






# Vitillo

Hydraulic Components



We feel better under pressure

Hoses



Press fittings ISO 12151 SAE J516



BSP adaptors BS 5200



JIC adaptors  
SAE J514



DIN 24° adaptors  
DIN 2353



ORFS adaptors  
ORFS J1453



# Kompletna oferta produktowa

Vitillo jest rozwiązaniem na wszystkie problemy związane z zastosowaniem hydrauliki siłowej.

Węże spiralne i plecione z metalowym opłotem, końcówki standardowe, interlock, BSP, JIC, ORFS i specjalne.

Wszystkie końcówki dostępne w wersjach: Zinc chromium III plating nikło-ocynk, oraz stal nierdzewna.

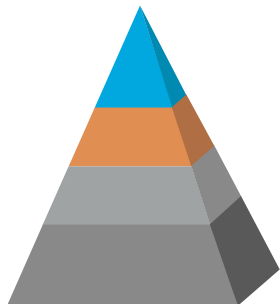
Na każde zapytanie klienta, odpowiedzią jest Vitillo.

# Alternatywne wersje

---

## Zinc Chromium III

---

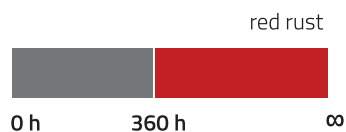


01. Sealing Layer

02. Passivation

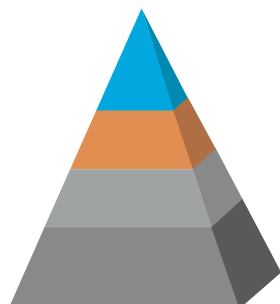
03. Zinc Cr III

04. Carbon Steel



## Niko Ocynki

---



01. Sealing Layer

02. Passivation


03. Zinc Cr III

04. Carbon Steel



## Stal Nierdzewna

---



01. Stainless Steel





# Zastosowanie

---



# Wysoka wydajność w ekstremalnych warunkach



# Certyfikaty

---



▼  
MINE SAFETY AND HEALTH  
ADMINISTRATION  
(MSHA)

---



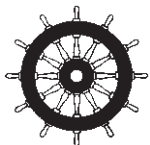
▼  
DET NORSKE VERITAS (DNV)  
GERMANISCHER LLOYD (GL)

---



▼  
RINA (Registro Navale Italiano)

---



▼  
MarED

---



▼  
GOST-R

---



AC 149



HAMILTON

▼  
J.S. Hamilton Poland Sp. z o.o. –  
Jednostka Certyfikująca

---

EN 45545



▼  
UNI EN 45545-2

---



## Visual index

**B12T.N**  
FERRULE  
FOR 1SN/2SN/2SC  
(no skive) / Pg. 20



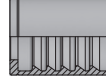
**B15C**  
FERRULE  
FOR 15C/15N/25C  
(no skive) / Pg. 21



**B1K**  
FERRULE  
FOR 15C-R17-R7-R6  
(no skive) / Pg. 22



**B1T**  
FERRULE  
FOR 15N/R1AT  
(no skive) / Pg. 23



**B2T**  
FERRULE  
FOR 25N/R2AT  
(no skive) / Pg. 24



**B1R**  
FERRULE  
FOR 1ST/R2A  
(skive) / Pg. 25



**B2R**  
FERRULE  
FOR 2ST/R2A  
(skive) / Pg. 26



**B3R**  
FERRULE  
FOR R3-R4  
(no skive) / Pg. 27



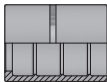
**B9R**  
FERRULE  
FOR 4SP  
(skive) / Pg. 28



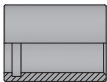
**B4SH**  
FERRULE  
FOR 4SH  
(skive) / Pg. 29



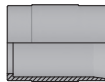
**B7R**  
FERRULE  
FOR R7  
(no skive) / Pg. 30



**BPTFE**  
FERRULE  
FOR BPTFE  
/ Pg. 31



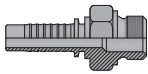
**BPTFEC**  
FERRULE  
FOR CORRUGATED  
BPTFE / Pg. 32



**B5K**  
FERRULE FOR 4SP/4SH/  
R12/EL.4000/EL.5000  
(no skive) / Pg. 33



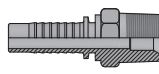
**MG**  
BSPP MALE 60° CONE  
/ Pg. 34



**M90G SW**  
BSPP SWIVEL MALE 90°  
ELBOW (compact forged)  
/Pg 36



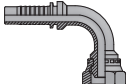
**MGK**  
BSPT TAPERED MALE  
/ Pg. 37



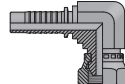
**FDG**  
BSPP FEMALE 60°  
CONE / Pg. 38



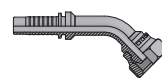
**F90G**  
BSPP FEMALE SWIVEL  
90° ELBOW / Pg. 40



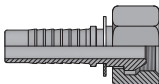
**F90G K**  
BSPP FEMALE 90°  
ELBOW (compact forged)  
/ Pg. 42



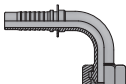
**F45G**  
BSPP FEMALE SWIVEL  
45° ELBOW / Pg. 43



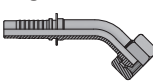
**FDG SF**  
BSPP FEMALE  
(slip-on nut) /Pg. 44



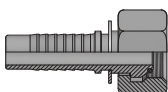
**F90G SF**  
BSPP FEMALE 90° EL-  
BOW (slip-on nut)  
/ Pg. 45



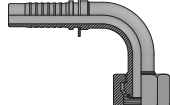
**F45G SF**  
BSPP FEMALE 45°  
ELBOW (slip-on nut)  
/ Pg. 46



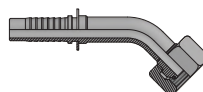
**FDG SF - OR**  
BSPP FEMALE  
(O Ring - slip-on nut) /  
Pg. 47



**F90G SF - OR**  
BSPP FEMALE 90° EL-  
BOW (O Ring - slip-on  
nut) / Pg. 48



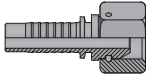
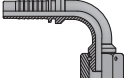
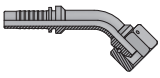
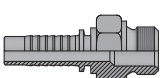

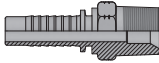
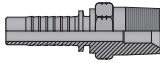
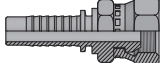
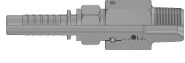
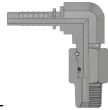
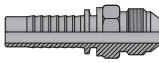

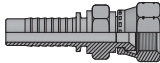



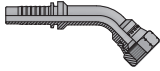
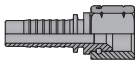
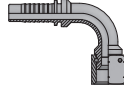
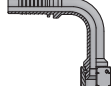
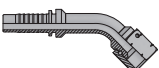
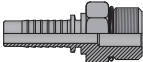
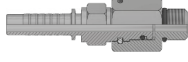
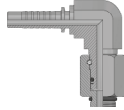
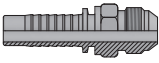
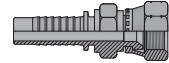
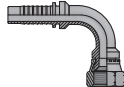
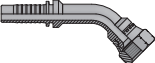
**F45G SF - OR**  
BSPP FEMALE 45°  
ELBOW (O Ring - slip-on  
nut) / Pg. 49



Ferrules for Standard Fittings

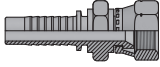
BSP - BSPT

# Visual index

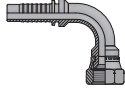
|  |   |   |  |   |  |
|--|---|---|--|---|--|
| BSP - BSPT   | <b>FDG SP</b><br><b>BSPP FEMALE</b><br>(thrust-wire nut)<br>/ Pg. 50<br>               | <b>F90G SP</b><br><b>BSPP FEMALE 90°</b><br><b>ELBOW</b> (thrust-wire nut)<br>/ Pg. 52<br> | <b>F45G SP</b><br><b>BSPP FEMALE 45°</b><br><b>ELBOW</b> (thrust-wire nut)<br>Pg. 54<br>        | <b>MGSP</b><br><b>BSPP MALE</b><br>(flat seat) / Pg. 56<br>  | <b>FGSP</b><br><b>BSPP FEMALE</b><br>(flat seat) / Pg. 57<br>                                 |
|  | <b>MNPT</b><br><b>NPTF MALE</b><br>/ Pg. 58<br>  | <b>MNPT LN</b><br><b>NPTF MALE</b><br>(long nose) / Pg. 59<br>                             | <b>FNPSM</b><br><b>NPSM FEMALE</b><br>/ Pg. 61<br>  | <b>MNPT SW</b><br><b>NPTF SWIVEL MALE</b><br>/ Pg. 62<br>   | <b>M90NPTF SW</b><br><b>NPTF SWIVEL MALE 90°</b><br><b>ELBOW</b> / Pg. 63<br>                 |
|  | <b>MJ</b><br><b>JIC 37° MALE</b><br>/ Pg. 64<br>                                       | <b>FDJ</b><br><b>JIC 37° FEMALE</b><br>/ Pg. 66<br>  | <b>FDJ GIR</b><br><b>JIC 37° FEMALE SWIVEL</b><br>(double hex) / Pg. 68<br>                     | <b>F90J</b><br><b>JIC 37° FEMALE SWIVEL</b><br><b>90°</b> / Pg. 70<br>                                       | <b>F90J K</b><br><b>JIC 37° FEMALE 90°</b><br><b>ELBOW</b> (compact forged)<br>/ Pg. 72<br>   |
|  | <b>F90J LD</b><br><b>JIC 37° FEMALE SWIVEL</b><br><b>90°</b> (long drop) / Pg. 73<br> | <b>F45J</b><br><b>JIC 37° FEMALE SWIVEL</b><br><b>45°</b> / Pg. 74<br>                    |  |   |  |
|  | JIC 37°   | <b>FDJ SP</b><br><b>JIC 37° FEMALE</b><br>(thrust-wire nut)<br>/ Pg. 76<br>              | <b>F90J SP</b><br><b>JIC 37° FEMALE SWIVEL</b><br><b>90°</b> (thrust-wirenut)<br>/ Pg. 78<br> | <b>F90J SPLD</b><br><b>JIC 37° FEMALE SWIVEL</b><br><b>90°</b> (thrust-wire nut<br>long drop) / Pg. 80<br> | <b>F45J SP</b><br><b>JIC 37° FEMALE SWIVEL</b><br><b>45°</b> (thrust-wirenut)<br>/ Pg. 81<br> |
| <b>MOB</b><br><b>O-RING BOSS MALE</b><br>/ Pg. 83<br> |   | <b>MOB SW</b><br><b>O-RING BOSS MALE</b><br><b>SWIVEL</b> / Pg. 84<br>                   | <b>MOB90 SW</b><br><b>O-RING BOSS SWIVEL</b><br><b>MALE 90° ELBOW</b> / Pg. 85<br>            |   |  |
| SAE  |   | <b>MJ..SV45</b><br><b>SAE 45° MALE</b><br>/ Pg. 86<br>                                   | <b>FDJ..GIR45</b><br><b>SAE 45° FEMALE</b><br><b>SWIVEL</b><br>(double hexagon) / Pg.87<br>   | <b>F90J..SV45</b><br><b>SAE 45° FEMALE</b><br><b>90° ELBOW</b> / Pg. 88<br>                                | <b>F45J..SV45</b><br><b>SAE 45° FEMALE</b><br><b>45° ELBOW</b> / Pg. 89<br>                   |

# Visual index

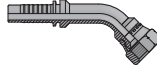
**FDK**  
KOMATSU STYLE  
FEMALE SWIVEL  
(cone 60°) / Pg. 90



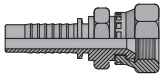
**F90K**  
KOMATSU STYLE  
FEMALE SWIVEL 90°  
ELBOW / Pg. 91



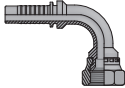
**F45K**  
KOMATSU STYLE  
FEMALE SWIVEL 45°  
ELBOW / Pg. 92



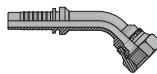
**FDT**  
TOYOTA STYLE FEMALE  
SWIVEL  
(cone 60°) / Pg. 93



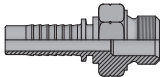
**F90T**  
TOYOTA STYLE FEMALE  
SWIVEL 90° ELBOW  
/ Pg. 94



**F45T**  
TOYOTA STYLE FEMALE  
SWIVEL 45° ELBOW  
/ Pg. 95



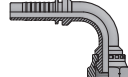
**MM**  
METRIC MALE 60° CONE  
/Pg. 96



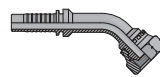
**FDM**  
METRIC FEMALE  
60° CONE  
/ Pg. 98



**F90M**  
METRIC° FEMALE  
SWIVEL 90° ELBOW  
/ Pg. 100



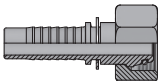
**F45M**  
METRIC FEMALE  
SWIVEL 45° ELBOW  
/ Pg. 102



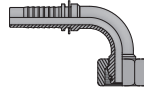
**ME L**  
METRIC MALE 24°  
CONE L TYPE / Pg. 104



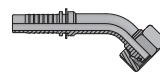
**FE L**  
METRIC FEMALE 24°  
CONE L TYPE / Pg. 106



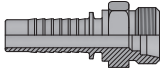
**F90E L**  
METRIC FEMALE  
24° CONE 90° ELBOW L  
TYPE / Pg. 108



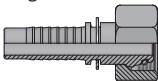
**F45E L**  
METRIC FEMALE  
24° CONE 45° ELBOW  
L TYPE / Pg. 110



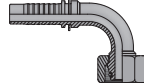
**ME S**  
METRIC MALE  
24° CONE -S TYPE  
/ Pg. 112



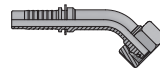
**FE S**  
METRIC FEMALE  
24° CONE -S TYPE  
/ Pg. 114



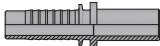
**F90E S**  
METRIC FEMALE  
24° CONE 90° ELBOW  
S TYPE / Pg. 116



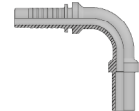
**F45E S**  
METRIC FEMALE  
24° CONE 45° ELBOW  
S TYPE / Pg. 118



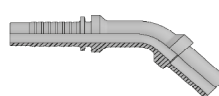
**PDL**  
STANDPIPE  
/ Pg. 120



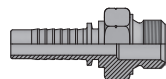
**P90L**  
STANDPIPE 90° ELBOW  
/ Pg. 122



**P45L**  
STANDPIPE 40° ELBOW  
/ Pg. 123



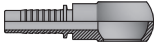
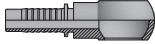
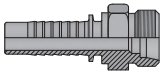
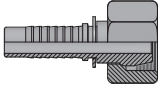
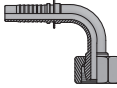
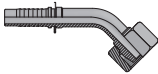
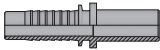
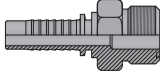
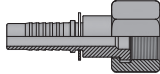
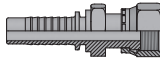
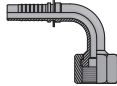

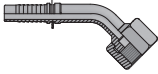
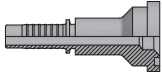
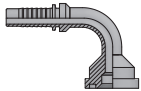
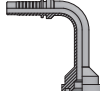
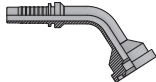
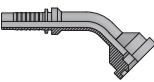
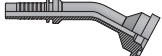
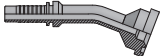
**MAV**  
METRIC MALE FOR  
AGRICULTURE VALVES  
/Pg. 124



JIS

METRIC/DIN

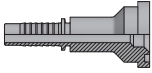
# Visual index

|               |   |   |   |   |   |
|---------------|---|---|---|---|---|
| BANJO         | <b>OG</b><br><b>BSP BANJO</b><br>/ Pg. 125  | <b>OM</b><br><b>METRIC BANJO</b><br>/ Pg. 127                                       |   |   |   |
|               |    |    |   |   |   |
| METRIC FRENCH | <b>ME F</b><br><b>METRIC MALE 24° CONE</b><br>(french type) / Pg. 129               | <b>FE F</b><br><b>METRIC FEMALE 24° CONE</b><br>(french type) / Pg. 130             | <b>F90E F</b><br><b>METRIC FEMALE 24° CONE 90°</b><br>(french type) / Pg. 131       | <b>F45E F</b><br><b>METRIC FEMALE 24° CONE 45°</b><br>(french type) / Pg. 132       |   |
|               |    |    |    |    |   |
| ORFS          | <b>PDL F</b><br><b>STANDPIPE FRENCH TYPE</b><br>/ Pg. 133                           |   |   |   |   |
|               |    |   |   |   |   |
| FLANGES       | <b>MORFS</b><br><b>ORFS MALE</b><br>/ Pg. 134                                       | <b>FORFS</b><br><b>ORFS FEMALE</b><br>/ Pg. 135                                     | <b>FORFS GIR</b><br><b>ORFS FEMALE (doble exagon)</b><br>/ Pg. 136                  | <b>F90ORFS</b><br><b>ORFS FEMALE SWIVEL 90° ELBOW</b><br>/ Pg. 137                  | <b>F90ORFS LD</b><br><b>ORFS FEMALE SWIVEL 90° ELBOW (long drop)</b><br>/ Pg. 138     |
|               |   |   |   |   |   |
| FLANGES       | <b>F45ORFS</b><br><b>ORFS FEMALE SWIVEL 45° ELBOW</b><br>/ Pg. 139                  |   |   |   |   |
|               |  |   |   |   |   |
| FLANGES       | <b>FDL</b><br><b>FLANGE CODE 61 3000 PSI</b><br>/ Pg. 140                           | <b>F90L</b><br><b>FLANGE CODE 61 90° ELBOW 3000 PSI</b><br>/ Pg. 141                | <b>F90L LD</b><br><b>FLANGE CODE 61 90° ELBOW 3000 PSI LD</b><br>/ Pg. 142          | <b>F60L</b><br><b>FLANGE CODE 61 60° ELBOW 3000 PSI</b><br>/ Pg. 143                | <b>F45L</b><br><b>FLANGE CODE 61 45° ELBOW 3000 PSI</b><br>/ Pg. 144                  |
|               |  |  |  |  |  |
| FLANGES       | <b>F30L</b><br><b>FLANGE CODE 61 30° ELBOW 3000 PSI</b><br>/ Pg. 145                | <b>F22.5L</b><br><b>FLANGE CODE 61 22.5° ELBOW 3000 PSI</b><br>/ Pg. 146            |   |   |   |
|               |  |  |   |   |   |

# Visual index

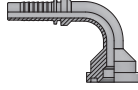
## FDP

FLANGE CODE 62  
6000 PSI  
/ Pg. 147



## F90P

FLANGE CODE 62  
90° ELBOW 6000 PSI  
/ Pg. 148



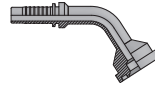
## F90P LD

FLANGE CODE 62  
90° ELBOW 6000 PSI LD  
/ Pg. 149



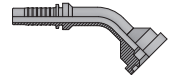
## F60P

FLANGE CODE 62  
60° ELBOW 6000 PSI  
/ Pg. 150



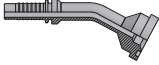
## F45P

FLANGE CODE 62  
45° ELBOW 6000 PSI  
/ Pg. 151



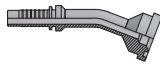
## F30P

FLANGE CODE 62  
30° ELBOW 6000 PSI  
/ Pg. 152



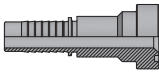
## F22.5P

FLANGE CODE 62  
22.5° ELBOW 6000 PSI  
/ Pg. 153



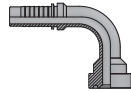
## FDS

SUPERCAT FLANGE  
/ Pg. 154



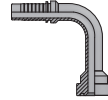
## F90S

SUPERCAT FLANGE 90°  
/ Pg. 155



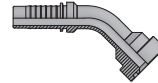
## F90S LD

SUPERCAT FLANGE  
90° / Pg. 156



## F45S

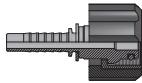
SUPERCAT FLANGE  
45° / Pg. 157



FLANGES

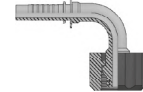
## FDW T

WATERJET CLEANER  
FEMALE FK TYPE  
/ Pg. 158



## F90W T

WATERJET CLEANER  
FEMALE 90° ELBOW FK  
TYPE / Pg. 159



## FW D

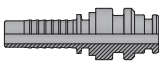
PISTOL WASH CLEANER  
JUNCTION / Pg.160



High-Pressure Cleaning

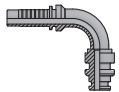
## MINE

STAPLE-LOCK MALE  
/ Pg. 161



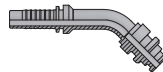
## MINE 90

STAPLE-LOCK MALE  
/ Pg. 162



## MINE 45

STAPLE-LOCK MALE  
/ Pg. 163



STAPLE-LOCK

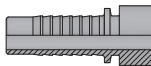
## GD

DOUBLE CONNECTOR  
/ Pg. 164



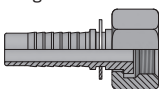
## CS

BRAZING TAIL  
/ Pg. 165



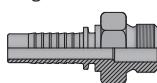
## FW

WHITWORTH CO2  
FEMALE  
/ Pg. 166



## MW



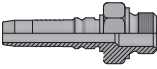
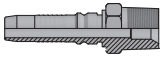
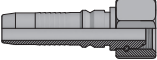
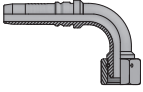
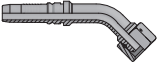
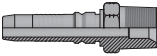
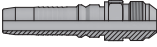
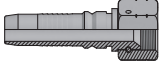
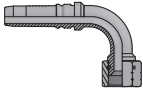
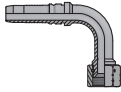
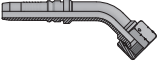
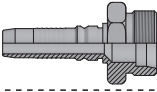
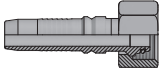
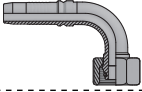
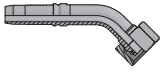
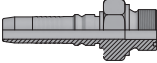
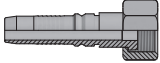
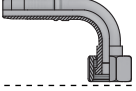
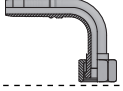
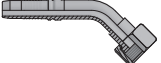


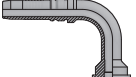
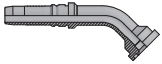
WHITWORTH CO2  
MALE  
/ Pg. 167



OTHERS

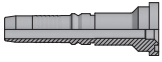


## Visual index

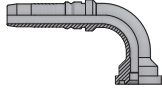
|                      |  |  |  |  |  |
|----------------------|--|--|--|--|--|
| Interlock Ferrules   | <b>KB4SH</b><br>FERRULE FOR 4SH<br>(skive) / Pg. 170<br>                    | <b>KBH</b><br>FERRULE<br>FOR R13/R15<br>(skive) / Pg. 171<br>                     |  |  |  |
| Interlock BSP - PSPT | <b>KMG</b><br>INTERLOCK BSPP MALE<br>/ Pg.172<br>                           | <b>KMGK</b><br>INTERLOCK BSPT MALE<br>/ Pg. 173<br>                               | <b>KFDG</b><br>INTERLOCK BSPP<br>FEMALE<br>/ Pg.174<br>                               | <b>KF90G</b><br>INTERLOCK BSPP<br>FEMALE 90° ELBOW<br>/ Pg.175<br>                    | <b>KF45G</b><br>INTERLOCK BSPP<br>FEMALE 45° ELBOW<br>/ Pg. 176<br>     |
| Interlock NPT        | <b>KMPTF</b><br>INTERLOCK MNPTF<br>MALE<br>/ Pg. 177<br>                    |  |  |  |  |
| Interlock JIC 37°    | <b>KMJ</b><br>INTERLOCK JIC MALE<br>/ Pg. 178<br>                          | <b>KFDJ</b><br>INTERLOCK JIC FEMALE<br>/ Pg. 179<br>                             | <b>KF90J</b><br>INTERLOCK JIC FEMALE<br>90° ELBOW / Pg. 180<br>                      | <b>KF90J LD</b><br>INTERLOCK JIC FEMALE<br>90° ELBOW (LONG DROP)<br>/ Pg. 181<br>    | <b>KF45J</b><br>INTERLOCK JIC FEMALE<br>45° ELBOW / Pg. 182<br>        |
| Interlock DIN        | <b>KME S</b><br>INTERLOCK METRIC<br>MALE 24° CONE-S TYPE<br>/ Pg. 183<br> | <b>KFE S</b><br>INTERLOCK METRIC<br>FEMALE 24° CONE-S<br>TYPE / Pg. 184<br>     | <b>KF90E S</b><br>INTERLOCK METRIC<br>FEMALE 24° CONE-S<br>TYPE - 90° / Pg. 185<br> | <b>KF45E S</b><br>INTERLOCK METRIC<br>FEMALE 24° CONE-S<br>TYPE - 45° / Pg. 186<br> |  |
| Interlock ORFS       | <b>KMORFS</b><br>INTERLOCK ORFS MALE<br>/ Pg. 187<br>                     | <b>KFORFS</b><br>INTERLOCK ORFS<br>FEMALE<br>/ Pg. 188<br>                      | <b>KF90ORFS</b><br>INTERLOCK ORFS<br>FEMALE 90° ELBOW<br>/ Pg. 189<br>              | <b>KF90ORFSLD</b><br>INTERLOCK ORFS FE-<br>MALE 90° ELBOW<br>/ Pg.190<br>           | <b>KF45ORFS</b><br>INTERLOCK ORFS<br>FEMALE 45° ELBOW<br>/ Pg.191<br> |
| Interlock Flanges    | <b>KFDL</b><br>INTERLOCK FLANGE<br>CODE 61 3000 PSI<br>/ Pg. 192<br>      | <b>KF90L</b><br>INTERLOCK FLANGE<br>CODE 61 90° ELBOW<br>3000 PSI / Pg. 193<br> | <b>KF90L LD</b><br>INTERLOCK FLANGE C.<br>6190° ELBOW 3000 PSI<br>LD / Pg. 194<br>  | <b>KF45L</b><br>INTERLOCK FLANGE<br>CODE 61 45° ELBOW<br>3000 PSI / Pg. 195<br>     |  |

## Visual index

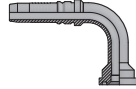
**KFDP**  
**INTERLOCK FLANGE**  
**CODE 62 6000 PSI**  
 / Pg. 196



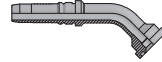
**KF90P**  
**INTERLOCK FLANGE**  
**CODE 62 90° ELBOW**  
**6000 PSI / Pg. 197**



**KF90P LD**  
**INTERLOCK FLANGE C.**  
**62 90° ELBOW 6000**  
**PSI LD / Pg. 198**

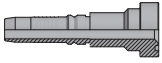


**KF45P**  
**INTERLOCK FLANGE**  
**CODE 62 45° ELBOW**  
**6000 PSI / Pg. 199**

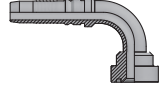


Interlock Flanges

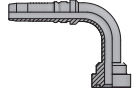
**KFDS**  
**INTERLOCK FLANGE**  
**SUPERCAT STILE**  
 / Pg. 200



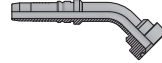
**KF90S**  
**INTERLOCK FLANGE SU-**  
**PERCAT STILE 90° EL-**  
**BOW / Pg. 201**



**KF90S LD**  
**INTERLOCK FLANGE SU-**  
**PERCAT STILE 90° EL-**  
**BOW / Pg. 202**

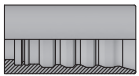


**KF45S**  
**INTERLOCK FLANGE SU-**  
**PERCAT STILE 45° EL-**  
**BOW / Pg. 203**

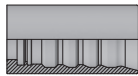


Waterblast

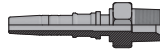
**WB4**  
**FERRULE WATERBLAST**  
**HOSE**  
 (4 spiral) / Pg. 206



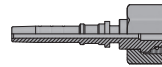
**WB6**  
**FERRULE WATERBLAST**  
**HOSE**  
 (6 spiral) / Pg. 207



**KMNPTF WB**  
**NPTF MALE FOR**  
**WATERBLAST HOSE**  
 / Pg. 208



**KFE S WB**  
**METRIC FEMALE FOR**  
**WATERBLAST HOSE**  
 / Pg. 210





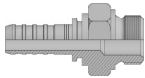
## Visual index

**HB.NS**  
**FERRULE**  
**FOR SPIRAL HOSE**  
 (no skive) / Pg. 212

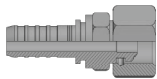


FERRULE

**HMG**  
**BSPP MALE 60° CONE**  
 / Pg. 213

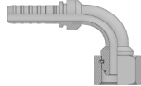


**HFDG.SP**  
**BSPP FEMALE**  
 (thrust-wire nut)  
 / Pg. 214

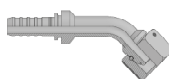


BSP

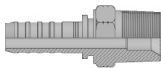
**HF90G.SP**  
**BSPP FEMALE 90°**  
**ELBOW** (thrust-wire nut)  
 / Pg. 215



**HF45G.SP**  
**BSPP FEMALE 45°**  
**ELBOW** (thrust-wire nut)  
 / Pg. 216

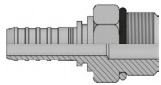


**HMNPTF**  
**NPTF MALE**  
 / Pg. 217

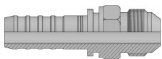


NPTF

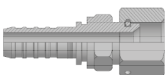
**HMOB**  
**O-RING BOSS MALE**  
 / Pg. 218



**HMJ**  
**JIC 37° MALE**  
 / Pg. 219

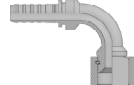


**HFDJ.SP**  
**JIC 37° FEMALE**  
 (thrust-wire nut)  
 / Pg.220

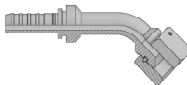


JIC

**HF90J.SP**  
**JIC 37° FEMALE SWIVEL**  
**90°** (thrust-wire nut)  
 / Pg. 221

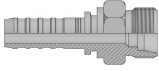


**HF45J.SP**  
**JIC 37° FEMALE SWIVEL**  
**45°** (thrust-wire nut)  
 / Pg.222

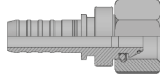


# Visual index

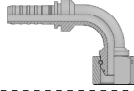
**HME.L**  
METRIC MALE 24°  
CONE L TYPE / Pg. 223



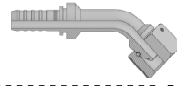
**HFE.L**  
METRIC FEMALE 24°  
CONE L TYPE / Pg. 224



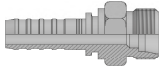
**HF90E.L**  
METRIC FEMALE  
24° CONE 90° ELBOW  
L TYPE / Pg. 225



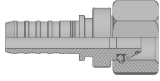
**HF45E.L**  
METRIC FEMALE  
24° CONE 45° ELBOW  
L TYPE / Pg. 226



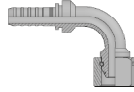
**HME.S**  
METRIC MALE  
24° CONE -S TYPE  
/ Pg. 227



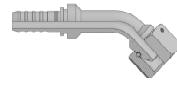
**HFE.S**  
METRIC FEMALE  
24° CONE -S TYPE  
/ Pg. 228



**HF90E.S**  
METRIC FEMALE  
24° CONE 90° ELBOW  
S TYPE / Pg. 229

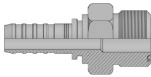


**HF45E.S**  
METRIC FEMALE  
24° CONE 45° ELBOW  
S TYPE / Pg. 230

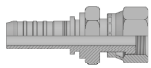


METRIC / DIN

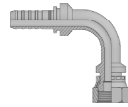
**HMORFS**  
ORFS MALE  
/ Pg. 231



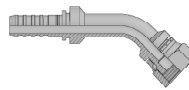
**HFORFS**  
ORFS FEMALE  
(doble exagon) / Pg. 232



**HF90ORFS**  
ORFS FEMALE SWIVEL  
90° ELBOW / Pg. 233

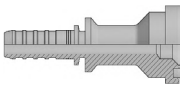


**HF45ORFS**  
ORFS FEMALE SWIVEL  
45° ELBOW / Pg. 234

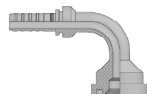


ORFS

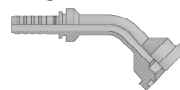
**HFDL**  
FLANGE CODE 61  
3000 PSI / Pg. 235



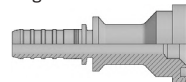
**HF90L**  
FLANGE CODE 61  
90° ELBOW 3000 PSI  
/ Pg. 236



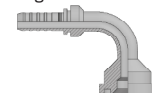
**HF45L**  
FLANGE CODE 61  
45° ELBOW 3000 PSI  
/ Pg. 237



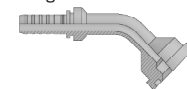
**HFDP**  
FLANGE CODE 62  
6000 PSI  
/ Pg. 238



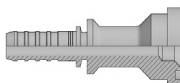
**HF90P**  
FLANGE CODE 62  
90° ELBOW 6000 PSI  
/ Pg. 239



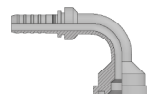
**HF45P**  
FLANGE CODE 62  
45° ELBOW 6000 PSI  
/ Pg. 240



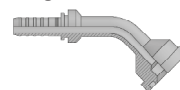
**HFDS**  
SUPERCAT FLANGE  
/ Pg. 241



**HF90S**  
SUPERCAT FLANGE  
90° ELBOW  
/ Pg. 242



**HF45S**  
SUPERCAT FLANGE  
90° ELBOW  
/ Pg. 243

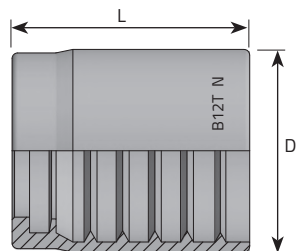


FLANGES

# Standard

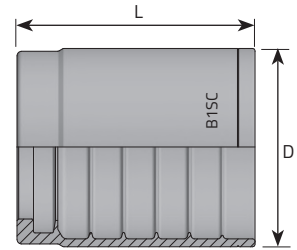
---

## TULEJA DLA 1SN/2SN/2SC



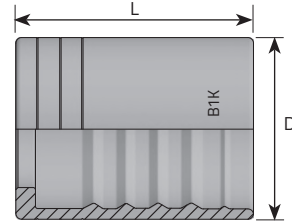
| Code    | Tube |        |      | Thread | Dimensions |    | Pressure |
|---------|------|--------|------|--------|------------|----|----------|
|         | D.N. | Hose   | Diam |        | D          | L  |          |
|         |      | Inch   | mm   |        | mm         | mm |          |
| B12T03N | -3   | 3/16"  | 4.8  |        | 21         | 23 |          |
| B12T04N | -4   | 1/4"   | 6.4  |        | 23         | 30 |          |
| B12T05N | -5   | 5/16"  | 7.9  |        | 24         | 30 |          |
| B12T06N | -6   | 3/8"   | 9.5  |        | 26         | 32 |          |
| B12T08N | -8   | 1/2"   | 12.8 |        | 29         | 34 |          |
| B12T10N | -10  | 5/8"   | 16   |        | 33         | 37 |          |
| B12T12N | -12  | 3/4"   | 19   |        | 37         | 42 |          |
| B12T16N | -16  | 1"     | 25.4 |        | 46         | 51 |          |
| B12T20N | -20  | 1.1/4" | 31.8 |        | 59         | 59 |          |
| B12T24N | -24  | 1.1/2" | 38.1 |        | 67         | 67 |          |
| B12T32N | -32  | 2"     | 50.8 |        | 80         | 72 |          |

## TULEJA DLA 1SC/1SN/2SC



| Code   | Tube |       |      | Thread | Dimensions |    | Pressure |
|--------|------|-------|------|--------|------------|----|----------|
|        | D.N. | Hose  | Diam |        | D          | L  |          |
|        |      | Inch  | mm   |        | mm         | mm |          |
| B15C04 | -4   | 1/4"  | 6.4  |        | 20         | 30 |          |
| B15C05 | -5   | 5/16" | 7.9  |        | 22         | 30 |          |
| B15C06 | -6   | 3/8"  | 9.5  |        | 24         | 32 |          |
| B15C08 | -8   | 1/2"  | 12.8 |        | 28         | 34 |          |
| B15C10 | -10  | 5/8"  | 16   |        | 32         | 37 |          |
| B15C12 | -12  | 3/4"  | 19   |        | 35         | 42 |          |
| B15C16 | -16  | 1"    | 25.4 |        | 43         | 51 |          |

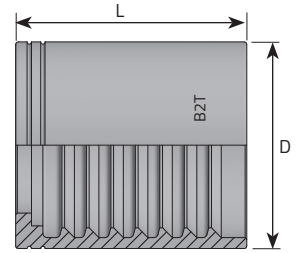
## TULEJA DLA 1SC-SLIM-R17-R7-R6 1TE/2TE



IDENTIFICATION: PRINTED CODE OR SCRATCHES

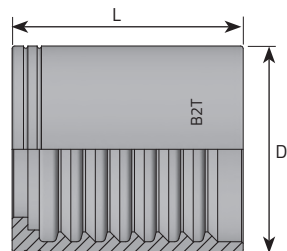
| Code  | Tube |        |      | Thread | Dimensions |    | Pressure |
|-------|------|--------|------|--------|------------|----|----------|
|       | D.N. | Hose   | Diam |        | D          | L  |          |
|       |      | Inch   | mm   |        | mm         | mm |          |
| B1K04 | -4   | 1/4"   | 6.4  |        | 18         | 30 |          |
| B1K05 | -5   | 5/16"  | 7.9  |        | 20         | 30 |          |
| B1K06 | -6   | 3/8"   | 9.5  |        | 22         | 32 |          |
| B1K08 | -8   | 1/2"   | 12.8 |        | 26         | 34 |          |
| B1K10 | -10  | 5/8"   | 16   |        | 30         | 37 |          |
| B1K12 | -12  | 3/4"   | 19   |        | 33         | 42 |          |
| B1K16 | -16  | 1"     | 25.4 |        | 41         | 51 |          |
| B1K20 | -20  | 1.1/4" | 31.8 |        | 48         | 57 |          |
| B1K24 | -24  | 1.1/2" | 38.1 |        | 56         | 66 |          |
| B1K32 | -32  | 2"     | 50.8 |        | 68         | 70 |          |

## TULEJA DLA 1SN/R1AT



| Code  | Tube |        |      | Thread | Dimensions |      | Pressure |
|-------|------|--------|------|--------|------------|------|----------|
|       | D.N. | Hose   | Diam |        | D          | L    |          |
|       |      | Inch   | mm   |        | mm         | mm   |          |
| B1T03 | -3   | 3/16"  | 4.8  |        | 19         | 26   |          |
| B1T04 | -4   | 1/4"   | 6.4  |        | 20         | 30   |          |
| B1T05 | -5   | 5/16"  | 7.9  |        | 22         | 30.5 |          |
| B1T06 | -6   | 3/8"   | 9.5  |        | 24         | 32   |          |
| B1T08 | -8   | 1/2"   | 12.8 |        | 29         | 34   |          |
| B1T10 | -10  | 5/8"   | 16   |        | 32         | 37   |          |
| B1T12 | -12  | 3/4"   | 19   |        | 36         | 42.5 |          |
| B1T16 | -16  | 1"     | 25.4 |        | 43         | 50.5 |          |
| B1T20 | -20  | 1.1/4" | 31.8 |        | 53         | 59   |          |
| B1T24 | -24  | 1.1/2" | 38.1 |        | 60         | 63   |          |

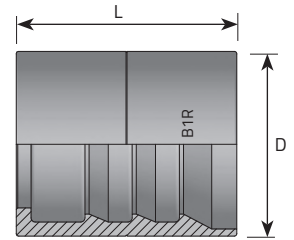
## TULEJA DLA 2SN/R2AT



| Code  | Tube |        |      | Thread | Dimensions |      | Pressure |
|-------|------|--------|------|--------|------------|------|----------|
|       | D.N. | Hose   | Diam |        | D          | L    |          |
|       |      | Inch   | mm   |        | mm         | mm   |          |
| B2T03 | -3   | 3/16"  | 4.8  |        | 20         | 26   |          |
| B2T04 | -4   | 1/4"   | 6.4  |        | 22         | 30   |          |
| B2T05 | -5   | 5/16"  | 7.9  |        | 24         | 30.5 |          |
| B2T06 | -6   | 3/8"   | 9.5  |        | 25.5       | 31.5 |          |
| B2T08 | -8   | 1/2"   | 12.8 |        | 30         | 34   |          |
| B2T10 | -10  | 5/8"   | 16   |        | 34         | 37   |          |
| B2T12 | -12  | 3/4"   | 19   |        | 38         | 42.5 |          |
| B2T16 | -16  | 1"     | 25.4 |        | 46         | 50   |          |
| B2T20 | -20  | 1.1/4" | 31.8 |        | 56         | 59   |          |
| B2T24 | -24  | 1.1/2" | 38.1 |        | 64         | 63   |          |

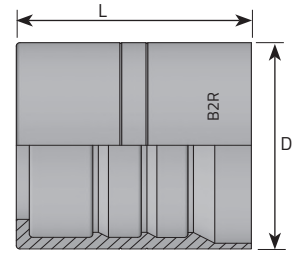


## TULEJA DLA 1ST/R1A



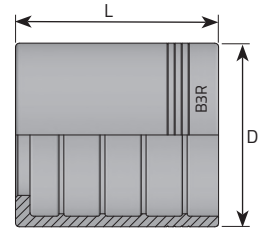
| Code         | Tube       |               |             | Thread | Dimensions |             | Pressure |
|--------------|------------|---------------|-------------|--------|------------|-------------|----------|
|              | D.N.       | Hose          | Diam        |        | D          | L           |          |
|              |            | Inch          | mm          |        | mm         | mm          |          |
| B1R03        | -3         | 3/16"         | 4.8         |        | 17         | 26.5        |          |
| <b>B1R04</b> | <b>-4</b>  | <b>1/4"</b>   | <b>6.4</b>  |        | <b>20</b>  | <b>29.5</b> |          |
| B1R05        | -5         | 5/16"         | 7.9         |        | 22         | 29.5        |          |
| <b>B1R06</b> | <b>-6</b>  | <b>3/8"</b>   | <b>9.5</b>  |        | <b>24</b>  | <b>32</b>   |          |
| B1R08        | -8         | 1/2"          | 12.8        |        | 29         | 34          |          |
| <b>B1R10</b> | <b>-10</b> | <b>5/8"</b>   | <b>16</b>   |        | <b>32</b>  | <b>37</b>   |          |
| B1R12        | -12        | 3/4"          | 19          |        | 36         | 43          |          |
| <b>B1R16</b> | <b>-16</b> | <b>1"</b>     | <b>25.4</b> |        | <b>43</b>  | <b>50</b>   |          |
| B1R20        | -20        | 1.1/4"        | 31.8        |        | 52         | 57          |          |
| <b>B1R24</b> | <b>-24</b> | <b>1.1/2"</b> | <b>38.1</b> |        | <b>57</b>  | <b>63</b>   |          |
| B1R32        | -32        | 2"            | 50.8        |        | 70         | 78          |          |

## TULEJA DLA 2ST/R2A



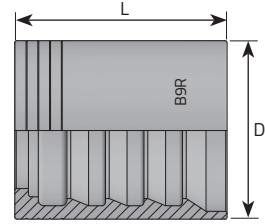
| Code  | Tube |        |      | Thread | Dimensions |    | Pressure |
|-------|------|--------|------|--------|------------|----|----------|
|       | D.N. | Hose   | Diam |        | D          | L  |          |
|       |      | Inch   | mm   |        | mm         | mm |          |
| B2R03 | -3   | 3/16"  | 4.8  |        | 20         | 27 |          |
| B2R04 | -4   | 1/4"   | 6.4  |        | 22         | 30 |          |
| B2R05 | -5   | 5/16"  | 7.9  |        | 24         | 30 |          |
| B2R06 | -6   | 3/8"   | 9.5  |        | 26         | 32 |          |
| B2R08 | -8   | 1/2"   | 12.8 |        | 30         | 34 |          |
| B2R10 | -10  | 5/8"   | 16   |        | 34         | 37 |          |
| B2R12 | -12  | 3/4"   | 19   |        | 38         | 43 |          |
| B2R16 | -16  | 1"     | 25.4 |        | 46         | 50 |          |
| B2R20 | -20  | 1.1/4" | 31.8 |        | 56         | 59 |          |
| B2R24 | -24  | 1.1/2" | 38.1 |        | 62         | 63 |          |
| B2R32 | -32  | 2"     | 50.8 |        | 75         | 79 |          |

## TULEJA DLA R3-R4



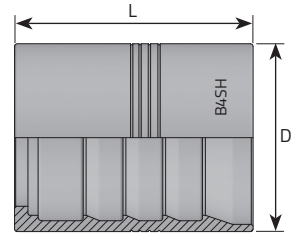
| Code  | Tube |        |      | Thread | Dimensions |    | Pressure |
|-------|------|--------|------|--------|------------|----|----------|
|       | D.N. | Hose   | Diam |        | D          | L  |          |
|       |      | Inch   | mm   |        | mm         | mm |          |
| B3R04 | -4   | 1/4"   | 6.4  |        | 19         | 29 |          |
| B3R05 | -5   | 5/16"  | 7.9  |        | 22         | 30 |          |
| B3R06 | -6   | 3/8"   | 9.5  |        | 24         | 31 |          |
| B3R08 | -8   | 1/2"   | 12.8 |        | 28.5       | 34 |          |
| B3R10 | -10  | 5/8"   | 16   |        | 32         | 36 |          |
| B3R12 | -12  | 3/4"   | 19   |        | 38         | 42 |          |
| B3R16 | -16  | 1"     | 25.4 |        | 46         | 50 |          |
| B3R20 | -20  | 1.1/4" | 31.8 |        | 52         | 57 |          |

## TULEJA DLA R9R - 4SP



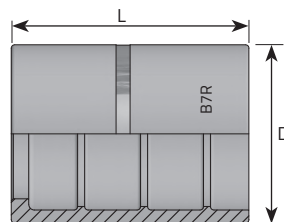
| Code  | Tube |        |      | Thread | Dimensions |      | Pressure |
|-------|------|--------|------|--------|------------|------|----------|
|       | D.N. | Hose   | Diam |        | D          | L    |          |
|       |      | Inch   | mm   |        | mm         | mm   |          |
| B9R04 | -4   | 1/4"   | 6.4  |        | 22         | 30   |          |
| B9R06 | -6   | 3/8"   | 9.5  |        | 26         | 32   |          |
| B9R08 | -8   | 1/2"   | 12.8 |        | 30         | 34   |          |
| B9R10 | -10  | 5/8"   | 16   |        | 34         | 40   |          |
| B9R12 | -12  | 3/4"   | 19   |        | 38         | 45.2 |          |
| B9R16 | -16  | 1"     | 25.4 |        | 46         | 56   |          |
| B9R20 | -20  | 1.1/4" | 31.8 |        | 59         | 66   |          |
| B9R24 | -24  | 1.1/2" | 38.1 |        | 65         | 76.5 |          |
| B9R32 | -32  | 2"     | 50.8 |        | 80         | 80   |          |

## TULEJA DLA 4SH (DO SKÓROWANIA)



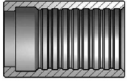
| Code          | Tube       |               |             | Thread | Dimensions |             | Pressure |
|---------------|------------|---------------|-------------|--------|------------|-------------|----------|
|               | D.N.       | Hose          | Diam        |        | D          | L           |          |
|               |            | Inch          | mm          |        | mm         | mm          |          |
| B4SH20        | -20        | 1.1/4"        | 31.8        |        | 52         | 66          |          |
| <b>B4SH24</b> | <b>-24</b> | <b>1.1/2"</b> | <b>38.1</b> |        | <b>62</b>  | <b>76.5</b> |          |
| B4SH32        | -32        | 2"            | 50.8        |        | 75         | 80          |          |

## TULEJA DLA R7/MTH 1/R6

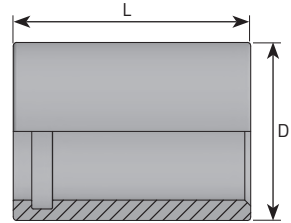


| Code  | Tube |       |      | Thread | Dimensions |    | Pressure |
|-------|------|-------|------|--------|------------|----|----------|
|       | D.N. | Hose  | Diam |        | D          | L  |          |
|       |      | Inch  | mm   |        | mm         | mm |          |
| B7R03 | -3   | 3/16" | 4.8  |        | 14         | 30 |          |
| B7R04 | -4   | 1/4"  | 6.4  |        | 17         | 30 |          |
| B7R05 | -5   | 5/16" | 7.9  |        | 19         | 30 |          |
| B7R06 | -6   | 3/8"  | 9.5  |        | 21         | 30 |          |
| B7R08 | -8   | 1/2"  | 12.8 |        | 25.5       | 34 |          |
| B7R10 | -10  | 5/8"  | 16   |        | 28.5       | 36 |          |
| B7R12 | -12  | 3/4"  | 19   |        | 32         | 42 |          |
| B7R16 | -16  | 1"    | 25.4 |        | 40         | 50 |          |

## TULEJA DLA PTFE

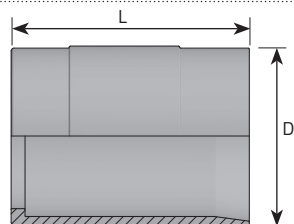


\* Wersja z rowkami



| Code      | Tube |       |      | Thread | Dimensions |      | Pressure |
|-----------|------|-------|------|--------|------------|------|----------|
|           | D.N. | Hose  | Diam |        | D          | L    |          |
|           |      | Inch  | mm   |        | mm         | mm   |          |
| * BPTFE03 | -3   | 3/16" | 4.8  |        | 14         | 25   |          |
| BPTFE04   | -4   | 1/4"  | 6.4  |        | 16         | 26.5 |          |
| * BPTFE05 | -5   | 5/16" | 7.9  |        | 17         | 25   |          |
| BPTFE06   | -6   | 3/8"  | 9.5  |        | 19         | 30   |          |
| BPTFE08   | -8   | 1/2"  | 12.8 |        | 24         | 32   |          |
| BPTFE10   | -10  | 5/8"  | 16   |        | 25.5       | 34   |          |
| BPTFE12   | -12  | 3/4"  | 19   |        | 30.5       | 40   |          |
| BPTFE16   | -16  | 1"    | 25.4 |        | 37         | 47   |          |

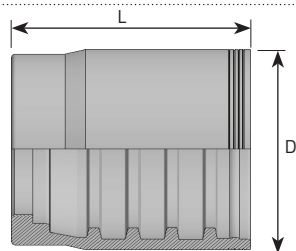
## TULEJA DLA PTFE KARBOWANEGO



| Code     | Tube |        |      | Thread | Dimensions |      | Pressure |
|----------|------|--------|------|--------|------------|------|----------|
|          | D.N. | Hose   | Diam |        | D          | L    |          |
|          |      | Inch   | mm   |        | mm         | mm   |          |
| BPTFEC04 | -4   | 1/4"   | 6.4  |        | 17.8       | 26.5 |          |
| BPTFEC06 | -6   | 3/8"   | 9.5  |        | 20         | 30.5 |          |
| BPTFEC08 | -8   | 1/2"   | 12.8 |        | 24         | 33   |          |
| BPTFEC10 | -10  | 5/8"   | 16   |        | 29         | 31   |          |
| BPTFEC12 | -12  | 3/4"   | 19   |        | 31.1       | 41   |          |
| BPTFEC16 | -16  | 1"     | 25.4 |        | 38         | 47   |          |
| BPTFEC20 | -20  | 1.1/4" | 31.8 |        | 49.5       | 53   |          |
| BPTFEC24 | -24  | 1.1/2" | 38.1 |        | 55.3       | 58.5 |          |
| BPTFEC32 | -32  | 2"     | 50.8 |        | 69         | 72   |          |

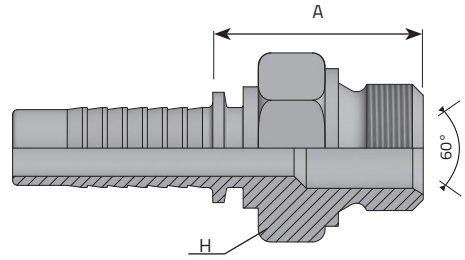


## TULEJA DLA 4SP/4SH/R12/ELASTIK4000/ELASTIK5000



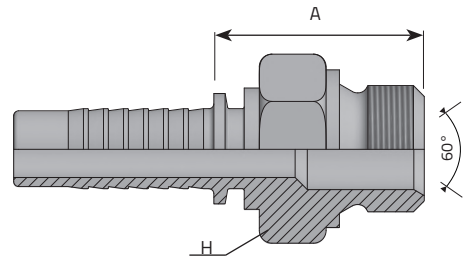
| Code   | Tube |        |      | Thread | Dimensions |      | Pressure |
|--------|------|--------|------|--------|------------|------|----------|
|        | D.N. | Hose   | Diam |        | D          | L    |          |
|        |      | Inch   | mm   |        | mm         | mm   |          |
| B5K06  | -6   | 3/8"   | 9.5  |        | 33         | 33   |          |
| B5K08  | -8   | 1/2"   | 12.8 |        | 35.5       | 36   |          |
| B5K10  | -10  | 5/8"   | 16   |        | 40.5       | 40   |          |
| B5K12  | -12  | 3/4"   | 19   |        | 43.5       | 44   |          |
| B5K16  | -16  | 1"     | 25.4 |        | 51         | 54.4 |          |
| B5K204 | -20  | 1.1/4" | 31.8 |        | 62.5       | 63.5 |          |
| B5K206 | -20  | 1.1/4" | 31.8 |        | 66.5       | 63.8 |          |

## BSPP MĘSKA - 60° STOŻEK (1)



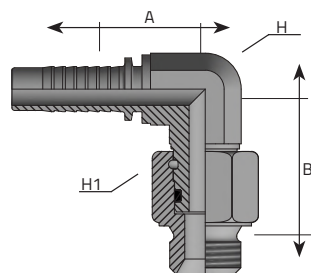
| Code          | Tube |              |             | Thread      |           | Dimensions |             |  | Pressure   |             |
|---------------|------|--------------|-------------|-------------|-----------|------------|-------------|--|------------|-------------|
|               | D.N. | Hose         | Diam        | T           | t/1"      | H          | A           |  | Bar        | Psi         |
|               |      | Inch         | mm          | Inch        |           | mm         | mm          |  |            |             |
| MG0302        | -3   | 3/16"        | 4.8         | 1/8"        | 28        | 14         | 20.5        |  | 350        | 5076        |
| <b>MG0304</b> | -3   | <b>3/16"</b> | <b>4.8</b>  | <b>1/4"</b> | <b>19</b> | <b>19</b>  | <b>26</b>   |  | <b>415</b> | <b>6019</b> |
| MG0402        | -4   | 1/4"         | 6.4         | 1/8"        | 28        | 14         | 20.5        |  | 350        | 5076        |
| <b>MG0404</b> | -4   | <b>1/4"</b>  | <b>6.4</b>  | <b>1/4"</b> | <b>19</b> | <b>19</b>  | <b>27</b>   |  | <b>450</b> | <b>6526</b> |
| MG0406        | -4   | 1/4"         | 6.4         | 3/8"        | 19        | 22         | 29          |  | 450        | 6526        |
| <b>MG0408</b> | -4   | <b>1/4"</b>  | <b>6.4</b>  | <b>1/2"</b> | <b>14</b> | <b>27</b>  | <b>32</b>   |  | <b>450</b> | <b>6526</b> |
| MG0504        | -5   | 5/16"        | 7.9         | 1/4"        | 19        | 19         | 27          |  | 350        | 5076        |
| <b>MG0506</b> | -5   | <b>5/16"</b> | <b>7.9</b>  | <b>3/8"</b> | <b>19</b> | <b>22</b>  | <b>29</b>   |  | <b>350</b> | <b>5076</b> |
| MG0508        | -5   | 5/16"        | 7.9         | 1/2"        | 14        | 27         | 32          |  | 350        | 5076        |
| <b>MG0604</b> | -6   | <b>3/8"</b>  | <b>9.5</b>  | <b>1/4"</b> | <b>19</b> | <b>19</b>  | <b>27</b>   |  | <b>450</b> | <b>6526</b> |
| MG0606        | -6   | 3/8"         | 9.5         | 3/8"        | 19        | 22         | 29          |  | 450        | 6526        |
| <b>MG0608</b> | -6   | <b>3/8"</b>  | <b>9.5</b>  | <b>1/2"</b> | <b>14</b> | <b>27</b>  | <b>32</b>   |  | <b>450</b> | <b>6526</b> |
| MG0806        | -8   | 1/2"         | 12.8        | 3/8"        | 19        | 22         | 29          |  | 415        | 6019        |
| <b>MG0808</b> | -8   | <b>1/2"</b>  | <b>12.8</b> | <b>1/2"</b> | <b>14</b> | <b>27</b>  | <b>33</b>   |  | <b>415</b> | <b>6019</b> |
| MG0810        | -8   | 1/2"         | 12.8        | 5/8"        | 14        | 30         | 34.5        |  | 415        | 6019        |
| <b>MG0812</b> | -8   | <b>1/2"</b>  | <b>12.8</b> | <b>3/4"</b> | <b>14</b> | <b>32</b>  | <b>36</b>   |  | <b>415</b> | <b>6019</b> |
| MG1008        | -10  | 5/8"         | 16          | 1/2"        | 14        | 27         | 33          |  | 350        | 5076        |
| <b>MG1010</b> | -10  | <b>5/8"</b>  | <b>16</b>   | <b>5/8"</b> | <b>14</b> | <b>30</b>  | <b>34.5</b> |  | <b>350</b> | <b>5076</b> |

## BSPP MĘSKA- 60° STOŻEK (2)



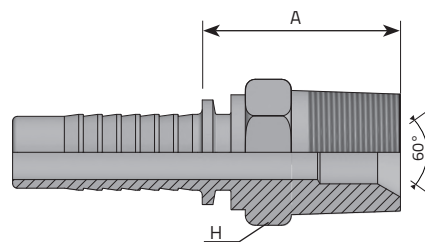
| Code          | Tube       |               | Thread      |               | Dimensions |           |           | Pressure   |             |
|---------------|------------|---------------|-------------|---------------|------------|-----------|-----------|------------|-------------|
|               | D.N.       | Hose          | Diam        | T             | t/1"       | H         | A         | Bar        | Psi         |
|               | Inch       |               | mm          | Inch          |            | mm        | mm        |            |             |
| MG1012        | -10        | 5/8"          | 16          | 3/4"          | 14         | 32        | 36        | 350        | 5076        |
| <b>MG1016</b> | <b>-10</b> | <b>5/8"</b>   | <b>16</b>   | <b>1"</b>     | <b>11</b>  | <b>38</b> | <b>40</b> | <b>350</b> | <b>5076</b> |
| MG1208        | -12        | 3/4"          | 19          | 1/2"          | 14         | 27        | 34        | 350        | 5076        |
| <b>MG1210</b> | <b>-12</b> | <b>3/4"</b>   | <b>19</b>   | <b>5/8"</b>   | <b>14</b>  | <b>30</b> | <b>36</b> | <b>350</b> | <b>5076</b> |
| MG1212        | -12        | 3/4"          | 19          | 3/4"          | 14         | 32        | 37        | 350        | 5076        |
| <b>MG1216</b> | <b>-12</b> | <b>3/4"</b>   | <b>19</b>   | <b>1"</b>     | <b>11</b>  | <b>38</b> | <b>40</b> | <b>350</b> | <b>5076</b> |
| MG1612        | -16        | 1"            | 25.4        | 3/4"          | 14         | 32        | 38        | 280        | 4061        |
| <b>MG1616</b> | <b>-16</b> | <b>1"</b>     | <b>25.4</b> | <b>1"</b>     | <b>11</b>  | <b>38</b> | <b>40</b> | <b>280</b> | <b>4061</b> |
| MG1620        | -16        | 1"            | 25.4        | 1.1/4"        | 11         | 50        | 45        | 280        | 4061        |
| <b>MG2020</b> | <b>-20</b> | <b>1.1/4"</b> | <b>31.8</b> | <b>1.1/4"</b> | <b>11</b>  | <b>50</b> | <b>46</b> | <b>210</b> | <b>3046</b> |
| MG2024        | -20        | 1.1/4"        | 31.8        | 1.1/2"        | 11         | 55        | 46        | 210        | 3046        |
| <b>MG2424</b> | <b>-24</b> | <b>1.1/2"</b> | <b>38.1</b> | <b>1.1/2"</b> | <b>11</b>  | <b>55</b> | <b>46</b> | <b>185</b> | <b>2683</b> |
| MG2432        | -24        | 1.1/2"        | 38.1        | 2"            | 11         | 70        | 53        | 185        | 2683        |
| <b>MG3232</b> | <b>-32</b> | <b>2"</b>     | <b>50.8</b> | <b>2"</b>     | <b>11</b>  | <b>70</b> | <b>54</b> | <b>165</b> | <b>2393</b> |

## KOLANO 90 BSPP NAKRĘTNE Z GWINTEM ZEWN (KOMPAKT)



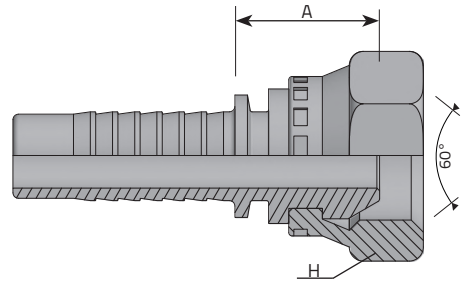
| Code       | Tube |      | Thread |      | Dimensions |    |    |      |    | Pressure |      |
|------------|------|------|--------|------|------------|----|----|------|----|----------|------|
|            | D.N. | Hose | Diam   | T    | t/1"       | H  | A  |      |    | Bar      | Psi  |
|            | Inch |      | mm     | Inch |            | mm | mm |      |    |          |      |
| M90G0404SW | -4   | 1/4" | 6.4    | 1/4" | 19         | 14 | 19 | 45.7 | 54 | 350      | 5076 |
| M90G0606SW | -6   | 3/8" | 9.5    | 3/8" | 19         | 19 | 22 | 57.2 | 62 | 350      | 5076 |
| M90G0808SW | -8   | 1/2" | 12.8   | 1/2" | 14         | 22 | 27 | 64.1 | 67 | 350      | 5076 |

## BSPT TAPERED MĘSKA

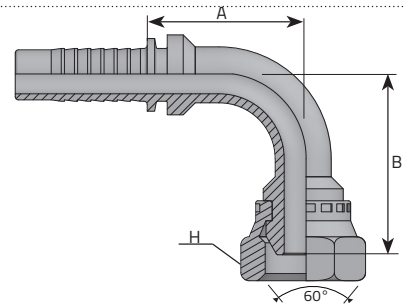


| Code    | Tube |        | Thread |        |      | Dimensions |      |     | Pressure |  |
|---------|------|--------|--------|--------|------|------------|------|-----|----------|--|
|         | D.N. | Hose   | Diam   | T      | t/1" | H          | A    | Bar | Psi      |  |
|         | Inch |        | mm     | Inch   |      | mm         | mm   |     |          |  |
| MGK0302 | -3   | 3/16"  | 4.8    | 1/8"   | 28   | 12         | 22   | 350 | 5076     |  |
| MGK0304 | -3   | 3/16"  | 4.8    | 1/4"   | 19   | 15         | 22   | 415 | 6019     |  |
| MGK0402 | -4   | 1/4"   | 6.4    | 1/8"   | 28   | 12         | 22.5 | 350 | 5076     |  |
| MGK0404 | -4   | 1/4"   | 6.4    | 1/4"   | 19   | 15         | 27   | 450 | 6526     |  |
| MGK0406 | -4   | 1/4"   | 6.4    | 3/8"   | 19   | 19         | 28   | 450 | 6526     |  |
| MGK0504 | -5   | 5/16"  | 7.9    | 1/4"   | 19   | 15         | 27   | 350 | 5076     |  |
| MGK0506 | -5   | 5/16"  | 7.9    | 3/8"   | 19   | 19         | 28   | 350 | 5076     |  |
| MGK0604 | -6   | 3/8"   | 9.5    | 1/4"   | 19   | 15         | 28   | 450 | 6526     |  |
| MGK0606 | -6   | 3/8"   | 9.5    | 3/8"   | 19   | 19         | 28   | 450 | 6526     |  |
| MGK0608 | -6   | 3/8"   | 9.5    | 1/2"   | 14   | 22         | 34   | 415 | 6019     |  |
| MGK0806 | -8   | 1/2"   | 12.8   | 3/8"   | 19   | 19         | 28   | 415 | 6019     |  |
| MGK0808 | -8   | 1/2"   | 12.8   | 1/2"   | 14   | 22         | 34.5 | 415 | 6019     |  |
| MGK1008 | -10  | 5/8"   | 16     | 1/2"   | 14   | 24         | 34.5 | 350 | 5076     |  |
| MGK1012 | -10  | 5/8"   | 16     | 3/4"   | 14   | 27         | 36.5 | 350 | 5076     |  |
| MGK1212 | -12  | 3/4"   | 19     | 3/4"   | 14   | 27         | 37   | 350 | 5076     |  |
| MGK1216 | -12  | 3/4"   | 19     | 1"     | 11   | 36         | 45   | 280 | 4061     |  |
| MGK1616 | -16  | 1"     | 25.4   | 1"     | 11   | 36         | 46   | 280 | 4061     |  |
| MGK1620 | -16  | 1"     | 25.4   | 1.1/4" | 11   | 46         | 45.5 | 210 | 3046     |  |
| MGK2020 | -20  | 1.1/4" | 31.8   | 1.1/4" | 11   | 46         | 46   | 210 | 3046     |  |
| MGK2024 | -20  | 1.1/4" | 31.8   | 1.1/2" | 11   | 50         | 47   | 185 | 2683     |  |
| MGK2424 | -24  | 1.1/2" | 38.1   | 1.1/2" | 11   | 50         | 47.3 | 185 | 2683     |  |
| MGK3232 | -32  | 2"     | 50.8   | 2"     | 11   | 65         | 57   | 165 | 2393     |  |

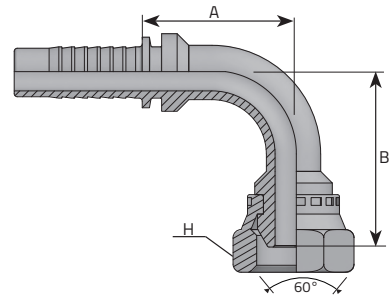
## BSPP ŽEŇSKA - 60° STOŽEK



| Code    | Tube |        | Thread |        |      | Dimensions |      | Pressure |      |
|---------|------|--------|--------|--------|------|------------|------|----------|------|
|         | D.N. | Hose   | Diam   | T      | t/1" | H          | A    | Bar      | Psi  |
|         |      | Inch   | mm     | Inch   |      | mm         | mm   |          |      |
| FDG1012 | -10  | 5/8"   | 16     | 3/4"   | 14   | 32         | 24   | 350      | 5076 |
| FDG1208 | -12  | 3/4"   | 19     | 1/2"   | 14   | 27         | 22.5 | 350      | 5076 |
| FDG1210 | -12  | 3/4"   | 19     | 5/8"   | 14   | 28         | 24   | 350      | 5076 |
| FDG1212 | -12  | 3/4"   | 19     | 3/4"   | 14   | 32         | 25   | 350      | 5076 |
| FDG1216 | -12  | 3/4"   | 19     | 1"     | 11   | 38         | 26   | 350      | 5076 |
| FDG1612 | -16  | 1"     | 25.4   | 3/4"   | 14   | 32         | 26   | 280      | 4061 |
| FDG1616 | -16  | 1"     | 25.4   | 1"     | 11   | 38         | 27   | 280      | 4061 |
| FDG1620 | -16  | 1"     | 25.4   | 1.1/4" | 11   | 50         | 30   | 280      | 4061 |
| FDG2020 | -20  | 1.1/4" | 31.8   | 1.1/4" | 11   | 50         | 30   | 210      | 3046 |
| FDG2024 | -20  | 1.1/4" | 31.8   | 1.1/2" | 11   | 55         | 32   | 210      | 3046 |
| FDG2424 | -24  | 1.1/2" | 38.1   | 1.1/2" | 11   | 55         | 32   | 185      | 2683 |

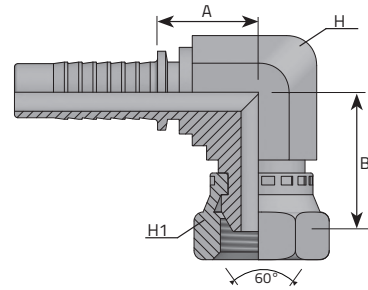
**BSPP ŽEŇSKA - 60° STOŽEK - 90° KOLANO (1)**


| Code            | Tube |              | Thread      |             | Dimensions |           |             | Pressure    |            |             |
|-----------------|------|--------------|-------------|-------------|------------|-----------|-------------|-------------|------------|-------------|
|                 | D.N. | Hose         | Diam        | T           | t/1"       | H         | B           | A           | Bar        | Psi         |
|                 | Inch | mm           | Inch        |             | mm         | mm        | mm          |             |            |             |
| F90G0302        | -3   | 3/16"        | 4.8         | 1/8"        | 28         | 15        | 29          | 23          | 350        | 5076        |
| <b>F90G0304</b> | -3   | <b>3/16"</b> | <b>4.8</b>  | <b>1/4"</b> | <b>19</b>  | <b>19</b> | <b>29</b>   | <b>23</b>   | <b>415</b> | <b>6019</b> |
| F90G0402        | -4   | 1/4"         | 6.4         | 1/8"        | 28         | 15        | 29          | 23          | 350        | 5076        |
| <b>F90G0404</b> | -4   | <b>1/4"</b>  | <b>6.4</b>  | <b>1/4"</b> | <b>19</b>  | <b>19</b> | <b>29</b>   | <b>23</b>   | <b>450</b> | <b>6526</b> |
| F90G0406        | -4   | 1/4"         | 6.4         | 3/8"        | 19         | 22        | 32          | 23          | 450        | 6526        |
| <b>F90G0408</b> | -4   | <b>1/4"</b>  | <b>6.4</b>  | <b>1/2"</b> | <b>14</b>  | <b>27</b> | <b>30</b>   | <b>31.5</b> | <b>450</b> | <b>6526</b> |
| F90G0504        | -5   | 5/16"        | 7.9         | 1/4"        | 19         | 19        | 33.5        | 31.5        | 350        | 5076        |
| <b>F90G0506</b> | -5   | <b>5/16"</b> | <b>7.9</b>  | <b>3/8"</b> | <b>19</b>  | <b>22</b> | <b>35.5</b> | <b>31.5</b> | <b>350</b> | <b>5076</b> |
| F90G0508        | -5   | 5/16"        | 7.9         | 1/2"        | 14         | 27        | 39          | 31.5        | 350        | 5076        |
| <b>F90G0604</b> | -6   | <b>3/8"</b>  | <b>9.5</b>  | <b>1/4"</b> | <b>19</b>  | <b>19</b> | <b>37</b>   | <b>33</b>   | <b>450</b> | <b>6526</b> |
| F90G0606        | -6   | 3/8"         | 9.5         | 3/8"        | 19         | 22        | 38          | 33          | 450        | 6526        |
| <b>F90G0608</b> | -6   | <b>3/8"</b>  | <b>9.5</b>  | <b>1/2"</b> | <b>14</b>  | <b>27</b> | <b>42</b>   | <b>33</b>   | <b>450</b> | <b>6526</b> |
| F90G0806        | -8   | 1/2"         | 12.8        | 3/8"        | 19         | 22        | 43          | 39          | 415        | 6019        |
| <b>F90G0808</b> | -8   | <b>1/2"</b>  | <b>12.8</b> | <b>1/2"</b> | <b>14</b>  | <b>27</b> | <b>45</b>   | <b>39</b>   | <b>415</b> | <b>6019</b> |
| F90G0810        | -8   | 1/2"         | 12.8        | 5/8"        | 14         | 28        | 45          | 39          | 415        | 6019        |
| <b>F90G0812</b> | -8   | <b>1/2"</b>  | <b>12.8</b> | <b>3/4"</b> | <b>14</b>  | <b>32</b> | <b>51</b>   | <b>39</b>   | <b>415</b> | <b>6019</b> |
| F90G1008        | -10  | 5/8"         | 16          | 1/2"        | 14         | 27        | 54          | 49          | 350        | 5076        |
| <b>F90G1010</b> | -10  | <b>5/8"</b>  | <b>16</b>   | <b>5/8"</b> | <b>14</b>  | <b>28</b> | <b>54</b>   | <b>49</b>   | <b>350</b> | <b>5076</b> |

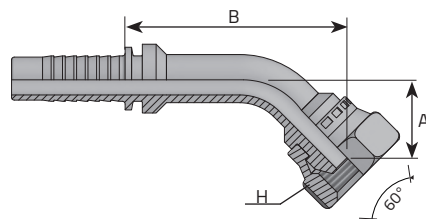
**BSPP ŽEŇSKA - 60° STOŽEK - 90° KOLANO (2)**


| Code            | Tube       |               | Thread      |               |           | Dimensions |             |             | Pressure   |             |
|-----------------|------------|---------------|-------------|---------------|-----------|------------|-------------|-------------|------------|-------------|
|                 | D.N.       | Hose          | Diam        | T             | t/1"      | H          | B           | A           | Bar        | Psi         |
|                 | Inch       |               | mm          | Inch          |           | mm         | mm          | mm          |            |             |
| F90G1012        | -10        | 5/8"          | 16          | 3/4"          | 14        | 32         | 56          | 49          | 350        | 5076        |
| <b>F90G1208</b> | <b>-12</b> | <b>3/4"</b>   | <b>19</b>   | <b>1/2"</b>   | <b>14</b> | <b>27</b>  | <b>56</b>   | <b>53.5</b> | <b>350</b> | <b>5076</b> |
| F90G1210        | -12        | 3/4"          | 19          | 5/8"          | 14        | 28         | 56          | 53.5        | 350        | 5076        |
| <b>F90G1212</b> | <b>-12</b> | <b>3/4"</b>   | <b>19</b>   | <b>3/4"</b>   | <b>14</b> | <b>32</b>  | <b>59</b>   | <b>53.5</b> | <b>350</b> | <b>5076</b> |
| F90G1216        | -12        | 3/4"          | 19          | 1"            | 11        | 38         | 65          | 53.5        | 350        | 5076        |
| <b>F90G1612</b> | <b>-16</b> | <b>1"</b>     | <b>25.4</b> | <b>3/4"</b>   | <b>14</b> | <b>32</b>  | <b>72</b>   | <b>68.5</b> | <b>280</b> | <b>4061</b> |
| F90G1616        | -16        | 1"            | 25.4        | 1"            | 11        | 38         | 72          | 73          | 280        | 4061        |
| <b>F90G1620</b> | <b>-16</b> | <b>1"</b>     | <b>25.4</b> | <b>1.1/4"</b> | <b>11</b> | <b>50</b>  | <b>80</b>   | <b>73</b>   | <b>280</b> | <b>4061</b> |
| F90G2020        | -20        | 1.1/4"        | 31.8        | 1.1/4"        | 11        | 50         | 93          | 89          | 210        | 3046        |
| <b>F90G2024</b> | <b>-20</b> | <b>1.1/4"</b> | <b>31.8</b> | <b>1.1/2"</b> | <b>11</b> | <b>55</b>  | <b>98.5</b> | <b>89</b>   | <b>210</b> | <b>3046</b> |
| F90G2424        | -24        | 1.1/2"        | 38.1        | 1.1/2"        | 11        | 55         | 114         | 101         | 185        | 2683        |



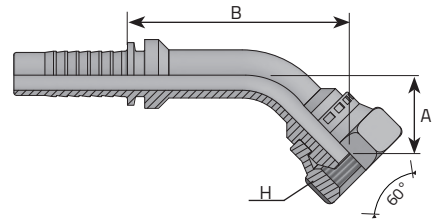
**BSPP ŽEŇSKA - 90° KOLANO (KOMPAKT)**


| Code      | Tube |       |      | Thread |      | Dimensions |    |      |      | Pressure |      |
|-----------|------|-------|------|--------|------|------------|----|------|------|----------|------|
|           | D.N. | Hose  | Diam | T      | t/1" | H          | H1 | B    | A    | Bar      | Psi  |
|           | Inch | mm    | Inch |        | mm   | mm         | mm | mm   | mm   |          |      |
| F90G0404K | -4   | 1/4"  | 6.4  | 1/4"   | 19   | 14         | 19 | 26.7 | 19   | 450      | 6526 |
| F90G0406K | -4   | 1/4"  | 6.4  | 3/8"   | 19   | 19         | 22 | 28   | 21.5 | 450      | 6526 |
| F90G0506K | -5   | 5/16" | 7.9  | 3/8"   | 19   | 19         | 22 | 28   | 21.5 | 350      | 5076 |
| F90G0606K | -6   | 3/8"  | 9.5  | 3/8"   | 19   | 19         | 22 | 28   | 21.5 | 450      | 6526 |
| F90G0608K | -6   | 3/8"  | 9.5  | 1/2"   | 14   | 22         | 27 | 32.5 | 24   | 450      | 6526 |
| F90G0808K | -8   | 1/2"  | 12.8 | 1/2"   | 14   | 22         | 27 | 32.5 | 24   | 415      | 6019 |
| F90G1212K | -12  | 3/4"  | 19   | 3/4"   | 14   | 27         | 32 | 39.5 | 25   | 350      | 5076 |
| F90G1616K | -16  | 1"    | 25.4 | 1"     | 11   | 33         | 38 | 43.5 | 32.5 | 280      | 4061 |

**BSPP ŽEŇSKA - 60° STOŽEK - 45° KOLANO (1)**


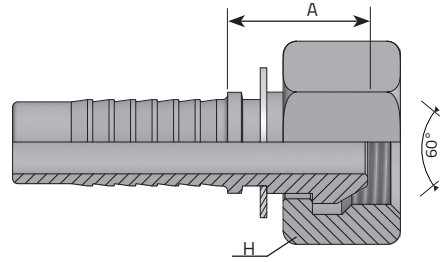
| Code            | Tube |              |             | Thread      |           | Dimensions |           |           | Pressure   |             |
|-----------------|------|--------------|-------------|-------------|-----------|------------|-----------|-----------|------------|-------------|
|                 | D.N. | Hose         | Diam        | T           | t/1"      | H          | B         | A         | Bar        | Psi         |
|                 | Inch | mm           | Inch        |             | mm        | mm         | mm        |           |            |             |
| F45G0302        | -3   | 3/16"        | 4.8         | 1/8"        | 28        | 15         | 17        | 40        | 350        | 5076        |
| <b>F45G0304</b> | -3   | <b>3/16"</b> | <b>4.8</b>  | <b>1/4"</b> | <b>19</b> | <b>19</b>  | <b>17</b> | <b>40</b> | <b>415</b> | <b>6019</b> |
| F45G0402        | -4   | 1/4"         | 6.4         | 1/8"        | 28        | 15         | 17        | 40        | 350        | 5076        |
| <b>F45G0404</b> | -4   | <b>1/4"</b>  | <b>6.4</b>  | <b>1/4"</b> | <b>19</b> | <b>19</b>  | <b>17</b> | <b>40</b> | <b>450</b> | <b>6526</b> |
| F45G0406        | -4   | 1/4"         | 6.4         | 3/8"        | 19        | 22         | 20        | 43        | 450        | 6526        |
| <b>F45G0408</b> | -4   | <b>1/4"</b>  | <b>6.4</b>  | <b>1/2"</b> | <b>14</b> | <b>27</b>  | <b>24</b> | <b>55</b> | <b>450</b> | <b>6526</b> |
| F45G0504        | -5   | 5/16"        | 7.9         | 1/4"        | 19        | 19         | 20        | 51        | 350        | 5076        |
| <b>F45G0506</b> | -5   | <b>5/16"</b> | <b>7.9</b>  | <b>3/8"</b> | <b>19</b> | <b>22</b>  | <b>21</b> | <b>52</b> | <b>350</b> | <b>5076</b> |
| F45G0508        | -5   | 5/16"        | 7.9         | 1/2"        | 14        | 27         | 24        | 55        | 350        | 5076        |
| <b>F45G0604</b> | -6   | <b>3/8"</b>  | <b>9.5</b>  | <b>1/4"</b> | <b>19</b> | <b>19</b>  | <b>19</b> | <b>54</b> | <b>450</b> | <b>6526</b> |
| F45G0606        | -6   | 3/8"         | 9.5         | 3/8"        | 19        | 22         | 20        | 55        | 450        | 6526        |
| <b>F45G0608</b> | -6   | <b>3/8"</b>  | <b>9.5</b>  | <b>1/2"</b> | <b>14</b> | <b>27</b>  | <b>23</b> | <b>58</b> | <b>450</b> | <b>6526</b> |
| F45G0806        | -8   | 1/2"         | 12.8        | 3/8"        | 19        | 22         | 20        | 63        | 415        | 6019        |
| <b>F45G0808</b> | -8   | <b>1/2"</b>  | <b>12.8</b> | <b>1/2"</b> | <b>14</b> | <b>27</b>  | <b>23</b> | <b>65</b> | <b>415</b> | <b>6019</b> |
| F45G0810        | -8   | 1/2"         | 12.8        | 5/8"        | 14        | 28         | 23        | 65        | 415        | 6019        |
| <b>F45G0812</b> | -8   | <b>1/2"</b>  | <b>12.8</b> | <b>3/4"</b> | <b>14</b> | <b>32</b>  | <b>21</b> | <b>66</b> | <b>415</b> | <b>6019</b> |
| F45G1008        | -10  | 5/8"         | 16          | 1/2"        | 14        | 27         | 25        | 63        | 350        | 5076        |
| <b>F45G1010</b> | -10  | <b>5/8"</b>  | <b>16</b>   | <b>5/8"</b> | <b>14</b> | <b>28</b>  | <b>25</b> | <b>64</b> | <b>350</b> | <b>5076</b> |

## BSPP ŽEŇSKA - 60° STOŽEK - 45° KOLANO (2)

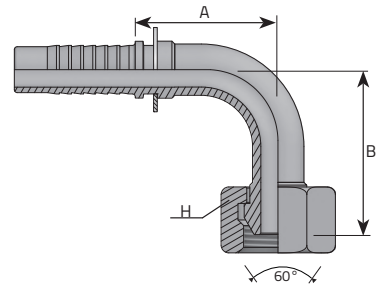


| Code     | Tube |        | Thread |        | Dimensions |    |    | Pressure |     |      |
|----------|------|--------|--------|--------|------------|----|----|----------|-----|------|
|          | D.N. | Hose   | Diam   | T      | t/1"       | H  | B  | A        | Bar | Psi  |
|          | Inch |        | mm     | Inch   |            | mm | mm | mm       |     |      |
| F45G1012 | -10  | 5/8"   | 16     | 3/4"   | 14         | 32 | 26 | 64       | 350 | 5076 |
| F45G1208 | -12  | 3/4"   | 19     | 1/2"   | 14         | 27 | 28 | 62       | 350 | 5076 |
| F45G1210 | -12  | 3/4"   | 19     | 5/8"   | 14         | 28 | 29 | 63       | 350 | 5076 |
| F45G1212 | -12  | 3/4"   | 19     | 3/4"   | 14         | 32 | 29 | 63       | 350 | 5076 |
| F45G1216 | -12  | 3/4"   | 19     | 1"     | 11         | 38 | 31 | 65       | 350 | 5076 |
| F45G1612 | -16  | 1"     | 25.4   | 3/4"   | 14         | 32 | 39 | 88       | 280 | 4061 |
| F45G1616 | -16  | 1"     | 25.4   | 1"     | 11         | 38 | 41 | 90       | 280 | 4061 |
| F45G1620 | -16  | 1"     | 25.4   | 1.1/4" | 11         | 50 | 44 | 93       | 280 | 4061 |
| F45G2020 | -20  | 1.1/4" | 31.8   | 1.1/4" | 11         | 50 | 44 | 102      | 210 | 3046 |
| F45G2024 | -20  | 1.1/4" | 31.8   | 1.1/2" | 11         | 55 | 45 | 103      | 210 | 3046 |
| F45G2424 | -24  | 1.1/2" | 38.1   | 1.1/2" | 11         | 55 | 45 | 118      | 185 | 2683 |

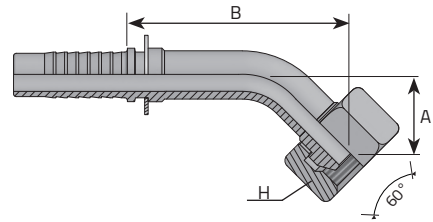
## BSPP ŻEŃSKA (NAKRĘTKA NAKŁADANA)



| Code      | Tube |       | Thread |      |      | Dimensions |    | Pressure |      |
|-----------|------|-------|--------|------|------|------------|----|----------|------|
|           | D.N. | Hose  | Diam   | T    | t/1" | H          | A  | Bar      | Psi  |
|           |      | Inch  | mm     | Inch |      | mm         | mm |          |      |
| FDG0304SF | -3   | 3/16" | 4.8    | 1/4" | 19   | 19         | 18 | 415      | 6019 |
| FDG0404SF | -4   | 1/4"  | 6.4    | 1/4" | 19   | 19         | 18 | 450      | 6526 |
| FDG0406SF | -4   | 1/4"  | 6.4    | 3/8" | 19   | 22         | 19 | 450      | 6526 |
| FDG0506SF | -5   | 5/16" | 7.9    | 3/8" | 19   | 22         | 19 | 350      | 5076 |
| FDG0606SF | -6   | 3/8"  | 9.5    | 3/8" | 19   | 22         | 20 | 450      | 6526 |
| FDG0608SF | -6   | 3/8"  | 9.5    | 1/2" | 14   | 27         | 21 | 450      | 6526 |
| FDG0808SF | -8   | 1/2"  | 12.8   | 1/2" | 14   | 27         | 22 | 415      | 6019 |

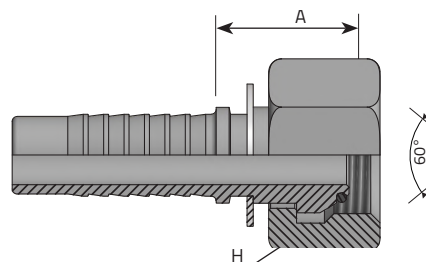
**BSPP ŻEŃSKA - 90° KOLANO (NAKRĘTKA NAKŁADANA)**


| Code       | Tube |       |      | Thread |      | Dimensions |      |      | Pressure |      |
|------------|------|-------|------|--------|------|------------|------|------|----------|------|
|            | D.N. | Hose  | Diam | T      | t/1" | H          | B    | A    | Bar      | Psi  |
|            | Inch | mm    | Inch |        | mm   | mm         | mm   | mm   |          |      |
| F90G0304SF | -3   | 3/16" | 4.8  | 1/4"   | 19   | 19         | 29   | 23   | 415      | 6019 |
| F90G0404SF | -4   | 1/4"  | 6.4  | 1/4"   | 19   | 19         | 29   | 23   | 450      | 6526 |
| F90G0406SF | -4   | 1/4"  | 6.4  | 3/8"   | 19   | 22         | 32   | 23   | 450      | 6526 |
| F90G0506SF | -5   | 5/16" | 7.9  | 3/8"   | 19   | 22         | 35.5 | 31.5 | 350      | 5076 |
| F90G0606SF | -6   | 3/8"  | 9.5  | 3/8"   | 19   | 22         | 38   | 33   | 450      | 6526 |
| F90G0608SF | -6   | 3/8"  | 9.5  | 1/2"   | 14   | 27         | 42   | 33   | 450      | 6526 |
| F90G0808SF | -8   | 1/2"  | 12.8 | 1/2"   | 14   | 27         | 45   | 39   | 415      | 6019 |

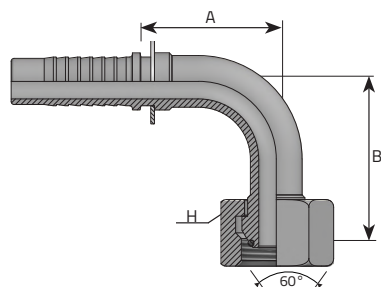
**BSPP ŻEŃSKA 45° KOLANO ( NAKRĘTKA NAKŁADANA)**


| Code       | Tube |       | Thread |      |      | Dimensions |    |    | Pressure |      |
|------------|------|-------|--------|------|------|------------|----|----|----------|------|
|            | D.N. | Hose  | Diam   | T    | t/1" | H          | A  | B  | Bar      | Psi  |
|            | Inch |       | mm     | Inch |      | mm         | mm | mm |          |      |
| F45G0304SF | -3   | 3/16" | 4.8    | 1/4" | 19   | 19         | 17 | 40 | 415      | 6019 |
| F45G0404SF | -4   | 1/4"  | 6.4    | 1/4" | 19   | 19         | 17 | 40 | 450      | 6526 |
| F45G0406SF | -4   | 1/4"  | 6.4    | 3/8" | 19   | 22         | 20 | 43 | 450      | 6526 |
| F45G0506SF | -5   | 5/16" | 7.9    | 3/8" | 19   | 22         | 21 | 52 | 350      | 5076 |
| F45G0606SF | -6   | 3/8"  | 9.5    | 3/8" | 19   | 22         | 20 | 55 | 450      | 6526 |
| F45G0608SF | -6   | 3/8"  | 9.5    | 1/2" | 14   | 27         | 23 | 58 | 450      | 6526 |
| F45G0808SF | -8   | 1/2"  | 12.8   | 1/2" | 14   | 27         | 23 | 65 | 415      | 6019 |

## BSPP ŻEŃSKA (O-RING – NAKRĘTKA NAKŁADANA)



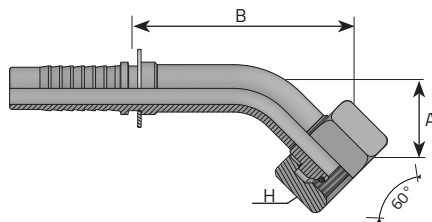
| Code         | Tube |       | Thread |      |      | Dimensions |    | Pressure |      |
|--------------|------|-------|--------|------|------|------------|----|----------|------|
|              | D.N. | Hose  | Diam   | T    | t/1" | H          | A  | Bar      | Psi  |
|              | Inch |       | mm     | Inch |      | mm         | mm |          |      |
| FDG0404SF-OR | -4   | 1/4"  | 6.4    | 1/4" | 19   | 19         | 18 | 450      | 6526 |
| FDG0406SF-OR | -4   | 1/4"  | 6.4    | 3/8" | 19   | 22         | 19 | 450      | 6526 |
| FDG0506SF-OR | -5   | 5/16" | 7.9    | 3/8" | 19   | 22         | 19 | 350      | 5076 |
| FDG0606SF-OR | -6   | 3/8"  | 9.5    | 3/8" | 19   | 22         | 20 | 450      | 6526 |
| FDG0608SF-OR | -6   | 3/8"  | 9.5    | 1/2" | 14   | 27         | 21 | 450      | 6526 |
| FDG0808SF-OR | -8   | 1/2"  | 12.8   | 1/2" | 14   | 27         | 22 | 415      | 6019 |

**BSPP ŽEŇSKA - 90° KOLANO (O-RING - NAKREŤKA NAKŁADANA)**


| Code          | Tube |       | Thread |      | Dimensions |    |      | Pressure |     |      |
|---------------|------|-------|--------|------|------------|----|------|----------|-----|------|
|               | D.N. | Hose  | Diam   | T    | t/1"       | H  | B    | A        | Bar | Psi  |
|               | Inch | mm    | Inch   |      | mm         | mm | mm   |          |     |      |
| F90G0404SF-OR | -4   | 1/4"  | 6.4    | 1/4" | 19         | 19 | 29   | 23       | 450 | 6526 |
| F90G0406SF-OR | -4   | 1/4"  | 6.4    | 3/8" | 19         | 22 | 32   | 23       | 450 | 6526 |
| F90G0506SF-OR | -5   | 5/16" | 7.9    | 3/8" | 19         | 22 | 35.5 | 31.5     | 350 | 5076 |
| F90G0606SF-OR | -6   | 3/8"  | 9.5    | 3/8" | 19         | 22 | 38   | 33       | 450 | 6526 |
| F90G0608SF-OR | -6   | 3/8"  | 9.5    | 1/2" | 14         | 27 | 42   | 33       | 450 | 6526 |
| F90G0808SF-OR | -8   | 1/2"  | 12.8   | 1/2" | 14         | 27 | 45   | 39       | 415 | 6019 |

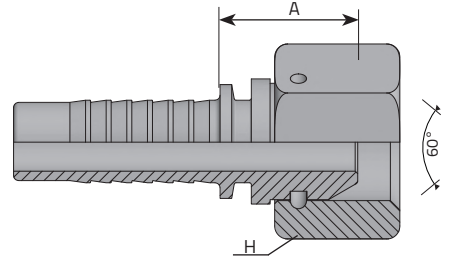


## BSPP ŻEŃSKA 45° KOLANO (O-RING - NAKRĘTKA NAKŁADANA)



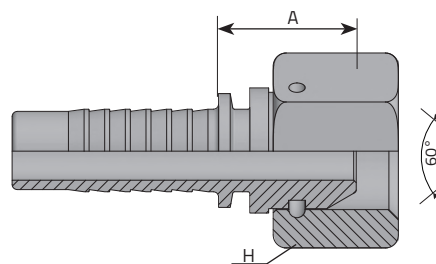
| Code          | Tube |       | Thread |      | Dimensions |    |    |    | Pressure |      |
|---------------|------|-------|--------|------|------------|----|----|----|----------|------|
|               | D.N. | Hose  | Diam   | T    | t/1"       | H  | A  | B  | Bar      | Psi  |
|               | Inch |       | mm     | Inch |            | mm | mm | mm |          |      |
| F45G0404SF-OR | -4   | 1/4"  | 6.4    | 1/4" | 19         | 19 | 17 | 40 | 450      | 6526 |
| F45G0406SF-OR | -4   | 1/4"  | 6.4    | 3/8" | 19         | 22 | 20 | 43 | 450      | 6526 |
| F45G0506SF-OR | -5   | 5/16" | 7.9    | 3/8" | 19         | 22 | 21 | 52 | 350      | 5076 |
| F45G0606SF-OR | -6   | 3/8"  | 9.5    | 3/8" | 19         | 22 | 20 | 55 | 450      | 6526 |
| F45G0608SF-OR | -6   | 3/8"  | 9.5    | 1/2" | 14         | 27 | 23 | 58 | 450      | 6526 |
| F45G0808SF-OR | -8   | 1/2"  | 12.8   | 1/2" | 14         | 27 | 23 | 65 | 415      | 6019 |

## BSPB ŻEŃSKA (DRUTOWANA) (2)



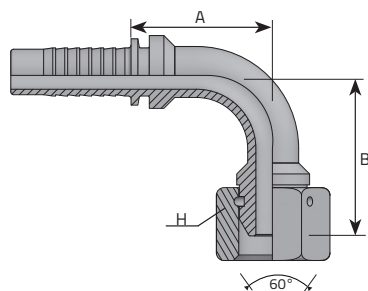
| Code        | Tube |        | Thread |        | Dimensions |    |      | Pressure |      |
|-------------|------|--------|--------|--------|------------|----|------|----------|------|
|             | D.N. | Hose   | Diam   | T      | t/1"       | H  | A    | Bar      | Psi  |
|             |      | Inch   | mm     | Inch   |            | mm | mm   |          |      |
| FDG1012SP   | -10  | 5/8"   | 16     | 3/4"   | 14         | 32 | 24   | 350      | 5076 |
| * FDG1208SP | -12  | 3/4"   | 19     | 1/2"   | 14         | 27 | 22.5 | 350      | 5076 |
| FDG1212SP   | -12  | 3/4"   | 19     | 3/4"   | 14         | 32 | 25   | 350      | 5076 |
| FDG1612SP   | -16  | 1"     | 25.4   | 3/4"   | 14         | 32 | 26   | 350      | 5076 |
| FDG1616SP   | -16  | 1"     | 25.4   | 1"     | 11         | 38 | 27   | 280      | 4061 |
| FDG1620SP   | -16  | 1"     | 25.4   | 1.1/4" | 11         | 50 | 30   | 280      | 4061 |
| FDG2020SP   | -20  | 1.1/4" | 31.8   | 1.1/4" | 11         | 50 | 30   | 210      | 3046 |
| FDG2024SP   | -20  | 1.1/4" | 31.8   | 1.1/2" | 11         | 55 | 32   | 210      | 3046 |
| FDG2424SP   | -24  | 1.1/2" | 38.1   | 1.1/2" | 11         | 55 | 32   | 185      | 2683 |
| FDG2432SP   | -24  | 1.1/2" | 38.1   | 2"     | 11         | 70 | 32.5 | 185      | 2683 |
| FDG3232SP   | -32  | 2"     | 50.8   | 2"     | 11         | 70 | 33.5 | 165      | 2393 |

## BSPP ŽENSKI (MATICA SA ŽICOM) (2)



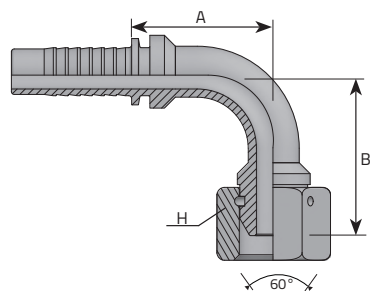
| Code        | Tube |        | Thread |        | Dimensions |    |      | Pressure |      |
|-------------|------|--------|--------|--------|------------|----|------|----------|------|
|             | D.N. | Hose   | Diam   | T      | t/1"       | H  | A    | Bar      | Psi  |
|             |      | Inch   | mm     | Inch   |            | mm | mm   |          |      |
| FDG1012SP   | -10  | 5/8"   | 16     | 3/4"   | 14         | 32 | 24   | 350      | 5076 |
| * FDG1208SP | -12  | 3/4"   | 19     | 1/2"   | 14         | 27 | 22.5 | 350      | 5076 |
| FDG1212SP   | -12  | 3/4"   | 19     | 3/4"   | 14         | 32 | 25   | 350      | 5076 |
| FDG1612SP   | -16  | 1"     | 25.4   | 3/4"   | 14         | 32 | 26   | 350      | 5076 |
| FDG1616SP   | -16  | 1"     | 25.4   | 1"     | 11         | 38 | 27   | 280      | 4061 |
| FDG1620SP   | -16  | 1"     | 25.4   | 1.1/4" | 11         | 50 | 30   | 280      | 4061 |
| FDG2020SP   | -20  | 1.1/4" | 31.8   | 1.1/4" | 11         | 50 | 30   | 210      | 3046 |
| FDG2024SP   | -20  | 1.1/4" | 31.8   | 1.1/2" | 11         | 55 | 32   | 210      | 3046 |
| FDG2424SP   | -24  | 1.1/2" | 38.1   | 1.1/2" | 11         | 55 | 32   | 185      | 2683 |
| FDG2432SP   | -24  | 1.1/2" | 38.1   | 2"     | 11         | 70 | 32.5 | 185      | 2683 |
| FDG3232SP   | -32  | 2"     | 50.8   | 2"     | 11         | 70 | 33.5 | 165      | 2393 |

## BSPP ŽEŃSKA 90° KOLANO (DRUTOWANA) (1)



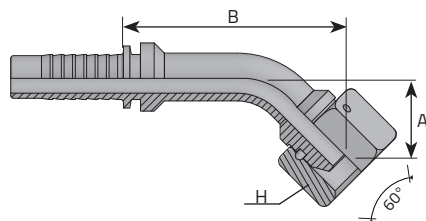
| Code         | Tube |       |      | Thread |      | Dimensions |      |      | Pressure |      |
|--------------|------|-------|------|--------|------|------------|------|------|----------|------|
|              | D.N. | Hose  | Diam | T      | t/1" | H          | B    | A    | Bar      | Psi  |
|              | Inch | mm    | Inch | mm     | mm   | mm         | mm   | mm   |          |      |
| * F90G0302SP | -3   | 3/16" | 4.8  | 1/8"   | 28   | 14         | 29   | 23   | 350      | 5076 |
| * F90G0304SP | -3   | 3/16" | 4.8  | 1/4"   | 19   | 19         | 29   | 23   | 415      | 6019 |
| * F90G0402SP | -4   | 1/4"  | 6.4  | 1/8"   | 28   | 14         | 29   | 23   | 350      | 5076 |
| * F90G0404SP | -4   | 1/4"  | 6.4  | 1/4"   | 19   | 19         | 29   | 23   | 450      | 6526 |
| * F90G0406SP | -4   | 1/4"  | 6.4  | 3/8"   | 19   | 22         | 32   | 23   | 450      | 6526 |
| * F90G0408SP | -4   | 1/4"  | 6.4  | 1/2"   | 14   | 27         | 39   | 31.5 | 450      | 6526 |
| * F90G0504SP | -5   | 5/16" | 7.9  | 1/4"   | 19   | 19         | 33.5 | 31.5 | 350      | 5076 |
| * F90G0506SP | -5   | 5/16" | 7.9  | 3/8"   | 19   | 22         | 35.5 | 31.5 | 350      | 5076 |
| * F90G0508SP | -5   | 5/16" | 7.9  | 1/2"   | 14   | 27         | 39   | 31.5 | 350      | 5076 |
| * F90G0604SP | -6   | 3/8"  | 9.5  | 1/4"   | 19   | 19         | 37   | 33   | 450      | 6526 |
| * F90G0606SP | -6   | 3/8"  | 9.5  | 3/8"   | 19   | 22         | 38   | 33   | 450      | 6526 |
| * F90G0608SP | -6   | 3/8"  | 9.5  | 1/2"   | 14   | 27         | 42   | 33   | 450      | 6526 |
| * F90G0806SP | -8   | 1/2"  | 12.8 | 3/8"   | 19   | 22         | 43   | 39   | 415      | 6019 |
| * F90G0808SP | -8   | 1/2"  | 12.8 | 1/2"   | 14   | 27         | 45   | 39   | 415      | 6019 |
| F90G0812SP   | -8   | 1/2"  | 12.8 | 3/4"   | 14   | 32         | 51   | 39   | 415      | 6019 |
| * F90G1008SP | -10  | 5/8"  | 16   | 1/2"   | 14   | 27         | 54   | 49   | 350      | 5076 |
| F90G1012SP   | -10  | 5/8"  | 16   | 3/4"   | 14   | 32         | 56   | 49   | 350      | 5076 |

## BSPP ŽEŇSKA 90° KOLANO (DRUTOVANA) (2)



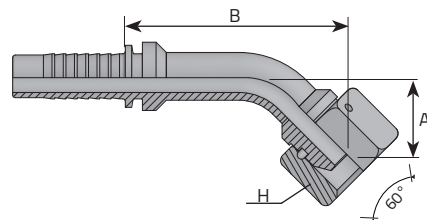
| Code         | Tube |        | Thread |        | Dimensions |    |      |      | Pressure |      |
|--------------|------|--------|--------|--------|------------|----|------|------|----------|------|
|              | D.N. | Hose   | Diam   | T      | t/1"       | H  | B    | A    | Bar      | Psi  |
|              | Inch |        | mm     | Inch   |            | mm | mm   | mm   |          |      |
| * F90G1208SP | -12  | 3/4"   | 19     | 1/2"   | 14         | 27 | 56   | 53.5 | 350      | 5076 |
| F90G1212SP   | -12  | 3/4"   | 19     | 3/4"   | 14         | 32 | 59   | 53.5 | 350      | 5076 |
| F90G1216SP   | -12  | 3/4"   | 19     | 1"     | 11         | 38 | 65   | 53.5 | 350      | 5076 |
| F90G1612SP   | -16  | 1"     | 25.4   | 3/4"   | 14         | 32 | 72   | 68.5 | 350      | 5076 |
| F90G1616SP   | -16  | 1"     | 25.4   | 1"     | 11         | 38 | 72   | 73   | 280      | 4061 |
| F90G1620SP   | -16  | 1"     | 25.4   | 1.1/4" | 11         | 50 | 80   | 73   | 280      | 4061 |
| F90G2020SP   | -20  | 1.1/4" | 31.8   | 1.1/4" | 11         | 50 | 93   | 89   | 210      | 3046 |
| F90G2024SP   | -20  | 1.1/4" | 31.8   | 1.1/2" | 11         | 55 | 98.5 | 89   | 210      | 3046 |
| F90G2424SP   | -24  | 1.1/2" | 38.1   | 1.1/2" | 11         | 55 | 114  | 101  | 185      | 2683 |
| F90G2432SP   | -24  | 1.1/2" | 38.1   | 2"     | 11         | 70 | 118  | 101  | 185      | 2683 |
| F90G3232SP   | -32  | 2"     | 50.8   | 2"     | 11         | 70 | 136  | 135  | 165      | 2393 |

## BSPP ŻEŃSKA 45° KOLANO (DRUTOWANA) (1)



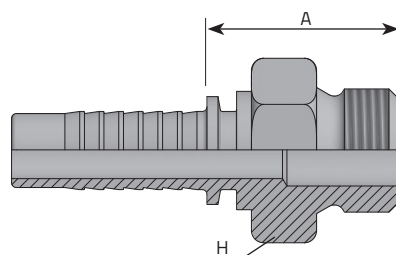
| Code         | Tube |       |      | Thread |      | Dimensions |    |    | Pressure |      |
|--------------|------|-------|------|--------|------|------------|----|----|----------|------|
|              | D.N. | Hose  | Diam | T      | t/1" | H          | B  | A  | Bar      | Psi  |
|              | Inch | mm    | Inch | mm     | mm   | mm         | mm | mm |          |      |
| * F45G0302SP | -3   | 3/16" | 4.8  | 1/8"   | 28   | 14         | 17 | 40 | 350      | 5076 |
| * F45G0304SP | -3   | 3/16" | 4.8  | 1/4"   | 19   | 19         | 17 | 40 | 415      | 6019 |
| * F45G0402SP | -4   | 1/4"  | 6.4  | 1/8"   | 28   | 14         | 17 | 40 | 350      | 5076 |
| * F45G0404SP | -4   | 1/4"  | 6.4  | 1/4"   | 19   | 19         | 17 | 40 | 450      | 6526 |
| * F45G0406SP | -4   | 1/4"  | 6.4  | 3/8"   | 19   | 22         | 20 | 43 | 450      | 6526 |
| * F45G0408SP | -4   | 1/4"  | 6.4  | 1/2"   | 14   | 27         | 24 | 55 | 450      | 6526 |
| * F45G0504SP | -5   | 5/16" | 7.9  | 1/4"   | 19   | 19         | 20 | 51 | 350      | 5076 |
| * F45G0506SP | -5   | 5/16" | 7.9  | 3/8"   | 19   | 22         | 21 | 52 | 350      | 5076 |
| * F45G0508SP | -5   | 5/16" | 7.9  | 1/2"   | 14   | 27         | 24 | 55 | 350      | 5076 |
| * F45G0604SP | -6   | 3/8"  | 9.5  | 1/4"   | 19   | 19         | 19 | 54 | 450      | 6526 |
| * F45G0606SP | -6   | 3/8"  | 9.5  | 3/8"   | 19   | 22         | 20 | 55 | 450      | 6526 |
| * F45G0608SP | -6   | 3/8"  | 9.5  | 1/2"   | 14   | 27         | 23 | 58 | 450      | 6526 |
| * F45G0806SP | -8   | 1/2"  | 12.8 | 3/8"   | 19   | 22         | 20 | 63 | 415      | 6019 |
| * F45G0808SP | -8   | 1/2"  | 12.8 | 1/2"   | 14   | 27         | 23 | 65 | 415      | 6019 |
| F45G0812SP   | -8   | 1/2"  | 12.8 | 3/4"   | 14   | 32         | 21 | 66 | 415      | 6019 |
| * F45G1008SP | -10  | 5/8"  | 16   | 1/2"   | 14   | 27         | 25 | 63 | 350      | 5076 |

## BSPP ŻEŃSKA 45° KOLANO (DRUTOWANA) (2)



| Code         | Tube |        | Thread |        | Dimensions |    |     |     | Pressure |      |
|--------------|------|--------|--------|--------|------------|----|-----|-----|----------|------|
|              | D.N. | Hose   | Diam   | T      | t/1"       | H  | B   | A   | Bar      | Psi  |
|              | Inch |        | mm     | Inch   |            | mm | mm  | mm  |          |      |
| F45G1012SP   | -10  | 5/8"   | 16     | 3/4"   | 14         | 32 | 26  | 64  | 350      | 5076 |
| * F45G1208SP | -12  | 3/4"   | 19     | 1/2"   | 14         | 27 | 28  | 62  | 350      | 5076 |
| F45G1212SP   | -12  | 3/4"   | 19     | 3/4"   | 14         | 32 | 29  | 63  | 350      | 5076 |
| F45G1216SP   | -12  | 3/4"   | 19     | 1"     | 11         | 38 | 31  | 65  | 350      | 5076 |
| F45G1612SP   | -16  | 1"     | 25.4   | 3/4"   | 14         | 32 | 39  | 88  | 350      | 5076 |
| F45G1616SP   | -16  | 1"     | 25.4   | 1"     | 11         | 38 | 41  | 90  | 280      | 4061 |
| F45G1620SP   | -16  | 1"     | 25.4   | 1.1/4" | 11         | 50 | 44  | 93  | 280      | 4061 |
| F45G2020SP   | -20  | 1.1/4" | 31.8   | 1.1/4" | 11         | 50 | 44  | 102 | 210      | 3046 |
| F45G2024SP   | -20  | 1.1/4" | 31.8   | 1.1/2" | 11         | 55 | 45  | 103 | 210      | 3046 |
| F45G2424SP   | -24  | 1.1/2" | 38.1   | 1.1/2" | 11         | 55 | 45  | 118 | 185      | 2683 |
| F45G2432SP   | -24  | 1.1/2" | 38.1   | 2"     | 11         | 70 | 118 | 101 | 185      | 2683 |
| F45G3232SP   | -32  | 2"     | 50.8   | 2"     | 11         | 70 | 55  | 145 | 165      | 2393 |

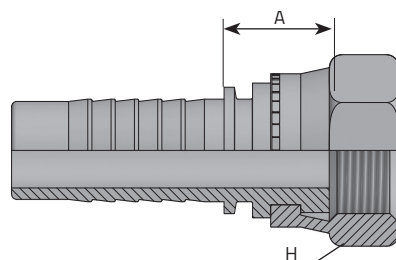
## BSPP MĘSKA (PŁASKIE USZCZELNIENIE)



| Code     | Tube |        | Thread |        |      | Dimensions |      | Pressure |      |
|----------|------|--------|--------|--------|------|------------|------|----------|------|
|          | D.N. | Hose   | Diam   | T      | t/1" | H          | A    | Bar      | Psi  |
|          | Inch | mm     | Inch   |        | mm   | mm         |      |          |      |
| MGSP0404 | -4   | 1/4"   | 6.4    | 1/4"   | 19   | 19         | 27   | 450      | 6526 |
| MGSP0406 | -4   | 1/4"   | 6.4    | 3/8"   | 19   | 22         | 29   | 450      | 6526 |
| MGSP0506 | -5   | 5/16"  | 7.9    | 3/8"   | 19   | 22         | 29   | 350      | 5076 |
| MGSP0606 | -6   | 3/8"   | 9.5    | 3/8"   | 19   | 22         | 28.5 | 450      | 6526 |
| MGSP0608 | -6   | 3/8"   | 9.5    | 1/2"   | 14   | 27         | 32   | 450      | 6526 |
| MGSP0808 | -8   | 1/2"   | 12.8   | 1/2"   | 14   | 27         | 32   | 415      | 6019 |
| MGSP0810 | -8   | 1/2"   | 12.8   | 5/8"   | 14   | 30         | 35   | 415      | 6019 |
| MGSP0812 | -8   | 1/2"   | 12.8   | 3/4"   | 14   | 32         | 36   | 415      | 6019 |
| MGSP1010 | -10  | 5/8"   | 16     | 5/8"   | 14   | 30         | 35   | 350      | 5076 |
| MGSP1012 | -10  | 5/8"   | 16     | 3/4"   | 14   | 32         | 36   | 350      | 5076 |
| MGSP1212 | -12  | 3/4"   | 19     | 3/4"   | 14   | 32         | 37   | 350      | 5076 |
| MGSP1216 | -12  | 3/4"   | 19     | 1"     | 11   | 38         | 40   | 350      | 5076 |
| MGSP1616 | -16  | 1"     | 25.4   | 1"     | 11   | 38         | 39.5 | 280      | 4061 |
| MGSP2020 | -20  | 1.1/4" | 31.8   | 1.1/4" | 11   | 50         | 46   | 210      | 3046 |
| MGSP2424 | -24  | 1.1/2" | 38.1   | 1.1/2" | 11   | 55         | 43   | 184      | 2669 |

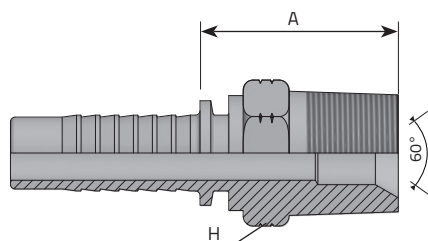


## BSPP ŻEŃSKA (PŁASKIE USZCZELNIENIE)



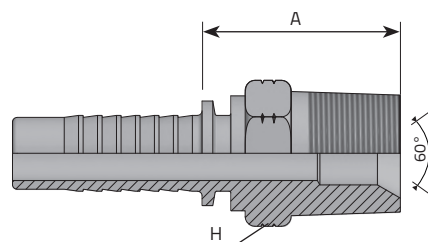
| Code      | Tube |        | Thread |        | Dimensions |    |    | Pressure |      |
|-----------|------|--------|--------|--------|------------|----|----|----------|------|
|           | D.N. | Hose   | Diam   | T      | t/1"       | H  | A  | Bar      | Psi  |
|           |      | Inch   | mm     | Inch   |            | mm | mm |          |      |
| FDGSP0404 | -4   | 1/4"   | 6.4    | 1/4"   | 19         | 19 | 14 | 450      | 6526 |
| FDGSP0406 | -4   | 1/4"   | 6.4    | 3/8"   | 19         | 22 | 15 | 450      | 6526 |
| FDGSP0506 | -5   | 5/16"  | 7.9    | 3/8"   | 19         | 22 | 15 | 350      | 5076 |
| FDGSP0606 | -6   | 3/8"   | 9.5    | 3/8"   | 19         | 22 | 16 | 450      | 6526 |
| FDGSP0608 | -6   | 3/8"   | 9.5    | 1/2"   | 14         | 27 | 17 | 450      | 6526 |
| FDGSP0808 | -8   | 1/2"   | 12.8   | 1/2"   | 14         | 27 | 17 | 415      | 6019 |
| FDGSP0810 | -8   | 1/2"   | 12.8   | 5/8"   | 14         | 28 | 17 | 415      | 6019 |
| FDGSP0812 | -8   | 1/2"   | 12.8   | 3/4"   | 14         | 32 | 19 | 415      | 6019 |
| FDGSP1010 | -10  | 5/8"   | 16     | 5/8"   | 14         | 28 | 17 | 350      | 5076 |
| FDGSP1012 | -10  | 5/8"   | 16     | 3/4"   | 14         | 32 | 20 | 350      | 5076 |
| FDGSP1212 | -12  | 3/4"   | 19     | 3/4"   | 14         | 32 | 21 | 350      | 5076 |
| FDGSP1216 | -12  | 3/4"   | 19     | 1"     | 11         | 38 | 22 | 350      | 5076 |
| FDGSP1616 | -16  | 1"     | 25.4   | 1"     | 11         | 38 | 23 | 280      | 4061 |
| FDGSP2020 | -20  | 1.1/4" | 31.8   | 1.1/4" | 11         | 50 | 26 | 210      | 3046 |

## NPTF MĘSKA (1)



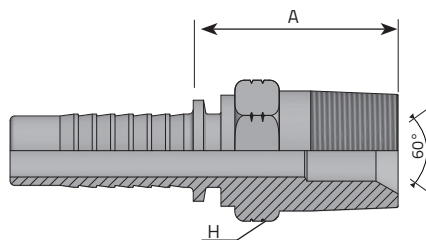
| Code            | Tube       |              |             | Thread      |           | Dimensions |             | Pressure   |             |
|-----------------|------------|--------------|-------------|-------------|-----------|------------|-------------|------------|-------------|
|                 | D.N.       | Hose         | Diam        | T           | t/1"      | H          | A           | Bar        | Psi         |
|                 | Inch       |              | mm          | Inch        |           | mm         | mm          |            |             |
| MNPT0302        | -3         | 3/16"        | 4.8         | 1/8"        | 27        | 12         | 22          | 350        | 5076        |
| <b>MNPT0304</b> | <b>-3</b>  | <b>3/16"</b> | <b>4.8</b>  | <b>1/4"</b> | <b>18</b> | <b>15</b>  | <b>22</b>   | <b>415</b> | <b>6019</b> |
| MNPT0402        | -4         | 1/4"         | 6.4         | 1/8"        | 27        | 12         | 22.5        | 350        | 5076        |
| <b>MNPT0404</b> | <b>-4</b>  | <b>1/4"</b>  | <b>6.4</b>  | <b>1/4"</b> | <b>18</b> | <b>15</b>  | <b>27</b>   | <b>450</b> | <b>6526</b> |
| MNPT0406        | -4         | 1/4"         | 6.4         | 3/8"        | 18        | 19         | 28          | 450        | 6526        |
| <b>MNPT0408</b> | <b>-4</b>  | <b>1/4"</b>  | <b>6.4</b>  | <b>1/2"</b> | <b>14</b> | <b>22</b>  | <b>34</b>   | <b>350</b> | <b>5076</b> |
| MNPT0504        | -5         | 5/16"        | 7.9         | 1/4"        | 18        | 15         | 27          | 350        | 5076        |
| <b>MNPT0506</b> | <b>-5</b>  | <b>5/16"</b> | <b>7.9</b>  | <b>3/8"</b> | <b>18</b> | <b>19</b>  | <b>28</b>   | <b>350</b> | <b>5076</b> |
| MNPT0508        | -5         | 5/16"        | 7.9         | 1/2"        | 14        | 22         | 28          | 415        | 6019        |
| <b>MNPT0604</b> | <b>-6</b>  | <b>3/8"</b>  | <b>9.5</b>  | <b>1/4"</b> | <b>18</b> | <b>15</b>  | <b>28</b>   | <b>350</b> | <b>5076</b> |
| MNPT0606        | -6         | 3/8"         | 9.5         | 3/8"        | 18        | 19         | 28          | 450        | 6526        |
| <b>MNPT0608</b> | <b>-6</b>  | <b>3/8"</b>  | <b>9.5</b>  | <b>1/2"</b> | <b>14</b> | <b>22</b>  | <b>34</b>   | <b>415</b> | <b>6019</b> |
| MNPT0806        | -8         | 1/2"         | 12.8        | 3/8"        | 18        | 19         | 28          | 415        | 6019        |
| <b>MNPT0808</b> | <b>-8</b>  | <b>1/2"</b>  | <b>12.8</b> | <b>1/2"</b> | <b>14</b> | <b>22</b>  | <b>34.5</b> | <b>415</b> | <b>6019</b> |
| MNPT0812        | -8         | 1/2"         | 12.8        | 3/4"        | 14        | 27         | 34.5        | 415        | 6019        |
| <b>MNPT1008</b> | <b>-10</b> | <b>5/8"</b>  | <b>16</b>   | <b>1/2"</b> | <b>14</b> | <b>24</b>  | <b>34.5</b> | <b>350</b> | <b>5076</b> |
| MNPT1012        | -10        | 5/8"         | 16          | 3/4"        | 14        | 27         | 36.5        | 350        | 5076        |
| <b>MNPT1212</b> | <b>-12</b> | <b>3/4"</b>  | <b>19</b>   | <b>3/4"</b> | <b>14</b> | <b>27</b>  | <b>37</b>   | <b>350</b> | <b>5076</b> |
| MNPT1216        | -12        | 3/4"         | 19          | 1"          | 11.5      | 36         | 45          | 280        | 4061        |

## NPTF MĘSKA(2)



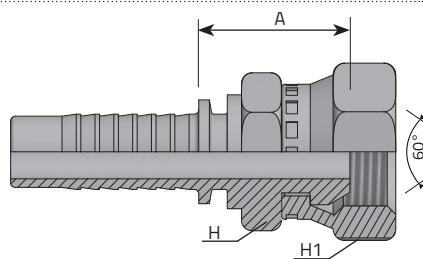
| Code            | Tube       |               | Thread      |               | Dimensions  |           |             | Pressure   |             |
|-----------------|------------|---------------|-------------|---------------|-------------|-----------|-------------|------------|-------------|
|                 | D.N.       | Hose          | Diam        | T             | t/1"        | H         | A           | Bar        | Psi         |
|                 | Inch       |               | mm          | Inch          |             | mm        | mm          |            |             |
| MNPT1612        | -16        | 1"            | 25.4        | 3/4"          | 14          | 32        | 38          | 280        | 4061        |
| <b>MNPT1616</b> | <b>-16</b> | <b>1"</b>     | <b>25.4</b> | <b>1"</b>     | <b>11.5</b> | <b>36</b> | <b>46</b>   | <b>280</b> | <b>4061</b> |
| MNPT1620        | -16        | 1"            | 25.4        | 1.1/4"        | 11.5        | 46        | 45.5        | 210        | 3046        |
| <b>MNPT2020</b> | <b>-20</b> | <b>1.1/4"</b> | <b>31.8</b> | <b>1.1/4"</b> | <b>11.5</b> | <b>46</b> | <b>46</b>   | <b>210</b> | <b>3046</b> |
| MNPT2024        | -20        | 1.1/4"        | 31.8        | 1.1/2"        | 11.5        | 50        | 47          | 185        | 2683        |
| <b>MNPT2424</b> | <b>-24</b> | <b>1.1/2"</b> | <b>38.1</b> | <b>1.1/2"</b> | <b>11.5</b> | <b>50</b> | <b>47.3</b> | <b>185</b> | <b>2683</b> |
| MNPT3232        | -32        | 2"            | 50.8        | 2"            | 11.5        | 65        | 57          | 165        | 2393        |

## NPTF MĘSKA - DŁUGI



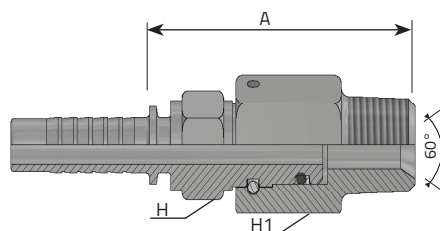
| Code       | Tube |      | Thread |      | Dimensions |    |    | Pressure |      |
|------------|------|------|--------|------|------------|----|----|----------|------|
|            | D.N. | Hose | Diam   | T    | t/1"       | H  | A  | Bar      | Psi  |
|            | Inch |      | mm     | Inch |            | mm | mm |          |      |
| MNPT0404LN | -4   | 1/4" | 6.4    | 1/4" | 18         | 15 | 37 | 450      | 6526 |
| MNPT0406LN | -4   | 1/4" | 6.4    | 3/8" | 18         | 19 | 38 | 450      | 6526 |
| MNPT0604LN | -6   | 3/8" | 9.5    | 1/4" | 18         | 15 | 38 | 450      | 6526 |
| MNPT0606LN | -6   | 3/8" | 9.5    | 3/8" | 18         | 19 | 38 | 450      | 6526 |

# NPSM ŽEŇSKA



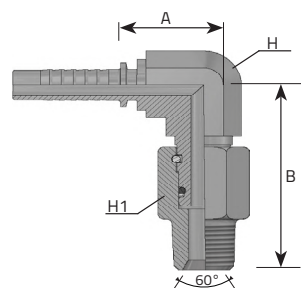
| Code      | Tube |        | Thread |        |      | Dimensions |    |      | Pressure |      |
|-----------|------|--------|--------|--------|------|------------|----|------|----------|------|
|           | D.N. | Hose   | Diam   | T      | t/1" | H          | H1 | A    | Bar      | Psi  |
|           | Inch |        | mm     | Inch   |      | mm         | mm | mm   |          |      |
| FNPSM0404 | -4   | 1/4"   | 6.4    | 1/4"   | 18   | 19         | 19 | 24   | 345      | 5000 |
| FNPSM0606 | -6   | 3/8"   | 9.5    | 3/8"   | 18   | 22         | 22 | 26.5 | 276      | 4000 |
| FNPSM0808 | -8   | 1/2"   | 12.8   | 1/2"   | 14   | 22         | 27 | 29   | 241      | 3500 |
| FNPSM1212 | -12  | 3/4"   | 19     | 3/4"   | 14   | 27         | 32 | 37   | 155      | 2250 |
| FNPSM1616 | -16  | 1"     | 25.4   | 1"     | 11.5 | 32         | 38 | 40.5 | 138      | 2000 |
| FNPSM2020 | -20  | 1.1/4" | 31.8   | 1.1/4" | 11.5 | 41         | 50 | 43   | 112      | 1625 |

## NPTF NAKRĘTKA OBROTOWA MĘSKA



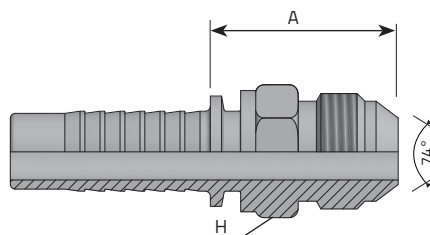
| Code          | Tube |      |      | Thread |      | Dimensions |    |      | Pressure |      |
|---------------|------|------|------|--------|------|------------|----|------|----------|------|
|               | D.N. | Hose | Diam | T      | t/1" | H          | H1 | A    | Bar      | Psi  |
|               | Inch |      | mm   | Inch   |      | mm         | mm | mm   |          |      |
| * MNPTF0404SW | -4   | 1/4" | 6.4  | 1/4"   | 18   | 14         | 17 | 53   | 350      | 5076 |
| * MNPTF0406SW | -4   | 1/4" | 6.4  | 3/8"   | 18   | 17         | 22 | 58,4 | 350      | 5076 |
| * MNPTF0604SW | -6   | 3/8" | 9.5  | 1/4"   | 18   | 17         | 17 | 56   | 350      | 5076 |
| * MNPTF0606SW | -6   | 3/8" | 9.5  | 3/8"   | 18   | 17         | 22 | 58,4 | 350      | 5076 |
| * MNPTF0608SW | -6   | 3/8" | 9.5  | 1/2"   | 14   | 22         | 27 | 63   | 350      | 5076 |
| * MNPTF0806SW | -8   | 1/2" | 12.8 | 3/8"   | 18   | 22         | 22 | 59,4 | 350      | 5076 |
| * MNPTF0808SW | -8   | 1/2" | 12.8 | 1/2"   | 14   | 22         | 27 | 63,5 | 350      | 5076 |
| * MNPTF0812SW | -8   | 1/2" | 12.8 | 3/4"   | 14   | 27         | 32 | 71,5 | 280      | 4061 |
| * MNPTF1212SW | -12  | 3/4" | 19   | 3/4"   | 14   | 32         | 32 | 72   | 280      | 4061 |
| * MNPTF1616SW | -16  | 1"   | 25.4 | 1"     | 11.5 | 38         | 38 | 79,4 | 200      | 2901 |

## NPTF NAKRĘTKA OBROTOWA MĘSKA 90° KOLANO (KOMPAKT)



|   | Code          | Tube |      | Thread |      | Dimensions |    |    |      | Pressure |     |      |
|---|---------------|------|------|--------|------|------------|----|----|------|----------|-----|------|
|   |               | D.N. | Hose | Diam   | T    | t/1"       | H  | H1 | B    | A        | Bar | Psi  |
|   |               | Inch |      | mm     | Inch |            | mm | mm | mm   | mm       |     |      |
| * | M90NPTF0404SW | -4   | 1/4" | 6.4    | 1/4" | 18         | 22 | 17 | 56   | 23       | 350 | 5076 |
| * | M90NPTF0406SW | -4   | 1/4" | 6.4    | 3/8" | 18         | 22 | 22 | 58,4 | 23       | 350 | 5076 |
| * | M90NPTF0604SW | -6   | 3/8" | 9.5    | 1/4" | 18         | 22 | 17 | 56   | 23       | 350 | 5076 |
| * | M90NPTF0606SW | -6   | 3/8" | 9.5    | 3/8" | 18         | 22 | 22 | 58,4 | 23       | 350 | 5076 |
| * | M90NPTF0608SW | -6   | 3/8" | 9.5    | 1/2" | 14         | 22 | 22 | 62,3 | 23       | 350 | 5076 |
| * | M90NPTF0806SW | -8   | 1/2" | 12.8   | 3/8" | 18         | 22 | 27 | 58,4 | 23,5     | 350 | 5076 |
| * | M90NPTF0808SW | -8   | 1/2" | 12.8   | 1/2" | 14         | 22 | 27 | 62,3 | 23,5     | 350 | 5076 |
| * | M90NPTF0812SW | -8   | 1/2" | 12.8   | 3/4" | 14         | 27 | 32 | 72   | 25       | 280 | 4061 |
| * | M90NPTF1212SW | -12  | 3/4" | 19     | 3/4" | 14         | 27 | 32 | 72   | 25       | 280 | 4061 |
| * | M90NPTF1616SW | -16  | 1"   | 25.4   | 1"   | 11.5       | 33 | 38 | 77,9 | 32,5     | 200 | 2901 |

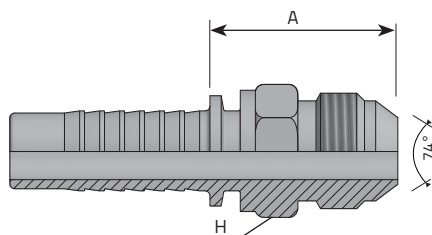
## JIC 37° MĘSKA



| Code   | Tube |       |      | Thread  |      | Dimensions |      | Pressure |      |
|--------|------|-------|------|---------|------|------------|------|----------|------|
|        | D.N. | Hose  | Diam | T       | t/1" | H          | A    | Bar      | Psi  |
|        | Inch |       | mm   | Inch    |      | mm         | mm   |          |      |
| MJ0304 | -3   | 3/16" | 4.8  | 7/16"   | 20   | 12         | 27   | 415      | 6019 |
| MJ0305 | -3   | 3/16" | 4.8  | 1/2"    | 20   | 14         | 27   | 415      | 6019 |
| MJ0404 | -4   | 1/4"  | 6.4  | 7/16"   | 20   | 12         | 27   | 450      | 6526 |
| MJ0405 | -4   | 1/4"  | 6.4  | 1/2"    | 20   | 14         | 27   | 450      | 6526 |
| MJ0406 | -4   | 1/4"  | 6.4  | 9/16"   | 18   | 15         | 28   | 450      | 6526 |
| MJ0505 | -5   | 5/16" | 7.9  | 1/2"    | 20   | 14         | 27   | 350      | 5076 |
| MJ0506 | -5   | 5/16" | 7.9  | 9/16"   | 18   | 15         | 28   | 350      | 5076 |
| MJ0507 | -5   | 5/16" | 7.9  | 5/8"    | 18   | 17         | 29.5 | -        | -    |
| MJ0508 | -5   | 5/16" | 7.9  | 3/4"    | 16   | 19         | 29.5 | 350      | 5076 |
| MJ0606 | -6   | 3/8"  | 9.5  | 9/16"   | 18   | 15         | 28   | 450      | 6526 |
| MJ0607 | -6   | 3/8"  | 9.5  | 5/8"    | 18   | 17         | 29.5 | -        | -    |
| MJ0608 | -6   | 3/8"  | 9.5  | 3/4"    | 16   | 19         | 30.5 | 415      | 6019 |
| MJ0610 | -6   | 3/8"  | 9.5  | 7/8"    | 14   | 24         | 34.5 | 350      | 5076 |
| MJ0808 | -8   | 1/2"  | 12.8 | 3/4"    | 16   | 19         | 31   | 415      | 6019 |
| MJ0810 | -8   | 1/2"  | 12.8 | 7/8"    | 14   | 24         | 35   | 350      | 5076 |
| MJ0812 | -8   | 1/2"  | 12.8 | 1.1/16" | 12   | 27         | 39.5 | 350      | 5076 |
| MJ1010 | -10  | 5/8"  | 16   | 7/8"    | 14   | 24         | 35   | 350      | 5076 |

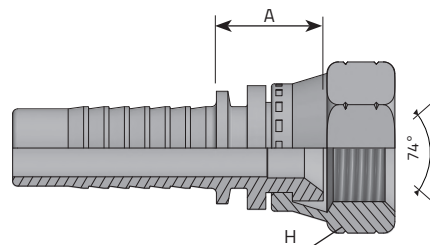


## JIC 37° MĘSKA



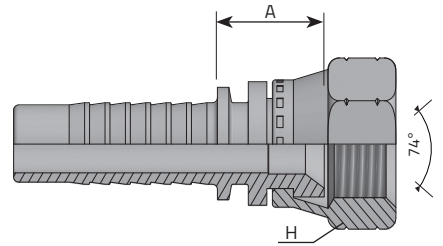
| Code   | Tube |        | Thread |         |      | Dimensions |      | Pressure |      |
|--------|------|--------|--------|---------|------|------------|------|----------|------|
|        | D.N. | Hose   | Diam   | T       | t/1" | H          | A    | Bar      | Psi  |
|        |      | Inch   | mm     | Inch    |      | mm         | mm   |          |      |
| MJ1012 | 16   | 5/8"   | 10     | 1.1/16" | 12   | 27         | 39.5 | 350      | 5076 |
| MJ1210 | 20   | 3/4"   | 12     | 7/8"    | 14   | 27         | 37   | 350      | 5076 |
| MJ1212 | 20   | 3/4"   | 12     | 1.1/16" | 12   | 27         | 40.5 | 350      | 5076 |
| MJ1214 | 20   | 3/4"   | 12     | 1.3/16" | 12   | 32         | 41.5 | 280      | 4061 |
| MJ1216 | 20   | 3/4"   | 12     | 1.5/16" | 12   | 34         | 41.5 | 280      | 4061 |
| MJ1612 | 25   | 1"     | 16     | 1.1/16" | 12   | 32         | 41.5 | 280      | 4061 |
| MJ1616 | 25   | 1"     | 16     | 1.5/16" | 12   | 34         | 42.5 | 280      | 4061 |
| MJ1620 | 25   | 1"     | 16     | 1.5/8"  | 12   | 42         | 45   | 280      | 4061 |
| MJ2020 | 32   | 1.1/4" | 20     | 1.5/8"  | 12   | 42         | 45.5 | 210      | 3046 |
| MJ2024 | 32   | 1.1/4" | 20     | 1.7/8"  | 12   | 50         | 52.5 | 140      | 2030 |
| MJ2424 | 40   | 1.1/2" | 24     | 1.7/8"  | 12   | 50         | 52.5 | 140      | 2030 |
| MJ3232 | 50   | 2"     | 32     | 2.1/2"  | 12   | 65         | 62   | 105      | 1523 |

## JIC 37° ŽEŇSKA (1)



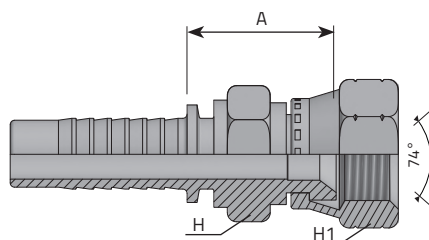
| Code    | Tube |       |      | Thread  |      | Dimensions |      | Pressure |      |
|---------|------|-------|------|---------|------|------------|------|----------|------|
|         | D.N. | Hose  | Diam | T       | t/1" | H          | A    | Bar      | Psi  |
|         | Inch |       | mm   | Inch    |      | mm         | mm   |          |      |
| FDJ0304 | -3   | 3/16" | 4.8  | 7/16"   | 20   | 15         | 15   | 350      | 5076 |
| FDJ0305 | -3   | 3/16" | 4.8  | 1/2"    | 20   | 17         | 15   | 350      | 5076 |
| FDJ0404 | -4   | 1/4"  | 6.4  | 7/16"   | 20   | 15         | 15   | 350      | 5076 |
| FDJ0405 | -4   | 1/4"  | 6.4  | 1/2"    | 20   | 17         | 16   | 350      | 5076 |
| FDJ0406 | -4   | 1/4"  | 6.4  | 9/16"   | 18   | 19         | 16   | 250      | 3626 |
| FDJ0505 | -5   | 5/16" | 7.9  | 1/2"    | 20   | 17         | 16   | 350      | 5076 |
| FDJ0506 | -5   | 5/16" | 7.9  | 9/16"   | 18   | 19         | 16   | 250      | 3626 |
| FDJ0507 | -5   | 5/16" | 7.9  | 5/8"    | 18   | 22         | 17   | -        | -    |
| FDJ0508 | -5   | 5/16" | 7.9  | 3/4"    | 16   | 24         | 17   | 250      | 3626 |
| FDJ0606 | -6   | 3/8"  | 9.5  | 9/16"   | 18   | 19         | 16.5 | 250      | 3626 |
| FDJ0607 | -6   | 3/8"  | 9.5  | 5/8"    | 18   | 22         | 17   | -        | -    |
| FDJ0608 | -6   | 3/8"  | 9.5  | 3/4"    | 16   | 24         | 17   | 250      | 3626 |
| FDJ0610 | -6   | 3/8"  | 9.5  | 7/8"    | 14   | 27         | 18.5 | 200      | 2901 |
| FDJ0808 | -8   | 1/2"  | 12.8 | 3/4"    | 16   | 24         | 18   | 250      | 3626 |
| FDJ0810 | -8   | 1/2"  | 12.8 | 7/8"    | 14   | 27         | 19   | 200      | 2901 |
| FDJ0812 | -8   | 1/2"  | 12.8 | 1.1/16" | 12   | 32         | 22   | 200      | 2901 |
| FDJ1010 | -10  | 5/8"  | 16   | 7/8"    | 14   | 27         | 19.5 | 200      | 2901 |

# JIC 37° ŽEŇSKA (2)



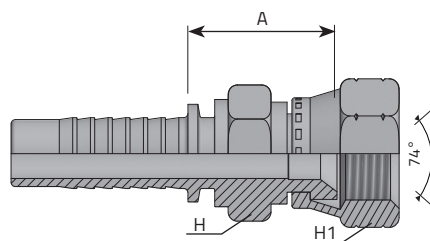
| Code    | Tube |        | Thread |         | Dimensions |    |      | Pressure |      |
|---------|------|--------|--------|---------|------------|----|------|----------|------|
|         | D.N. | Hose   | Diam   | T       | t/1"       | H  | A    | Bar      | Psi  |
|         | Inch |        | mm     | Inch    |            | mm | mm   |          |      |
| FDJ1012 | -10  | 5/8"   | 16     | 1.1/16" | 12         | 32 | 22.5 | 200      | 2901 |
| FDJ1210 | -12  | 3/4"   | 19     | 7/8"    | 14         | 27 | 20   | 200      | 2901 |
| FDJ1212 | -12  | 3/4"   | 19     | 1.1/16" | 12         | 32 | 23   | 200      | 2901 |
| FDJ1214 | -12  | 3/4"   | 19     | 1.3/16" | 12         | 36 | 23   | 160      | 2320 |
| FDJ1216 | -12  | 3/4"   | 19     | 1.5/16" | 12         | 41 | 23   | 160      | 2320 |
| FDJ1612 | -16  | 1"     | 25.4   | 1.1/16" | 12         | 32 | 24   | 200      | 2901 |
| FDJ1616 | -16  | 1"     | 25.4   | 1.5/16" | 12         | 41 | 24.5 | 160      | 2320 |
| FDJ1620 | -16  | 1"     | 25.4   | 1.5/8"  | 12         | 50 | 28.5 | 125      | 1813 |
| FDJ2020 | -20  | 1.1/4" | 31.8   | 1.5/8"  | 12         | 50 | 29   | 125      | 1813 |
| FDJ2024 | -20  | 1.1/4" | 31.8   | 1.7/8"  | 12         | 55 | 31   | 100      | 1450 |
| FDJ2424 | -24  | 1.1/2" | 38.1   | 1.7/8"  | 12         | 55 | 31   | 100      | 1450 |

## JIC 37° ŻEŃSKA (PODWÓJNY SZEŚCIOKĄT) (1)



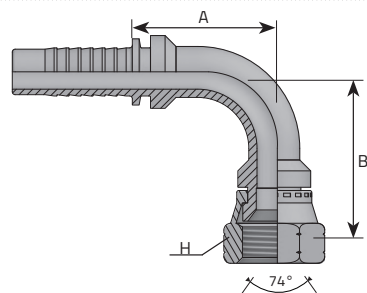
| Code       | Tube |       |      | Thread  |      | Dimensions |    |      | Pressure |      |
|------------|------|-------|------|---------|------|------------|----|------|----------|------|
|            | D.N. | Hose  | Diam | T       | t/1" | H          | H1 | A    | Bar      | Psi  |
|            | Inch | mm    | Inch |         |      | mm         | mm | mm   |          |      |
| FDJ0404GIR | -4   | 1/4"  | 6.4  | 7/16"   | 20   | 14         | 15 | 23.5 | 350      | 5076 |
| FDJ0405GIR | -4   | 1/4"  | 6.4  | 1/2"    | 20   | 14         | 17 | 24   | 350      | 5076 |
| FDJ0406GIR | -4   | 1/4"  | 6.4  | 9/16"   | 18   | 17         | 19 | 25.7 | 250      | 3626 |
| FDJ0505GIR | -5   | 5/16" | 7.9  | 1/2"    | 20   | -          | -  | -    | -        | -    |
| FDJ0506GIR | -5   | 5/16" | 7.9  | 9/16"   | 18   | 17         | 19 | 25.2 | 250      | 3626 |
| FDJ0605GIR | -6   | 3/8"  | 9.5  | 1/2"    | 20   | 17         | 17 | 22.5 | -        | -    |
| FDJ0606GIR | -6   | 3/8"  | 9.5  | 9/16"   | 18   | 17         | 19 | 25.2 | 250      | 3626 |
| FDJ0608GIR | -6   | 3/8"  | 9.5  | 3/4"    | 16   | 19         | 24 | 27.3 | 250      | 3626 |
| FDJ0610GIR | -6   | 3/8"  | 9.5  | 7/8"    | 14   | 22         | 27 | 28.5 | -        | -    |
| FDJ0612GIR | -6   | 3/8"  | 9.5  | 1.1/16" | 12   | 27         | 32 | 33.5 | -        | -    |
| FDJ0806GIR | -8   | 1/2"  | 12.8 | 9/16"   | 18   | 22         | 19 | 26.7 | -        | -    |
| FDJ0808GIR | -8   | 1/2"  | 12.8 | 3/4"    | 16   | 22         | 24 | 27.8 | 250      | 3626 |
| FDJ0810GIR | -8   | 1/2"  | 12.8 | 7/8"    | 14   | 22         | 27 | 29.5 | 200      | 2900 |
| FDJ0812GIR | -8   | 1/2"  | 12.8 | 1.1/16" | 12   | 27         | 32 | 34   | -        | -    |
| FDJ0816GIR | -8   | 1/2"  | 12.8 | 1.5/16" | 12   | 32         | 38 | 36   | -        | -    |
| FDJ1010GIR | -10  | 5/8"  | 16   | 7/8"    | 14   | 24         | 27 | 29.5 | 200      | 2900 |
| FDJ1012GIR | -10  | 5/8"  | 16   | 1.1/16" | 12   | 27         | 32 | 34   | -        | -    |
| FDJ1014GIR | -10  | 5/8"  | 16   | 1.3/16" | 12   | 27         | 32 | 32.5 | 200      | 2900 |

## JIC 37° ŻEŃSKA (PODWÓJNY SZEŚCIOKĄT) (2)



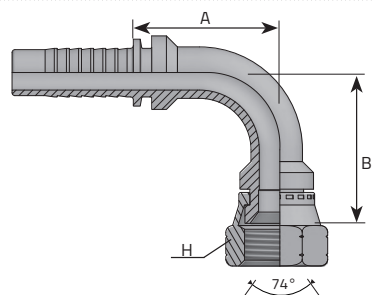
| Code       | Tube |        |      | Thread  |      | Dimensions |    |      | Pressure |      |
|------------|------|--------|------|---------|------|------------|----|------|----------|------|
|            | D.N. | Hose   | Diam | T       | t/1" | H          | H1 | A    | Bar      | Psi  |
|            | Inch |        | mm   | Inch    |      | mm         | mm | mm   |          |      |
| FDJ1210GIR | -12  | 3/4"   | 19   | 7/8"    | 14   | 27         | 27 | 35.3 | -        | -    |
| FDJ1212GIR | -12  | 3/4"   | 19   | 1.1/16" | 12   | 27         | 32 | 35   | 200      | 2900 |
| FDJ1214GIR | -12  | 3/4"   | 19   | 1.3/16" | 12   | 30         | 36 | 31   | -        | -    |
| FDJ1216GIR | -12  | 3/4"   | 19   | 1.5/16" | 12   | 32         | 38 | 36   | -        | -    |
| FDJ1612GIR | -16  | 1"     | 25.4 | 1.1/16" | 12   | 32         | 32 | 38   | -        | -    |
| FDJ1614GIR | -16  | 1"     | 25.4 | 1.3/16" | 12   | 32         | 36 | 36.1 | -        | -    |
| FDJ1616GIR | -16  | 1"     | 25.4 | 1.5/16" | 12   | 32         | 41 | 36   | 160      | 2320 |
| FDJ1620GIR | -16  | 1"     | 25.4 | 1.5/8"  | 12   | -          | -  | -    | -        | -    |
| FDJ2020GIR | -20  | 1.1/4" | 31.8 | 1.5/8"  | 12   | 41         | 50 | 49.6 | -        | -    |

## JIC 37° ŽEŇSKA - 90° KOLANO



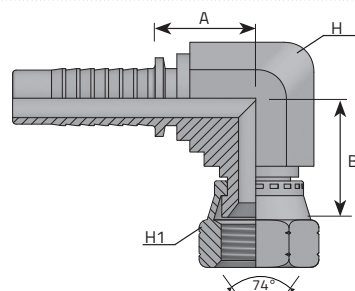
| Code     | Tube |       | Thread |         | Dimensions |    |      | Pressure |     |      |
|----------|------|-------|--------|---------|------------|----|------|----------|-----|------|
|          | D.N. | Hose  | Diam   | T       | t/1"       | H  | B    | A        | Bar | Psi  |
|          | Inch | mm    | Inch   |         | mm         | mm | mm   |          |     |      |
| F90J0304 | -3   | 3/16" | 4.8    | 7/16"   | 20         | 15 | 26   | 23       | 350 | 5076 |
| F90J0305 | -3   | 3/16" | 4.8    | 1/2"    | 20         | 17 | 27   | 23       | 350 | 5076 |
| F90J0404 | -4   | 1/4"  | 6.4    | 7/16"   | 20         | 15 | 26   | 23       | 350 | 5076 |
| F90J0405 | -4   | 1/4"  | 6.4    | 1/2"    | 20         | 17 | 27   | 23       | 350 | 5076 |
| F90J0406 | -4   | 1/4"  | 6.4    | 9/16"   | 18         | 19 | 27   | 23       | 250 | 3626 |
| F90J0505 | -5   | 5/16" | 7.9    | 1/2"    | 20         | 17 | 32   | 31.5     | 350 | 5076 |
| F90J0506 | -5   | 5/16" | 7.9    | 9/16"   | 18         | 19 | 32   | 31.5     | 250 | 3626 |
| F90J0507 | -5   | 5/16" | 7.9    | 5/8"    | 18         | 22 | 32.5 | 31.5     | -   | -    |
| F90J0508 | -5   | 5/16" | 7.9    | 3/4"    | 16         | 24 | 32.5 | 31.5     | 250 | 3626 |
| F90J0606 | -6   | 3/8"  | 9.5    | 9/16"   | 18         | 19 | 35   | 33       | 250 | 3626 |
| F90J0607 | -6   | 3/8"  | 9.5    | 5/8"    | 18         | 22 | 35.5 | 33       | -   | -    |
| F90J0608 | -6   | 3/8"  | 9.5    | 3/4"    | 16         | 24 | 36.5 | 33       | 250 | 3626 |
| F90J0610 | -6   | 3/8"  | 9.5    | 7/8"    | 14         | 27 | 39.5 | 33       | 200 | 2901 |
| F90J0808 | -8   | 1/2"  | 12.8   | 3/4"    | 16         | 24 | 41   | 39       | 250 | 3626 |
| F90J0810 | -8   | 1/2"  | 12.8   | 7/8"    | 14         | 27 | 42.5 | 39       | 200 | 2901 |
| F90J0812 | -8   | 1/2"  | 12.8   | 1.1/16" | 12         | 32 | 50   | 39       | 200 | 2901 |
| F90J1010 | -10  | 5/8"  | 16     | 7/8"    | 14         | 27 | 50   | 49       | 200 | 2901 |

## JIC 37° ŽEŇSKA - 90° KOLANO (2)



| Code     | Tube |        | Thread |         |      | Dimensions |       |      | Pressure |      |
|----------|------|--------|--------|---------|------|------------|-------|------|----------|------|
|          | D.N. | Hose   | Diam   | T       | t/1" | H          | B     | A    | Bar      | Psi  |
|          | Inch |        | mm     | Inch    |      | mm         | mm    | mm   |          |      |
| F90J1012 | -10  | 5/8"   | 16     | 1.1/16" | 12   | 32         | 55    | 49   | 200      | 2901 |
| F90J1210 | -12  | 3/4"   | 19     | 7/8"    | 14   | 27         | 58    | 53.5 | 200      | 2901 |
| F90J1212 | -12  | 3/4"   | 19     | 1.1/16" | 12   | 32         | 58    | 53.5 | 200      | 2901 |
| F90J1214 | -12  | 3/4"   | 19     | 1.3/16" | 12   | 36         | 61    | 53.5 | 160      | 2320 |
| F90J1216 | -12  | 3/4"   | 19     | 1.5/16" | 12   | 41         | 62.5  | 53.5 | 160      | 2320 |
| F90J1612 | -16  | 1"     | 25.4   | 1.1/16" | 12   | 32         | 80    | 69   | 200      | 2901 |
| F90J1616 | -16  | 1"     | 25.4   | 1.5/16" | 12   | 41         | 69.5  | 73   | 160      | 2320 |
| F90J1620 | -16  | 1"     | 25.4   | 1.5/8"  | 12   | 50         | 78.5  | 73   | 125      | 1813 |
| F90J2020 | -20  | 1.1/4" | 31.8   | 1.5/8"  | 12   | 50         | 91.5  | 89   | 125      | 1813 |
| F90J2024 | -20  | 1.1/4" | 31.8   | 1.7/8"  | 12   | 55         | 99    | 89   | 100      | 1450 |
| F90J2424 | -24  | 1.1/2" | 38.1   | 1.7/8"  | 12   | 55         | 112.5 | 101  | 100      | 1450 |

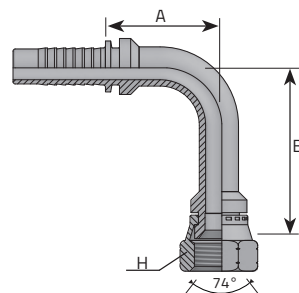
## JIC 37° ŽEŇSKA 90° KOLANO (KOMPAKT)



| Code        | Tube |      | Thread |         | Dimensions |    |    |      |      | Pressure |      |
|-------------|------|------|--------|---------|------------|----|----|------|------|----------|------|
|             | D.N. | Hose | Diam   | T       | t/1"       | H  | H1 | B    | A    | Bar      | Psi  |
|             | Inch |      | mm     | Inch    |            | mm | mm | mm   | mm   |          |      |
| F90J0404K   | -4   | 1/4" | 6.4    | 7/16"   | 20         | 14 | 15 | 21.5 | 19   | 350      | 5076 |
| F90J0406K   | -4   | 1/4" | 6.4    | 9/16"   | 18         | 14 | 19 | 23   | 19   | 250      | 3626 |
| F90J0606K   | -6   | 3/8" | 9.5    | 9/16"   | 18         | 19 | 19 | 25   | 22   | 250      | 3626 |
| F90J0608K   | -6   | 3/8" | 9.5    | 3/4"    | 16         | 19 | 24 | 28   | 22.5 | 250      | 3626 |
| F90J0808K   | -8   | 1/2" | 12.8   | 3/4"    | 16         | 22 | 24 | 28   | 24   | 250      | 3626 |
| * F90J1212K | -12  | 3/4" | 19     | 1.1/16" | 12         | 27 | 32 | 36   | 25   | 200      | 2901 |
| * F90J1616K | -16  | 1"   | 25.4   | 1.5/16" | 12         | 33 | 41 | 41.5 | 32.5 | 160      | 2320 |

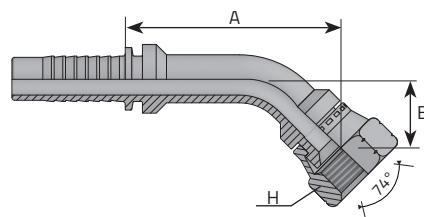


## JIC 37° ŻEŃSKA - 90° KOLANO (WYDŁUŻANA)



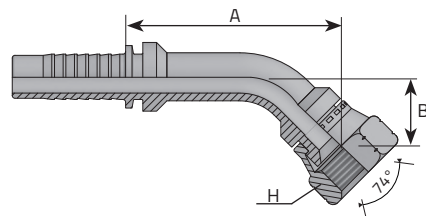
| Code       | Tube |      | Thread |         | Dimensions |    |      |      | Pressure |      |
|------------|------|------|--------|---------|------------|----|------|------|----------|------|
|            | D.N. | Hose | Diam   | T       | t/1"       | H  | B    | A    | Bar      | Psi  |
|            | Inch | mm   | Inch   | mm      | mm         | mm | mm   | mm   | Bar      | Psi  |
| F90J0404LD | -4   | 1/4" | 6.4    | 7/16"   | 20         | 17 | 45   | 28.5 | 350      | 5076 |
| F90J0405LD | -4   | 1/4" | 6.4    | 1/2"    | 20         | 17 | 45   | 28.5 | 350      | 5076 |
| F90J0406LD | -4   | 1/4" | 6.4    | 9/16"   | 18         | 19 | 55.5 | 29.5 | 250      | 3626 |
| F90J0606LD | -6   | 3/8" | 9.5    | 9/16"   | 18         | 19 | 55   | 35.5 | 250      | 3626 |
| F90J0608LD | -6   | 3/8" | 9.5    | 3/4"    | 16         | 22 | 61.5 | 36.5 | 250      | 3626 |
| F90J0808LD | -8   | 1/2" | 12.8   | 3/4"    | 16         | 22 | 62.5 | 40.5 | 250      | 3626 |
| F90J0810LD | -8   | 1/2" | 12.8   | 7/8"    | 14         | 27 | 65   | 45   | 200      | 2901 |
| F90J1010LD | -10  | 5/8" | 16     | 7/8"    | 14         | 27 | 65.5 | 53.5 | 200      | 2901 |
| F90J1212LD | -12  | 3/4" | 19     | 1.1/16" | 12         | 32 | 94.5 | 62   | 200      | 2901 |
| F90J1616LD | -16  | 1"   | 25.4   | 1.5/16" | 12         | 38 | 110  | 77   | 160      | 2320 |

## JIC 37° ŽEŇSKA - 45° KOLANO (1)



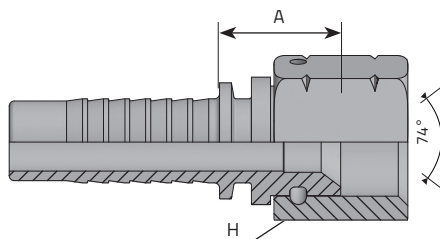
| Code     | Tube |       |      | Thread  |      | Dimensions |      |      | Pressure |      |
|----------|------|-------|------|---------|------|------------|------|------|----------|------|
|          | D.N. | Hose  | Diam | T       | t/1" | H          | B    | A    | Bar      | Psi  |
|          | Inch |       | mm   | Inch    |      | mm         | mm   | mm   |          |      |
| F45J0304 | -3   | 3/16" | 4.8  | 7/16"   | 20   | 15         | 15   | 38   | 350      | 5076 |
| F45J0305 | -3   | 3/16" | 4.8  | 1/2"    | 20   | 17         | 17   | 40   | 350      | 5076 |
| F45J0404 | -4   | 1/4"  | 6.4  | 7/16"   | 20   | 15         | 15   | 38   | 350      | 5076 |
| F45J0405 | -4   | 1/4"  | 6.4  | 1/2"    | 20   | 17         | 17   | 40   | 350      | 5076 |
| F45J0406 | -4   | 1/4"  | 6.4  | 9/16"   | 18   | 19         | 16.5 | 39.5 | 250      | 3626 |
| F45J0505 | -5   | 5/16" | 7.9  | 1/2"    | 20   | 17         | 17   | 40   | 350      | 5076 |
| F45J0506 | -5   | 5/16" | 7.9  | 9/16"   | 18   | 19         | 18.5 | 49.5 | 250      | 3626 |
| F45J0507 | -5   | 5/16" | 7.9  | 5/8"    | 18   | 22         | 19   | 50   | -        | -    |
| F45J0508 | -5   | 5/16" | 7.9  | 3/4"    | 16   | 24         | 19.5 | 50.5 | 250      | 3626 |
| F45J0606 | -6   | 3/8"  | 9.5  | 9/16"   | 18   | 19         | 18   | 53   | 250      | 3626 |
| F45J0607 | -6   | 3/8"  | 9.5  | 5/8"    | 18   | 22         | 19   | 54   | -        | -    |
| F45J0608 | -6   | 3/8"  | 9.5  | 3/4"    | 16   | 24         | 19   | 54   | 250      | 3626 |
| F45J0610 | -6   | 3/8"  | 9.5  | 7/8"    | 14   | 27         | 21   | 56   | 200      | 2901 |
| F45J0808 | -8   | 1/2"  | 12.8 | 3/4"    | 16   | 24         | 20   | 62   | 200      | 2901 |
| F45J0810 | -8   | 1/2"  | 12.8 | 7/8"    | 14   | 27         | 21   | 63   | 200      | 2901 |
| F45J0812 | -8   | 1/2"  | 12.8 | 1.1/16" | 12   | 32         | 22   | 64   | 200      | 2901 |
| F45J1010 | -10  | 5/8"  | 16   | 7/8"    | 14   | 27         | 22   | 60   | 200      | 2901 |

## JIC 37° ŽEŇSKA - 45° KOLANO



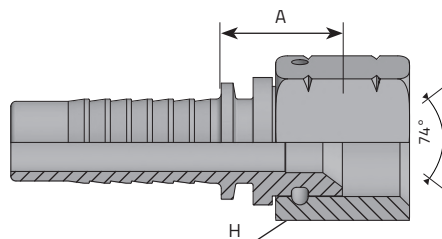
| Code     | Tube |        |      | Thread  |      | Dimensions |      |      | Pressure |      |
|----------|------|--------|------|---------|------|------------|------|------|----------|------|
|          | D.N. | Hose   | Diam | T       | t/1" | H          | B    | A    | Bar      | Psi  |
|          | Inch |        | mm   | Inch    |      | mm         | mm   | mm   |          |      |
| F45J1012 | -10  | 5/8"   | 16   | 1.1/16" | 12   | 32         | 25   | 63   | 200      | 2901 |
| F45J1210 | -12  | 3/4"   | 19   | 7/8"    | 14   | 27         | 29   | 62   | 200      | 2901 |
| F45J1212 | -12  | 3/4"   | 19   | 1.1/16" | 12   | 32         | 29   | 62   | 200      | 2901 |
| F45J1214 | -12  | 3/4"   | 19   | 1.3/16" | 12   | 36         | 29   | 63   | 160      | 2320 |
| F45J1216 | -12  | 3/4"   | 19   | 1.5/16" | 12   | 41         | 29   | 63   | 160      | 2320 |
| F45J1612 | -16  | 1"     | 25.4 | 1.1/16" | 12   | 32         | 39.5 | 100  | 200      | 2901 |
| F45J1616 | -16  | 1"     | 25.4 | 1.5/16" | 12   | 41         | 39.5 | 88.5 | 160      | 2320 |
| F45J1620 | -16  | 1"     | 25.4 | 1.5/8"  | 12   | 50         | 38.5 | 89.5 | 125      | 1813 |
| F45J2020 | -20  | 1.1/4" | 31.8 | 1.5/8"  | 12   | 50         | 44   | 101  | 125      | 1813 |
| F45J2024 | -20  | 1.1/4" | 31.8 | 1.7/8"  | 12   | 55         | 45   | 103  | 100      | 1450 |
| F45J2424 | -24  | 1.1/2" | 38.1 | 1.7/8"  | 12   | 55         | 45   | 118  | 100      | 1450 |

# JIC 37° ŻEŃSKA - DRUTOWANA (1)



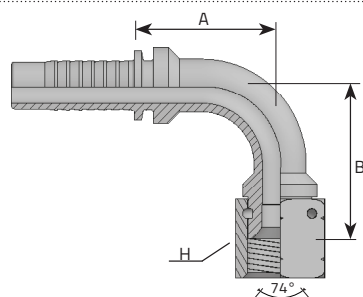
| Code      | Tube |       |      | Thread  |      | Dimensions |      | Pressure |      |
|-----------|------|-------|------|---------|------|------------|------|----------|------|
|           | D.N. | Hose  | Diam | T       | t/1" | H          | A    | Bar      | Psi  |
|           | Inch |       | mm   | Inch    |      | mm         | mm   |          |      |
| FDJ0304SP | -3   | 3/16" | 4.8  | 7/16"   | 20   | 17         | 15   | 350      | 5076 |
| FDJ0305SP | -3   | 3/16" | 4.8  | 1/2"    | 20   | 17         | 15   | 350      | 5076 |
| FDJ0404SP | -4   | 1/4"  | 6.4  | 7/16"   | 20   | 17         | 15   | 350      | 5076 |
| FDJ0405SP | -4   | 1/4"  | 6.4  | 1/2"    | 20   | 17         | 16   | 350      | 5076 |
| FDJ0406SP | -4   | 1/4"  | 6.4  | 9/16"   | 18   | 19         | 16   | 250      | 3626 |
| FDJ0505SP | -5   | 5/16" | 7.9  | 1/2"    | 20   | 17         | 16   | 350      | 5076 |
| FDJ0506SP | -5   | 5/16" | 7.9  | 9/16"   | 18   | 19         | 16   | 250      | 3626 |
| FDJ0508SP | -5   | 5/16" | 7.9  | 3/4"    | 16   | 24         | 17   | 250      | 3626 |
| FDJ0606SP | -6   | 3/8"  | 9.5  | 9/16"   | 18   | 19         | 16.5 | 250      | 3626 |
| FDJ0608SP | -6   | 3/8"  | 9.5  | 3/4"    | 16   | 24         | 17   | 250      | 3626 |
| FDJ0610SP | -6   | 3/8"  | 9.5  | 7/8"    | 14   | 27         | 18.5 | 200      | 2901 |
| FDJ0808SP | -8   | 1/2"  | 12.8 | 3/4"    | 16   | 24         | 18   | 250      | 3626 |
| FDJ0810SP | -8   | 1/2"  | 12.8 | 7/8"    | 14   | 27         | 19   | 200      | 2901 |
| FDJ0812SP | -8   | 1/2"  | 12.8 | 1.1/16" | 12   | 32         | 22   | 200      | 2901 |
| FDJ1010SP | -10  | 5/8"  | 16   | 7/8"    | 14   | 27         | 19.5 | 200      | 2901 |
| FDJ1012SP | -10  | 5/8"  | 16   | 1.1/16" | 12   | 32         | 22.5 | 200      | 2901 |

## JIC 37° ŻEŃSKA - DRUTOWANA (2)



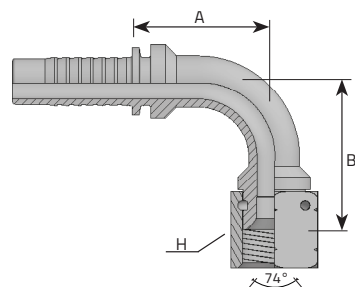
| Code      | Tube |        |      | Thread  |      | Dimensions |      | Pressure |      |
|-----------|------|--------|------|---------|------|------------|------|----------|------|
|           | D.N. | Hose   | Diam | T       | t/1" | H          | A    | Bar      | Psi  |
|           | Inch |        | mm   | Inch    |      | mm         | mm   |          |      |
| FDJ1210SP | -12  | 3/4"   | 19   | 7/8"    | 14   | 27         | 20   | 200      | 2901 |
| FDJ1212SP | -12  | 3/4"   | 19   | 1.1/16" | 12   | 32         | 23   | 200      | 2901 |
| FDJ1216SP | -12  | 3/4"   | 19   | 1.5/16" | 12   | 41         | 23   | 160      | 2320 |
| FDJ1612SP | -16  | 1"     | 25.4 | 1.1/16" | 12   | 32         | 24   | 200      | 2901 |
| FDJ1616SP | -16  | 1"     | 25.4 | 1.5/16" | 12   | 41         | 24.5 | 160      | 2320 |
| FDJ1620SP | -16  | 1"     | 25.4 | 1.5/8"  | 12   | 50         | 28.5 | 125      | 1813 |
| FDJ2020SP | -20  | 1.1/4" | 31.8 | 1.5/8"  | 12   | 50         | 29   | 125      | 1813 |
| FDJ2024SP | -20  | 1.1/4" | 31.8 | 1.7/8"  | 12   | 55         | 31   | 100      | 1450 |
| FDJ2424SP | -24  | 1.1/2" | 38.1 | 1.7/8"  | 12   | 55         | 31   | 100      | 1450 |
| FDJ2432SP | -24  | 1.1/2" | 38.1 | 2.1/2"  | 12   | 70         | 31.5 | 80       | 1160 |
| FDJ3232SP | -32  | 2"     | 50.8 | 2.1/2"  | 12   | 70         | 33   | 80       | 1160 |

## JIC 37° ŻEŃSKA -90° KOLANO - DRUTOWANA (1)



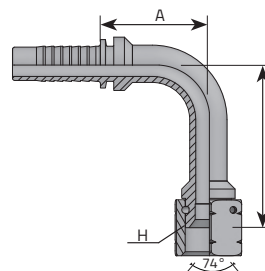
| Code       | Tube |       | Thread |         | Dimensions |    |      | Pressure |     |      |
|------------|------|-------|--------|---------|------------|----|------|----------|-----|------|
|            | D.N. | Hose  | Diam   | T       | t/1"       | H  | B    | A        | Bar | Psi  |
|            | Inch |       | mm     | Inch    |            | mm | mm   | mm       |     |      |
| F90J0304SP | -3   | 3/16" | 4.8    | 7/16"   | 20         | 17 | 26   | 23       | 350 | 5076 |
| F90J0305SP | -3   | 3/16" | 4.8    | 1/2"    | 20         | 17 | 27   | 23       | 350 | 5076 |
| F90J0404SP | -4   | 1/4"  | 6.4    | 7/16"   | 20         | 17 | 26   | 23       | 350 | 5076 |
| F90J0405SP | -4   | 1/4"  | 6.4    | 1/2"    | 20         | 17 | 27   | 23       | 350 | 5076 |
| F90J0406SP | -4   | 1/4"  | 6.4    | 9/16"   | 18         | 19 | 27   | 23       | 250 | 3626 |
| F90J0505SP | -5   | 5/16" | 7.9    | 1/2"    | 20         | 17 | 32   | 31.5     | 350 | 5076 |
| F90J0506SP | -5   | 5/16" | 7.9    | 9/16"   | 18         | 19 | 32   | 31.5     | 250 | 3626 |
| F90J0508SP | -5   | 5/16" | 7.9    | 3/4"    | 16         | 24 | 32.5 | 31.5     | 250 | 3626 |
| F90J0606SP | -6   | 3/8"  | 9.5    | 9/16"   | 18         | 19 | 35   | 33       | 250 | 3626 |
| F90J0608SP | -6   | 3/8"  | 9.5    | 3/4"    | 16         | 24 | 36.5 | 33       | 250 | 3626 |
| F90J0610SP | -6   | 3/8"  | 9.5    | 7/8"    | 14         | 27 | 39.5 | 33       | 200 | 2901 |
| F90J0808SP | -8   | 1/2"  | 12.8   | 3/4"    | 16         | 24 | 41   | 39       | 250 | 3626 |
| F90J0810SP | -8   | 1/2"  | 12.8   | 7/8"    | 14         | 27 | 42.5 | 39       | 200 | 2901 |
| F90J0812SP | -8   | 1/2"  | 12.8   | 1.1/16" | 12         | 32 | 50   | 39       | 200 | 2901 |
| F90J1010SP | -10  | 5/8"  | 16     | 7/8"    | 14         | 27 | 50   | 49       | 200 | 2901 |
| F90J1012SP | -10  | 5/8"  | 16     | 1.1/16" | 12         | 32 | 55   | 49       | 200 | 2901 |

## JIC 37° ŻEŃSKA - 90° KOLANO - DRUTOWANA (2)



| Code       | Tube |        | Thread |         |      | Dimensions |       |      | Pressure |      |
|------------|------|--------|--------|---------|------|------------|-------|------|----------|------|
|            | D.N. | Hose   | Diam   | T       | t/1" | H          | B     | A    | Bar      | Psi  |
|            | Inch |        | mm     | Inch    |      | mm         | mm    | mm   |          |      |
| F90J1210SP | -12  | 3/4"   | 19     | 7/8"    | 14   | 27         | 58    | 53.5 | 200      | 2901 |
| F90J1212SP | -12  | 3/4"   | 19     | 1.1/16" | 12   | 32         | 58    | 53.5 | 200      | 2901 |
| F90J1216SP | -12  | 3/4"   | 19     | 1.5/16" | 12   | 41         | 62.5  | 53.5 | 160      | 2320 |
| F90J1612SP | -16  | 1"     | 25.4   | 1.1/16" | 12   | 32         | 80    | 69   | 200      | 2901 |
| F90J1616SP | -16  | 1"     | 25.4   | 1.5/16" | 12   | 41         | 69.5  | 73   | 160      | 2320 |
| F90J1620SP | -16  | 1"     | 25.4   | 1.5/8"  | 12   | 50         | 78.5  | 73   | 125      | 1813 |
| F90J2020SP | -20  | 1.1/4" | 31.8   | 1.5/8"  | 12   | 50         | 91.5  | 89   | 125      | 1813 |
| F90J2024SP | -20  | 1.1/4" | 31.8   | 1.7/8"  | 12   | 55         | 99    | 89   | 100      | 1450 |
| F90J2424SP | -24  | 1.1/2" | 38.1   | 1.7/8"  | 12   | 55         | 112.5 | 101  | 100      | 1450 |
| F90J2432SP | -24  | 1.1/2" | 38.1   | 2.1/2"  | 12   | 70         | 115.5 | 101  | 80       | 1160 |
| F90J3232SP | -32  | 2"     | 50.8   | 2.1/2"  | 12   | 70         | 136   | 135  | 80       | 1160 |

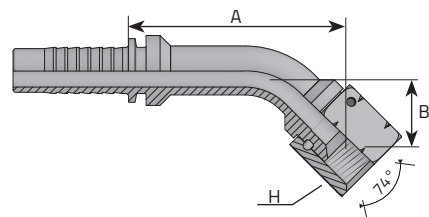
## JIC 37° ŻEŃSKA- 90° KOLANO WYDŁUŻANA - DRUTOWANA



| Code         | Tube |      |      | Thread  |      | Dimensions |      |      | Pressure |      |
|--------------|------|------|------|---------|------|------------|------|------|----------|------|
|              | D.N. | Hose | Diam | T       | t/1" | H          | B    | A    | Bar      | Psi  |
|              | Inch | mm   | Inch |         | mm   | mm         | mm   |      |          |      |
| F90J0404SPLD | -4   | 1/4" | 6.4  | 7/16"   | 20   | 17         | 45   | 28.5 | 350      | 5076 |
| F90J0405SPLD | -4   | 1/4" | 6.4  | 1/2"    | 20   | 17         | 45   | 28.5 | 350      | 5076 |
| F90J0406SPLD | -4   | 1/4" | 6.4  | 9/16"   | 18   | 19         | 55.5 | 29.5 | 250      | 3626 |
| F90J0606SPLD | -6   | 3/8" | 9.5  | 9/16"   | 18   | 19         | 55   | 35.5 | 250      | 3626 |
| F90J0608SPLD | -6   | 3/8" | 9.5  | 3/4"    | 16   | 24         | 61.5 | 36.5 | 250      | 3626 |
| F90J0808SPLD | -8   | 1/2" | 12.8 | 3/4"    | 16   | 24         | 61.5 | 40.5 | 250      | 3626 |
| F90J0810SPLD | -8   | 1/2" | 12.8 | 7/8"    | 14   | 27         | 65   | 45   | 200      | 2901 |
| F90J1010SPLD | -10  | 5/8" | 16   | 7/8"    | 14   | 27         | 65.5 | 53.5 | 200      | 2901 |
| F90J1212SPLD | -12  | 3/4" | 19   | 1.1/16" | 12   | 32         | 94.5 | 62   | 200      | 2901 |
| F90J1616SPLD | -16  | 1"   | 25.4 | 1.5/16" | 12   | 38         | 132  | 77   | 160      | 2320 |

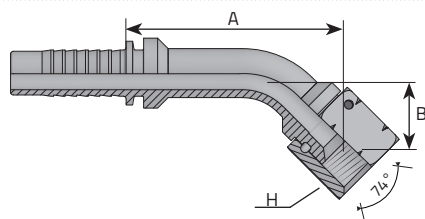


## JIC 37° ŻEŃSKA - 45° KOLANO - DRUTOWANA (1)



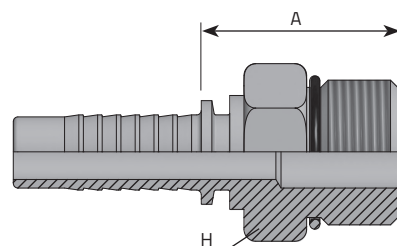
| Code       | Tube |       |      | Thread  |      | Dimensions |      |      | Pressure |      |
|------------|------|-------|------|---------|------|------------|------|------|----------|------|
|            | D.N. | Hose  | Diam | T       | t/1" | H          | B    | A    | Bar      | Psi  |
|            | Inch |       | mm   | Inch    |      | mm         | mm   | mm   |          |      |
| F45J0304SP | -3   | 3/16" | 4.8  | 7/16"   | 20   | 17         | 15   | 38   | 350      | 5076 |
| F45J0305SP | -3   | 3/16" | 4.8  | 1/2"    | 20   | 17         | 17   | 40   | 350      | 5076 |
| F45J0404SP | -4   | 1/4"  | 6.4  | 7/16"   | 20   | 17         | 15   | 38   | 350      | 5076 |
| F45J0405SP | -4   | 1/4"  | 6.4  | 1/2"    | 20   | 17         | 17   | 40   | 350      | 5076 |
| F45J0406SP | -4   | 1/4"  | 6.4  | 9/16"   | 18   | 19         | 16.5 | 39.5 | 250      | 3626 |
| F45J0505SP | -5   | 5/16" | 7.9  | 1/2"    | 20   | 17         | 17   | 40   | 350      | 5076 |
| F45J0506SP | -5   | 5/16" | 7.9  | 9/16"   | 18   | 19         | 18.5 | 49.5 | 250      | 3626 |
| F45J0508SP | -5   | 5/16" | 7.9  | 3/4"    | 16   | 24         | 19.5 | 50.5 | 250      | 3626 |
| F45J0606SP | -6   | 3/8"  | 9.5  | 9/16"   | 18   | 19         | 18   | 53   | 250      | 3626 |
| F45J0608SP | -6   | 3/8"  | 9.5  | 3/4"    | 16   | 24         | 19   | 54   | 250      | 3626 |
| F45J0610SP | -6   | 3/8"  | 9.5  | 7/8"    | 14   | 27         | 21   | 56   | 200      | 2901 |
| F45J0808SP | -8   | 1/2"  | 12.8 | 3/4"    | 16   | 24         | 20   | 62   | 200      | 2901 |
| F45J0810SP | -8   | 1/2"  | 12.8 | 7/8"    | 14   | 27         | 21   | 63   | 200      | 2901 |
| F45J0812SP | -8   | 1/2"  | 12.8 | 1.1/16" | 12   | 32         | 22   | 64   | 200      | 2901 |
| F45J1010SP | -10  | 5/8"  | 16   | 7/8"    | 14   | 27         | 22   | 60   | 200      | 2901 |
| F45J1012SP | -10  | 5/8"  | 16   | 1.1/16" | 12   | 32         | 25   | 63   | 200      | 2901 |

## JIC 37° ŽEŇSKA - 45° KOLANO - THRUST WIRE NUT (2)



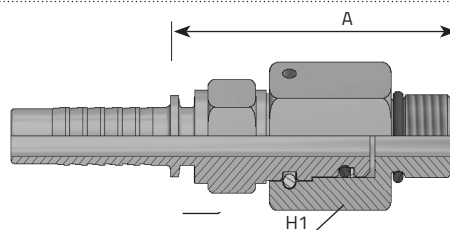
| Code       | Tube |        | Thread |         |      | Dimensions |      |      | Pressure |      |
|------------|------|--------|--------|---------|------|------------|------|------|----------|------|
|            | D.N. | Hose   | Diam   | T       | t/1" | H          | B    | A    | Bar      | Psi  |
|            |      | Inch   | mm     | Inch    |      | mm         | mm   | mm   |          |      |
| F45J1210SP | -12  | 3/4"   | 19     | 7/8"    | 14   | 27         | 29   | 62   | 200      | 2901 |
| F45J1212SP | -12  | 3/4"   | 19     | 1.1/16" | 12   | 32         | 29   | 62   | 200      | 2901 |
| F45J1216SP | -12  | 3/4"   | 19     | 1.5/16" | 12   | 41         | 29   | 63   | 160      | 2320 |
| F45J1612SP | -16  | 1"     | 25.4   | 1.1/16" | 12   | 32         | 39.5 | 100  | 200      | 2901 |
| F45J1616SP | -16  | 1"     | 25.4   | 1.5/16" | 12   | 41         | 39.5 | 88.5 | 160      | 2320 |
| F45J1620SP | -16  | 1"     | 25.4   | 1.5/8"  | 12   | 50         | 38.5 | 89.5 | 125      | 1813 |
| F45J2020SP | -20  | 1.1/4" | 31.8   | 1.5/8"  | 12   | 50         | 44   | 101  | 125      | 1813 |
| F45J2024SP | -20  | 1.1/4" | 31.8   | 1.7/8"  | 12   | 55         | 45   | 103  | 100      | 1450 |
| F45J2424SP | -24  | 1.1/2" | 38.1   | 1.7/8"  | 12   | 55         | 45   | 118  | 100      | 1450 |
| F45J2432SP | -24  | 1.1/2" | 38.1   | 2.1/2"  | 12   | 70         | 45.5 | 121  | 80       | 1160 |
| F45J3232SP | -32  | 2"     | 50.8   | 2.1/2"  | 12   | 70         | 65.5 | 156  | 80       | 1160 |

## O-RING PRZYŁĄCZENIOWA MĘSKA

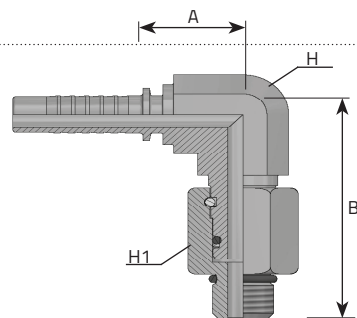


| Code    | Tube |        | Thread |         |      | Dimensions |      | Pressure |     |
|---------|------|--------|--------|---------|------|------------|------|----------|-----|
|         | D.N. | Hose   | Diam   | T       | t/1" | H          | A    | Bar      | Psi |
|         |      | Inch   | mm     | Inch    |      | mm         | mm   |          |     |
| MOB0404 | -4   | 1/4"   | 6.4    | 7/16"   | 20   | 14         | 23.5 |          |     |
| MOB0405 | -4   | 1/4"   | 6.4    | 1/2"    | 20   | 17         | 25.5 |          |     |
| MOB0406 | -4   | 1/4"   | 6.4    | 9/16"   | 18   | 17         | 28   |          |     |
| MOB0606 | -6   | 3/8"   | 9.5    | 9/16"   | 18   | 17         | 28   |          |     |
| MOB0608 | -6   | 3/8"   | 9.5    | 3/4"    | 16   | 22         | 30.5 |          |     |
| MOB0610 | -6   | 3/8"   | 9.5    | 7/8"    | 14   | 27         | 34.5 |          |     |
| MOB0808 | -8   | 1/2"   | 12.8   | 3/4"    | 16   | 22         | 31   |          |     |
| MOB0810 | -8   | 1/2"   | 12.8   | 7/8"    | 14   | 27         | 35   |          |     |
| MOB0812 | -8   | 1/2"   | 12.8   | 1.1/16" | 12   | 32         | 39   |          |     |
| MOB1008 | -10  | 5/8"   | 16     | 3/4"    | 16   | 24         | 31.5 |          |     |
| MOB1010 | -10  | 5/8"   | 16     | 7/8"    | 14   | 27         | 35   |          |     |
| MOB1012 | -10  | 5/8"   | 16     | 1.1/16" | 12   | 32         | 39   |          |     |
| MOB1212 | -12  | 3/4"   | 19     | 1.1/16" | 12   | 32         | 39   |          |     |
| MOB1216 | -12  | 3/4"   | 19     | 1.5/16" | 12   | 38         | 41.5 |          |     |
| MOB1616 | -16  | 1"     | 25.4   | 1.5/16" | 12   | 38         | 43   |          |     |
| MOB1620 | -16  | 1"     | 25.4   | 1.5/8"  | 12   | 46         | 44   |          |     |
| MOB2020 | -20  | 1".1/4 | 31.8   | 1.5/8"  | 12   | 46         | 44.5 |          |     |

## O-RING PRZYŁĄCZENIOWA NAKRĘTKA OBROTOWA MĘSKA

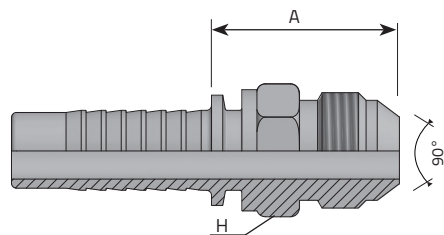


| Code        | Tube |      |      | Thread  |      | Dimensions |    |      | Pressure |      |
|-------------|------|------|------|---------|------|------------|----|------|----------|------|
|             | D.N. | Hose | Diam | T       | t/1" | H          | H1 | A    | Bar      | Psi  |
|             | Inch | mm   | Inch |         | mm   | mm         | mm |      |          |      |
| * MOB0404SW | -4   | 1/4" | 6.4  | 7/16"   | 20   | 14         | 17 | 49   | 350      | 5076 |
| * MOB0406SW | -4   | 1/4" | 6.4  | 9/16"   | 18   | 17         | 22 | 51,4 | 350      | 5076 |
| * MOB0604SW | -6   | 3/8" | 9.5  | 7/16"   | 20   | 17         | 17 | 52   | 350      | 5076 |
| * MOB0606SW | -6   | 3/8" | 9.5  | 9/16"   | 18   | 17         | 22 | 54,4 | 350      | 5076 |
| * MOB0608SW | -6   | 3/8" | 9.5  | 3/4"    | 16   | 22         | 27 | 58   | 350      | 5076 |
| * MOB0806SW | -8   | 1/2" | 12.8 | 9/16"   | 18   | 22         | 22 | 55,4 | 350      | 5076 |
| * MOB0808SW | -8   | 1/2" | 12.8 | 3/4"    | 16   | 22         | 27 | 58,5 | 350      | 5076 |
| * MOB0812SW | -8   | 1/2" | 12.8 | 1.1/16" | 12   | 27         | 32 | 62,8 | 280      | 4061 |
| * MOB1212SW | -12  | 3/4" | 19   | 1.1/16" | 12   | 32         | 32 | 71,5 | 280      | 4061 |
| * MOB1616SW | -16  | 1"   | 25.4 | 1.5/16" | 12   | 38         | 38 | 74   | 200      | 2901 |

**90° SAE NAKRĘTKA OBROTOWA MĘSKA  
O-RING PRZYŁĄCZENIOWA (KOMPAKT)**


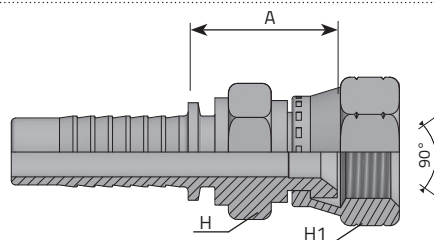
|   | Code        | Tube |      |      | Thread  |      | Dimensions |    |      |      | Pressure |      |
|---|-------------|------|------|------|---------|------|------------|----|------|------|----------|------|
|   |             | D.N. | Hose | Diam | T       | t/1" | H          | H1 | B    | A    | Bar      | Psi  |
|   |             |      | Inch | mm   | Inch    |      | mm         | mm | mm   | mm   |          |      |
| * | MOB900404SW | -4   | 1/4" | 6.4  | 7/16"   | 20   | 22         | 17 | 52   | 23   | 350      | 5076 |
| * | MOB900406SW | -4   | 1/4" | 6.4  | 9/16"   | 18   | 22         | 22 | 54,4 | 23   | 350      | 5076 |
| * | MOB900604SW | -6   | 3/8" | 9.5  | 7/16"   | 20   | 22         | 17 | 52   | 23   | 350      | 5076 |
| * | MOB900606SW | -6   | 3/8" | 9.5  | 9/16"   | 18   | 22         | 22 | 54,4 | 23   | 350      | 5076 |
| * | MOB900608SW | -6   | 3/8" | 9.5  | 3/4"    | 16   | 22         | 27 | 57,5 | 23   | 350      | 5076 |
| * | MOB900806SW | -8   | 1/2" | 12.8 | 9/16"   | 18   | 22         | 22 | 54,4 | 23,5 | 350      | 5076 |
| * | MOB900808SW | -8   | 1/2" | 12.8 | 3/4"    | 16   | 22         | 27 | 57,5 | 23,5 | 350      | 5076 |
| * | MOB900812SW | -8   | 1/2" | 12.8 | 1.1/16" | 12   | 27         | 32 | 71,5 | 23,5 | 280      | 4061 |
| * | MOB901212SW | -12  | 3/4" | 19   | 1.1/16" | 12   | 27         | 32 | 71,5 | 25   | 280      | 4061 |
| * | MOB901616SW | -16  | 1"   | 25.4 | 1.5/16" | 12   | 33         | 38 | 72,5 | 32,5 | 200      | 2901 |

## SAE 45° MĘSKA



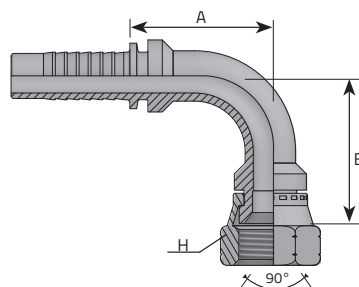
| Code       | Tube |      | Thread |         |      | Dimensions |      | Pressure |      |
|------------|------|------|--------|---------|------|------------|------|----------|------|
|            | D.N. | Hose | Diam   | T       | t/1" | H          | A    | Bar      | Psi  |
|            | Inch |      | mm     | Inch    |      | mm         | mm   |          |      |
| MJ0404SV45 | -4   | 1/4" | 6.4    | 7/16"   | 20   | 14         | 25.2 | 450      | 6526 |
| MJ0405SV45 | -4   | 1/4" | 6.4    | 1/2"    | 20   | 14         | -    | 450      | 6526 |
| MJ0607SV45 | -6   | 3/8" | 9.5    | 5/8"    | 18   | 17         | 29   | -        | -    |
| MJ0608SV45 | -6   | 3/8" | 9.5    | 3/4"    | 16   | 19         | 30.5 | 415      | 6018 |
| MJ0808SV45 | -8   | 1/2" | 12.8   | 3/4"    | 16   | 19         | 31   | 415      | 6018 |
| MJ0810SV45 | -8   | 1/2" | 12.8   | 7/8"    | 14   | 24         | 35   | 350      | 5076 |
| MJ1212SV45 | -12  | 3/4" | 19     | 1.1/16" | 12   | 30         | 40.5 | 350      | 5076 |

## SAE 45° ŻEŃSKA (PODWÓJNY SZEŚCIOKĄT)



| Code         | Tube |      | Thread |         |      | Dimensions |    |      | Pressure |      |
|--------------|------|------|--------|---------|------|------------|----|------|----------|------|
|              | D.N. | Hose | Diam   | T       | t/1" | H          | H1 | A    | Bar      | Psi  |
|              | Inch |      | mm     | Inch    |      | mm         | mm | mm   |          |      |
| FDJ0404GIR45 | -4   | 1/4" | 6.4    | 7/16"   | 20   | 14         | 14 | 20.7 | 350      | 5076 |
| FDJ0405GIR45 | -4   | 1/4" | 6.4    | 1/2"    | 20   | 14         | 17 | 21.4 | 350      | 5076 |
| FDJ0607GIR45 | -6   | 3/8" | 9.5    | 5/8"    | 18   | 17         | 22 | 25.2 | -        | -    |
| FDJ0608GIR45 | -6   | 3/8" | 9.5    | 3/4"    | 16   | 19         | 22 | 27.3 | 250      | 3626 |
| FDJ0808GIR45 | -8   | 1/2" | 12.8   | 3/4"    | 16   | 19         | 22 | 27.8 | 250      | 3626 |
| FDJ0810GIR45 | -8   | 1/2" | 12.8   | 7/8"    | 14   | 22         | -  | 29.5 | 200      | 2900 |
| FDJ1212GIR45 | -12  | 3/4" | 19     | 1.1/16" | 14   | 27         | 32 | 35   | 200      | 2900 |

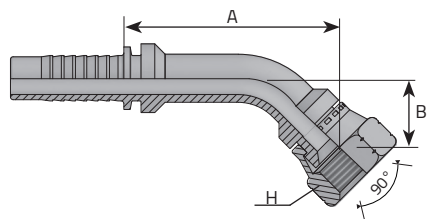
## SAE 45° ŽEŇSKA - 90° KOLANO



| Code         | Tube |       |      | Thread  |      | Dimensions |      |      | Pressure |      |
|--------------|------|-------|------|---------|------|------------|------|------|----------|------|
|              | D.N. | Hose  | Diam | T       | t/1" | H          | B    | A    | Bar      | Psi  |
|              | Inch |       | mm   | Inch    |      | mm         | mm   | mm   |          |      |
| F90J0404SV45 | -4   | 1/4"  | 6.4  | 7/16"   | 20   | 15         | 26   | 23   | 350      | 5076 |
| F90J0405SV45 | -4   | 1/4"  | 6.4  | 1/2"    | 20   | 17         | 27   | 23   | 350      | 5076 |
| F90J0507SV45 | -5   | 5/16" | 7.9  | 5/8"    | 18   | 22         | 32.5 | 31.5 | -        | -    |
| F90J0607SV45 | -6   | 3/8"  | 9.5  | 5/8"    | 18   | 22         | 35.5 | 33   | -        | -    |
| F90J0608SV45 | -6   | 3/8"  | 9.5  | 3/4"    | 16   | 24         | 36.5 | 33   | 250      | 3626 |
| F90J0808SV45 | -8   | 1/2"  | 12.8 | 3/4"    | 16   | 24         | 41   | 39   | 250      | 3626 |
| F90J1212SV45 | -12  | 3/4"  | 19   | 1.1/16" | 14   | 32         | 58   | 53.5 | 200      | 2900 |

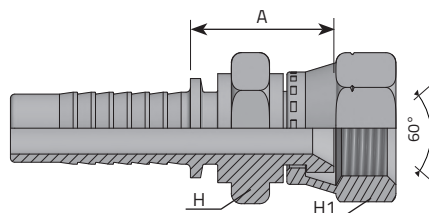


## SAE 45° ŽEŇSKA - 45° KOLANO



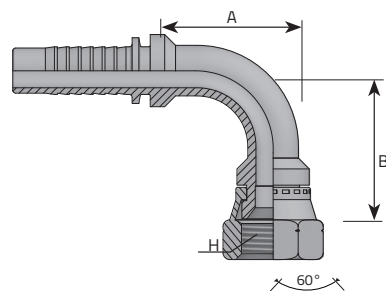
| Code         | Tube |      | Thread |         |      | Dimensions |    |    | Pressure |      |
|--------------|------|------|--------|---------|------|------------|----|----|----------|------|
|              | D.N. | Hose | Diam   | T       | t/1" | H          | B  | A  | Bar      | Psi  |
|              | Inch |      | mm     | Inch    |      | mm         | mm | mm |          |      |
| F45J0404SV45 | -4   | 1/4" | 6.4    | 7/16"   | 20   | 15         | 15 | 38 | 350      | 5076 |
| F45J0405SV45 | -4   | 1/4" | 6.4    | 1/2"    | 20   | 17         | 17 | 40 | 350      | 5076 |
| F45J0607SV45 | -6   | 3/8" | 9.5    | 5/8"    | 18   | 22         | 19 | 54 |          |      |
| F45J0608SV45 | -6   | 3/8" | 9.5    | 3/4"    | 16   | 24         | 19 | 54 | 250      | 3626 |
| F45J0808SV45 | -8   | 1/2" | 12.8   | 3/4"    | 16   | 24         | 20 | 62 | 200      | 2900 |
| F45J0810SV45 | -8   | 1/2" | 12.8   | 7/8"    | 14   | 27         | 21 | 63 | 200      | 2900 |
| F45J0812SV45 | -8   | 1/2" | 12.8   | 1.1/16" | 14   | 32         | 22 | 64 | 200      | 2900 |
| F45J1212SV45 | -12  | 3/4" | 19     | 1.1/16" | 14   | 32         | 29 | 62 | 200      | 2900 |

## KOMATSU STYLE METRYCZNA ŻEŃSKA



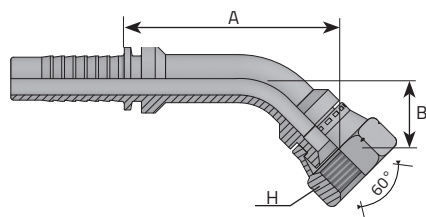
| Code           | Tube       |               | Thread      |                   | Dimensions |           |           | Pressure    |            |             |
|----------------|------------|---------------|-------------|-------------------|------------|-----------|-----------|-------------|------------|-------------|
|                | D.N.       | Hose          | Diam        | T                 | t/1"       | H         | H1        | A           | Bar        | Psi         |
|                | Inch       |               | mm          | mm                |            | mm        | mm        | mm          |            |             |
| FDK0414        | -4         | 1/4"          | 6.4         | M14 x 1.5         |            | 17        | 19        | 24.2        | 350        | 5076        |
| <b>FDK0416</b> | <b>-4</b>  | <b>1/4"</b>   | <b>6.4</b>  | <b>M 16 x 1.5</b> |            | <b>19</b> | <b>22</b> | <b>24.2</b> | <b>280</b> | <b>4061</b> |
| FDK0516        | -5         | 5/16"         | 7.9         | M16 x 1.5         |            | 19        | 22        | 24.2        | 280        | 4061        |
| <b>FDK0614</b> | <b>-6</b>  | <b>3/8"</b>   | <b>9.5</b>  | <b>M14 x 1.5</b>  |            | <b>17</b> | <b>19</b> | <b>24.2</b> | <b>280</b> | <b>4061</b> |
| FDK0616        | -6         | 3/8"          | 9.5         | M16 x 1.5         |            | 19        | 22        | 24.2        | 280        | 4061        |
| <b>FDK0618</b> | <b>-6</b>  | <b>3/8"</b>   | <b>9.5</b>  | <b>M18 x 1.5</b>  |            | <b>24</b> | <b>24</b> | <b>25.8</b> | <b>280</b> | <b>4061</b> |
| FDK0818        | -8         | 1/2"          | 12.8        | M18 x 1.5         |            | 24        | 24        | 26.3        | 280        | 4061        |
| <b>FDK0820</b> | <b>-8</b>  | <b>1/2"</b>   | <b>12.8</b> | <b>M20 x 1.5</b>  |            | <b>27</b> | <b>27</b> | <b>29</b>   | <b>200</b> | <b>2901</b> |
| FDK0822        | -8         | 1/2"          | 12.8        | M22 x 1.5         |            | 27        | 27        | 29          | 200        | 2901        |
| <b>FDK0824</b> | <b>-8</b>  | <b>1/2"</b>   | <b>12.8</b> | <b>M24 x 1.5</b>  |            | <b>32</b> | <b>32</b> | <b>32</b>   | <b>200</b> | <b>2901</b> |
| FDK1022        | -10        | 5/8"          | 16          | M22 x 1.5         |            | 27        | 27        | 29          | 200        | 2901        |
| <b>FDK1024</b> | <b>-10</b> | <b>5/8"</b>   | <b>16</b>   | <b>M24 x 1.5</b>  |            | <b>32</b> | <b>32</b> | <b>32.5</b> | <b>200</b> | <b>2901</b> |
| FDK1230        | -12        | 3/4"          | 19          | M30 x 1.5         |            | 36        | 36        | 32.5        | 160        | 2320        |
| <b>FDK1633</b> | <b>-16</b> | <b>1"</b>     | <b>25.4</b> | <b>M33 x 1.5</b>  |            | <b>41</b> | <b>41</b> | <b>34.6</b> | <b>160</b> | <b>2320</b> |
| FDK2036        | -20        | 1.1/4"        | 31.8        | M36 x 1.5         |            | 46        | 46        | 37.5        | 125        | 1813        |
| <b>FDK2442</b> | <b>-24</b> | <b>1.1/2"</b> | <b>38.1</b> | <b>M42 x 1.5</b>  |            | <b>50</b> | <b>50</b> | <b>36.1</b> | <b>100</b> | <b>1450</b> |

## KOMATSU STYLE ŽEŇSKA - 90° KOLANO



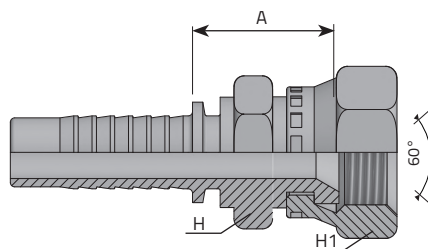
| Code     | Tube |        | Thread |           | Dimensions |    |       | Pressure |     |      |
|----------|------|--------|--------|-----------|------------|----|-------|----------|-----|------|
|          | D.N. | Hose   | Diam   | T         | t/1"       | H  | B     | A        | Bar | Psi  |
|          | Inch |        | mm     | mm        |            | mm | mm    | mm       |     |      |
| F90K0414 | -4   | 1/4"   | 6.4    | M14 x 1.5 |            | 19 | 27    | 23       | 350 | 5076 |
| F90K0416 | -4   | 1/4"   | 6.4    | M16 x 1.5 |            | 22 | 27    | 23       | 250 | 3626 |
| F90K0516 | -5   | 5/16"  | 7.9    | M16 x 1.5 |            | 22 | 32    | 31.5     | 250 | 3626 |
| F90K0614 | -6   | 3/8"   | 9.5    | M14 x 1.5 |            | 19 | 35    | 33       | 250 | 3626 |
| F90K0616 | -6   | 3/8"   | 9.5    | M16 x 1.5 |            | 22 | 35    | 33       | 250 | 3626 |
| F90K0618 | -6   | 3/8"   | 9.5    | M18 x 1.5 |            | 24 | 36.5  | 33       | 250 | 3626 |
| F90K0818 | -8   | 1/2"   | 12.8   | M18 x 1.5 |            | 24 | 41    | 39       | 250 | 3626 |
| F90K0820 | -8   | 1/2"   | 12.8   | M20 x 1.5 |            | 27 | 43.5  | 39       | 200 | 2901 |
| F90K0822 | -8   | 1/2"   | 12.8   | M22 x 1.5 |            | 27 | 43.5  | 39       | 200 | 2901 |
| F90K0824 | -8   | 1/2"   | 12.8   | M24 x 1.5 |            | 32 | 50    | 39       | 200 | 2901 |
| F90K1022 | -10  | 5/8"   | 16     | M22 x 1.5 |            | 27 | 50    | 49       | 200 | 2901 |
| F90K1024 | -10  | 5/8"   | 16     | M24 x 1.5 |            | 32 | 55    | 49       | 200 | 2901 |
| F90K1230 | -12  | 3/4"   | 19     | M30 x 1.5 |            | 36 | 62.5  | 53.5     | 160 | 2320 |
| F90K1633 | -16  | 1"     | 25.4   | M33 x 1.5 |            | 41 | 69.5  | 73       | 160 | 2320 |
| F90K2036 | -20  | 1.1/4" | 31.8   | M36 x 1.5 |            | 46 | 88    | 89       | 125 | 1813 |
| F90K2442 | -24  | 1.1/2" | 38.1   | M42 x 1.5 |            | 50 | 106.5 | 101      | 100 | 1450 |

## KOMATSU STYLE ŽEŇSKA - 45° KOLANO



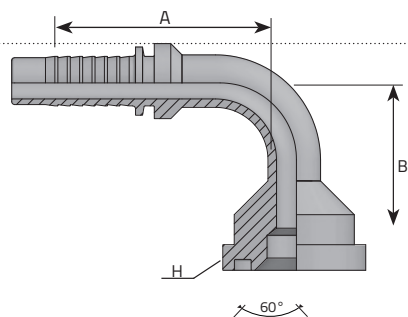
| Code     | Tube |        | Thread |           | Dimensions |    |      | Pressure |     |      |
|----------|------|--------|--------|-----------|------------|----|------|----------|-----|------|
|          | D.N. | Hose   | Diam   | T         | t/1"       | H  | B    | A        | Bar | Psi  |
|          | Inch |        | mm     | mm        |            | mm | mm   | mm       |     |      |
| F45K0414 | -4   | 1/4"   | 6.4    | M14 x 1.5 |            | 19 | 17   | 40       | 350 | 5076 |
| F45K0416 | -4   | 1/4"   | 6.4    | M16 x 1.5 |            | 22 | 17   | 40       | 250 | 3626 |
| F45K0516 | -5   | 5/16"  | 7.9    | M16 x 1.5 |            | 22 | 18.5 | 49.5     | 250 | 3626 |
| F45K0614 | -6   | 3/8"   | 9.5    | M14 x 1.5 |            | 19 | 18   | 53       | 250 | 3626 |
| F45K0616 | -6   | 3/8"   | 9.5    | M16 x 1.5 |            | 22 | 18   | 53       | 250 | 3626 |
| F45K0618 | -6   | 3/8"   | 9.5    | M18 x 1.5 |            | 24 | 19   | 54       | 250 | 3626 |
| F45K0818 | -8   | 1/2"   | 12.8   | M18 x 1.5 |            | 24 | 20   | 62       | 250 | 3626 |
| F45K0820 | -8   | 1/2"   | 12.8   | M20 x 1.5 |            | 27 | 22   | 63       | 200 | 2901 |
| F45K0822 | -8   | 1/2"   | 12.8   | M22 x 1.5 |            | 27 | 22   | 63       | 200 | 2901 |
| F45K0824 | -8   | 1/2"   | 12.8   | M24 x 1.5 |            | 32 | 22   | 64       | 200 | 2901 |
| F45K1022 | -10  | 5/8"   | 16     | M22 x 1.5 |            | 27 | 22   | 60       | 200 | 2901 |
| F45K1024 | -10  | 5/8"   | 16     | M24 x 1.5 |            | 32 | 25   | 63       | 200 | 2901 |
| F45K1230 | -12  | 3/4"   | 19     | M30 x 1.5 |            | 36 | 29   | 63       | 160 | 2320 |
| F45K1633 | -16  | 1"     | 25.4   | M33 x 1.5 |            | 41 | 39.5 | 88.5     | 160 | 2320 |
| F45K2036 | -20  | 1.1/4" | 31.8   | M36 x 1.5 |            | 46 | 40   | 101      | 125 | 1813 |
| F45K2442 | -24  | 1.1/2" | 38.1   | M42 x 1.5 |            | 50 | 39   | 118      | 100 | 1450 |

## TOYOTA STYLE ŽEŇSKA



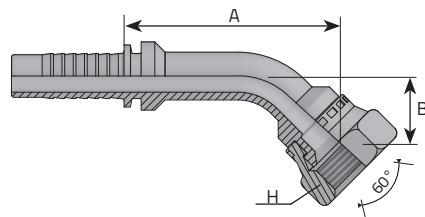
| Code    | Tube |        | Thread |        |      | Dimensions |    |       | Pressure |      |
|---------|------|--------|--------|--------|------|------------|----|-------|----------|------|
|         | D.N. | Hose   | Diam   | T      | t/1" | H          | H1 | A     | Bar      | Psi  |
|         | Inch |        | mm     | Inch   |      | mm         | mm | mm    |          |      |
| FDT0404 | -4   | 1/4"   | 6.4    | 1/4"   | 19   | 17         | 19 | 51    | 350      | 5076 |
| FDT0606 | -6   | 3/8"   | 9.5    | 3/8"   | 19   | 19         | 22 | 54    | 280      | 4061 |
| FDT0808 | -8   | 1/2"   | 12.8   | 1/2"   | 14   | 22         | 27 | 60.5  | 200      | 2901 |
| FDT1212 | -12  | 3/4"   | 19     | 3/4"   | 14   | 27         | 32 | 70.5  | 200      | 2901 |
| FDT1616 | -16  | 1"     | 25.4   | 1"     | 11   | 32         | 38 | 88    | 160      | 2320 |
| FDT2020 | -20  | 1.1/4" | 31.8   | 1.1/4" | 11   | 41         | 50 | 97.5  | 125      | 1813 |
| FDT2424 | -24  | 1.1/2" | 38.1   | 1.1/2" | 11   | 50         | 55 | 110.5 | 100      | 1450 |

## TOYOTA STYLE ŽEŇSKA - 90° KOLANO



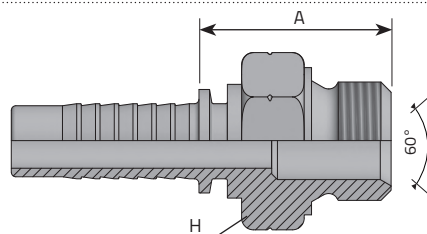
| Code     | Tube |        | Thread |        | Dimensions |    |       | Pressure |     |      |
|----------|------|--------|--------|--------|------------|----|-------|----------|-----|------|
|          | D.N. | Hose   | Diam   | T      | t/1"       | H  | B     | A        | Bar | Psi  |
|          | Inch |        | mm     | Inch   |            | mm | mm    | mm       |     |      |
| F90T0404 | -4   | 1/4"   | 6.4    | 1/4"   | 19         | 19 | 26    | 23       | 350 | 5076 |
| F90T0606 | -6   | 3/8"   | 9.5    | 3/8"   | 19         | 22 | 34.5  | 33       | 280 | 4061 |
| F90T0808 | -8   | 1/2"   | 12.8   | 1/2"   | 14         | 27 | 41    | 39       | 200 | 2901 |
| F90T1212 | -12  | 3/4"   | 19     | 3/4"   | 14         | 32 | 54.5  | 53.5     | 200 | 2901 |
| F90T1616 | -16  | 1"     | 25.4   | 1"     | 11         | 38 | 68    | 73       | 160 | 2320 |
| F90T2020 | -20  | 1.1/4" | 31.8   | 1.1/2" | 11         | 50 | 88.5  | 89       | 125 | 1813 |
| F90T2424 | -24  | 1.1/2" | 38.1   | 1.1/2" | 11         | 55 | 109.5 | 101      | 100 | 1450 |

## TOYOTA STYLE ŽEŇSKA 45° KOLANO



| Code     | Tube |        | Thread |        | Dimensions |    |      |     | Pressure |      |
|----------|------|--------|--------|--------|------------|----|------|-----|----------|------|
|          | D.N. | Hose   | Diam   | T      | t/1"       | H  | B    | A   | Bar      | Psi  |
|          | Inch |        | mm     | Inch   |            | mm | mm   | mm  |          |      |
| F45T0404 | -4   | 1/4"   | 6.4    | 1/4"   | 19         | 19 | 14   | 40  | 350      | 5076 |
| F45T0606 | -6   | 3/8"   | 9.5    | 3/8"   | 19         | 22 | 16.5 | 55  | 280      | 4061 |
| F45T0808 | -8   | 1/2"   | 12.8   | 1/2"   | 14         | 27 | 19   | 65  | 200      | 2901 |
| F45T1212 | -12  | 3/4"   | 19     | 3/4"   | 14         | 32 | 24.5 | 63  | 200      | 2901 |
| F45T1616 | -16  | 1"     | 25.4   | 1"     | 11         | 38 | 37   | 90  | 160      | 2320 |
| F45T2020 | -20  | 1.1/4" | 31.8   | 1.1/4" | 11         | 50 | 39.5 | 102 | 125      | 1813 |
| F45T2424 | -24  | 1.1/2" | 38.1   | 1.1/2" | 11         | 55 | 40.5 | 118 | 100      | 1450 |

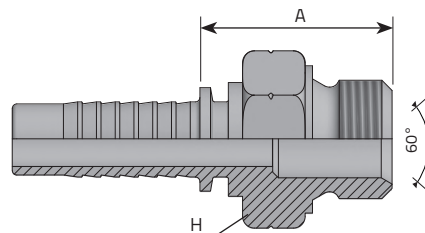
## METRYCZNA MĘSKA -STOŻEK 60° (1)



| Code   | Tube |       |      | Thread    | Dimensions |      | Pressure |      |     |
|--------|------|-------|------|-----------|------------|------|----------|------|-----|
|        | D.N. | Hose  | Diam |           | T          | H    | A        | Bar  | Psi |
|        | Inch |       | mm   |           | mm         | mm   | mm       |      |     |
| MM0310 | -3   | 3/16" | 4.8  | M10 x 1   | 14         | 21   | 400      | 5801 |     |
| MM0312 | -3   | 3/16" | 4.8  | M12 x 1.5 | 17         | 24.5 | 400      | 5801 |     |
| MM0410 | -4   | 1/4"  | 6.4  | M10 x 1   | 14         | 21   | 400      | 5801 |     |
| MM0412 | -4   | 1/4"  | 6.4  | M12 x 1.5 | 17         | 25.5 | 400      | 5801 |     |
| MM0414 | -4   | 1/4"  | 6.4  | M14 x 1.5 | 19         | 27   | 400      | 5801 |     |
| MM0416 | -4   | 1/4"  | 6.4  | M16 x 1.5 | 22         | 29   | 400      | 5801 |     |
| MM0418 | -4   | 1/4"  | 6.4  | M18 x 1.5 | 24         | 29   | 400      | 5801 |     |
| MM0514 | -5   | 5/16" | 7.9  | M14 x 1.5 | 19         | 27   | 350      | 5076 |     |
| MM0516 | -5   | 5/16" | 7.9  | M16 x 1.5 | 22         | 29   | 350      | 5076 |     |
| MM0518 | -5   | 5/16" | 7.9  | M18 x 1.5 | 24         | 29   | 350      | 5076 |     |
| MM0614 | -6   | 3/8"  | 9.5  | M14 x 1.5 | 19         | 27   | 400      | 5801 |     |
| MM0616 | -6   | 3/8"  | 9.5  | M16 x 1.5 | 22         | 29   | 400      | 5801 |     |
| MM0618 | -6   | 3/8"  | 9.5  | M18 x 1.5 | 24         | 29   | 400      | 5801 |     |
| MM0620 | -6   | 3/8"  | 9.5  | M20 x 1.5 | 27         | 32   | 350      | 5076 |     |
| MM0622 | -6   | 3/8"  | 9.5  | M22 x 1.5 | 27         | 32   | 350      | 5076 |     |
| MM0818 | -8   | 1/2"  | 12.8 | M18 x 1.5 | 24         | 29   | 400      | 5801 |     |

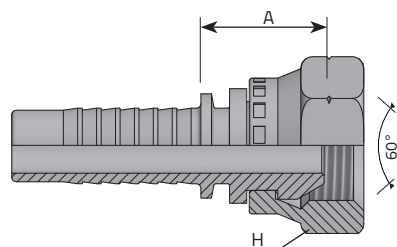


## METRYCZNA MĘSKA - STOŻEK 60° (2)



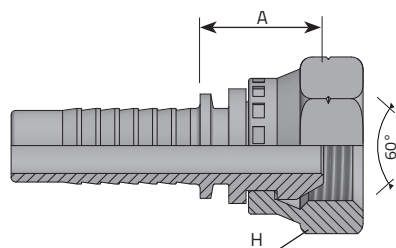
| Code   | Tube |        | Thread |           | Dimensions |      | Pressure |      |
|--------|------|--------|--------|-----------|------------|------|----------|------|
|        | D.N. | Hose   | Diam   | T         | H          | A    | Bar      | Psi  |
|        | Inch |        | mm     | mm        | mm         | mm   |          |      |
| MM0820 | -8   | 1/2"   | 12.8   | M20 x 1.5 | 27         | 33   | 350      | 5076 |
| MM0822 | -8   | 1/2"   | 12.8   | M22 x 1.5 | 27         | 33   | 350      | 5076 |
| MM0824 | -8   | 1/2"   | 12.8   | M24 x 1.5 | 30         | 36   | 315      | 4568 |
| MM0826 | -8   | 1/2"   | 12.8   | M26 x 1.5 | 32         | 36   | 315      | 4568 |
| MM1026 | -10  | 5/8"   | 16     | M26 x 1.5 | 32         | 36   | 315      | 4568 |
| MM1226 | -12  | 3/4"   | 19     | M26 x 1.5 | 32         | 37   | 315      | 4568 |
| MM1230 | -12  | 3/4"   | 19     | M30 x 1.5 | 36         | 36   | 250      | 3626 |
| MM1638 | -16  | 1"     | 25.4   | M38 x 1.5 | 46         | 37   | 200      | 2901 |
| MM2045 | -20  | 1.1/4" | 31.8   | M45 x 1.5 | 50         | 43.5 | 160      | 2320 |
| MM2452 | -24  | 1.1/2" | 38.1   | M52 x 1.5 | 55         | 46   | 125      | 1813 |

## METRYCZNA ŻEŃSKA - 60° STOŻEK (1)



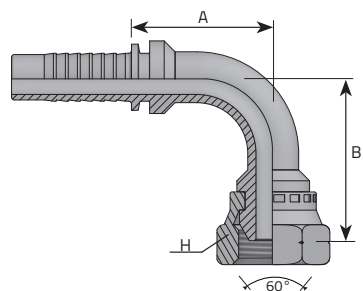
| Code    | Tube |       | Thread |           | Dimensions |    | Pressure |      |
|---------|------|-------|--------|-----------|------------|----|----------|------|
|         | D.N. | Hose  | Diam   | T         | H          | A  | Bar      | Psi  |
|         | Inch |       | mm     | mm        | mm         | mm |          |      |
| FDM0310 | -3   | 3/16" | 4.8    | M10 x 1   | 15         | 18 | 350      | 5076 |
| FDM0312 | -3   | 3/16" | 4.8    | M12 x 1.5 | 17         | 18 | 350      | 5076 |
| FDM0410 | -4   | 1/4"  | 6.4    | M10 x 1   | 15         | 18 | 350      | 5076 |
| FDM0412 | -4   | 1/4"  | 6.4    | M12 x 1.5 | 17         | 18 | 350      | 5076 |
| FDM0414 | -4   | 1/4"  | 6.4    | M14 x 1.5 | 19         | 18 | 350      | 5076 |
| FDM0416 | -4   | 1/4"  | 6.4    | M16 x 1.5 | 22         | 19 | 350      | 5076 |
| FDM0418 | -4   | 1/4"  | 6.4    | M18 x 1.5 | 22         | 19 | 350      | 5076 |
| FDM0514 | -5   | 5/16" | 7.9    | M14 x 1.5 | 19         | 18 | 350      | 5076 |
| FDM0516 | -5   | 5/16" | 7.9    | M16 x 1.5 | 22         | 19 | 350      | 5076 |
| FDM0518 | -5   | 5/16" | 7.9    | M18 x 1.5 | 22         | 19 | 350      | 5076 |
| FDM0614 | -6   | 3/8"  | 9.5    | M14 x 1.5 | 19         | 19 | 350      | 5076 |
| FDM0616 | -6   | 3/8"  | 9.5    | M16 x 1.5 | 22         | 20 | 350      | 5076 |
| FDM0618 | -6   | 3/8"  | 9.5    | M18 x 1.5 | 22         | 20 | 350      | 5076 |
| FDM0620 | -6   | 3/8"  | 9.5    | M20 x 1.5 | 27         | 21 | 315      | 4568 |
| FDM0622 | -6   | 3/8"  | 9.5    | M22 x 1.5 | 27         | 21 | 315      | 4568 |
| FDM0818 | -8   | 1/2"  | 12.8   | M18 x 1.5 | 24         | 20 | 315      | 4568 |

## METRYCZNA ŻEŃSKA - 60° STOŻEK (2)



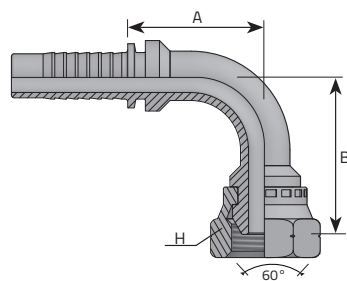
| Code      | Tube |        |      | Thread    | Dimensions |      | Pressure |      |
|-----------|------|--------|------|-----------|------------|------|----------|------|
|           | D.N. | Hose   | Diam | T         | H          | A    | Bar      | Psi  |
|           |      | Inch   | mm   | mm        | mm         | mm   |          |      |
| FDM0820   | -8   | 1/2"   | 12.8 | M20 x 1.5 | 27         | 22   | 315      | 4568 |
| FDM0822   | -8   | 1/2"   | 12.8 | M22 x 1.5 | 27         | 22   | 315      | 4568 |
| FDM0824   | -8   | 1/2"   | 12.8 | M24 x 1.5 | 30         | 23   | 250      | 3626 |
| FDM0826   | -8   | 1/2"   | 12.8 | M26 x 1.5 | 32         | 24   | 250      | 3626 |
| FDM1026   | -10  | 5/8"   | 16   | M26 x 1.5 | 32         | 24   | 250      | 3626 |
| FDM1027   | -10  | 5.8    | 16   | M27 x 1.5 | 32         | 24   | 250      | 3626 |
| FDM1226   | -12  | 3/4"   | 19   | M26 x 1.5 | 32         | 25   | 315      | 4568 |
| FDM1227   | -12  | 3/4"   | 19   | M27 x 1.5 | 32         | 25   | 250      | 3626 |
| * FDM1230 | -12  | 3/4"   | 19   | M30 x 1.5 | 36         | 26   | 200      | 2901 |
| FDM1233   | -12  | 3/4"   | 19   | M33 x 2   | 38         | 27.5 | 160      | 2320 |
| * FDM1638 | -16  | 1"     | 25.4 | M38 x 1.5 | 46         | 37   | 125      | 1813 |
| * FDM2045 | -20  | 1.1/4" | 31.8 | M45 x 1.5 | 50         | 32   | 125      | 1813 |
| * FDM2452 | -24  | 1.1/2" | 38.1 | M52 x 1.5 | 60         | 38.5 | 125      | 1813 |

## METRYCZNA ŻEŃSKA - 90° KOLANO (1)



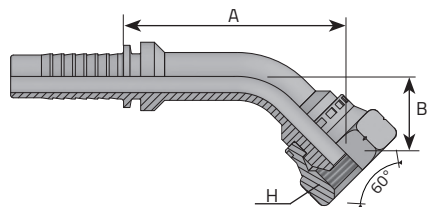
|      | Code     | Tube |       |      | Thread    | Dimensions |      |      | Pressure |      |
|------|----------|------|-------|------|-----------|------------|------|------|----------|------|
|      |          | D.N. | Hose  | Diam |           | T          | H    | B    | A        | Bar  |
| Inch |          | Inch | mm    | mm   |           | mm         | mm   | mm   |          |      |
|      | F90M0310 | -3   | 3/16" | 4.8  | M10 x 1   | 15         | 29   | 23   | 350      | 5076 |
|      | F90M0312 | -3   | 3/16" | 4.8  | M12 x 1.5 | 17         | 29   | 23   | 350      | 5076 |
|      | F90M0410 | -4   | 1/4"  | 6.4  | M10 x 1   | 15         | 29   | 23   | 350      | 5076 |
|      | F90M0412 | -4   | 1/4"  | 6.4  | M12 x 1.5 | 17         | 29   | 23   | 350      | 5076 |
|      | F90M0414 | -4   | 1/4"  | 6.4  | M14 x 1.5 | 19         | 29   | 23   | 350      | 5076 |
|      | F90M0416 | -4   | 1/4"  | 6.4  | M16 x 1.5 | 22         | 32   | 23   | 350      | 5076 |
|      | F90M0418 | -4   | 1/4"  | 6.4  | M18 x 1.5 | 22         | 32   | 23   | 350      | 5076 |
|      | F90M0514 | -5   | 5/16" | 7.9  | M14 x 1.5 | 19         | 33.5 | 31.5 | 350      | 5076 |
|      | F90M0516 | -5   | 5/16" | 7.9  | M16 x 1.5 | 22         | 35.5 | 31.5 | 350      | 5076 |
|      | F90M0518 | -5   | 5/16" | 7.9  | M18 x 1.5 | 22         | 35.5 | 31.5 | 350      | 5076 |
|      | F90M0614 | -6   | 3/8"  | 9.5  | M14 x 1.5 | 19         | 37   | 33   | 350      | 5076 |
|      | F90M0616 | -6   | 3/8"  | 9.5  | M16 x 1.5 | 22         | 38   | 33   | 350      | 5076 |
|      | F90M0618 | -6   | 3/8"  | 9.5  | M18 x 1.5 | 22         | 38   | 33   | 350      | 5076 |
|      | F90M0620 | -6   | 3/8"  | 9.5  | M20 x 1.5 | 27         | 42   | 33   | 315      | 4568 |
|      | F90M0622 | -6   | 3/8"  | 9.5  | M22 x 1.5 | 27         | 42   | 33   | 315      | 4568 |
|      | F90M0818 | -8   | 1/2"  | 12.8 | M18 x 1.5 | 24         | 43   | 39   | 315      | 4568 |

## METRYCZNA ŻEŃSKA - 90° KOLANO (2)



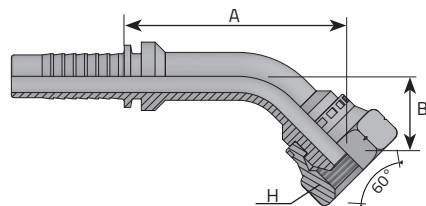
| Code              | Tube       |               |             | Thread           | Dimensions |            |             | Pressure   |             |     |
|-------------------|------------|---------------|-------------|------------------|------------|------------|-------------|------------|-------------|-----|
|                   | D.N.       | Hose          | Diam        |                  | T          | H          | B           | A          | Bar         | Psi |
|                   | Inch       |               | mm          |                  | mm         | mm         | mm          | mm         |             |     |
| F90M0820          | -8         | 1/2"          | 12.8        | M20 x 1.5        | 27         | 45         | 39          | 315        | 4568        |     |
| <b>F90M0822</b>   | <b>-8</b>  | <b>1/2"</b>   | <b>12.8</b> | <b>M22 x 1.5</b> | <b>27</b>  | <b>45</b>  | <b>39</b>   | <b>315</b> | <b>4568</b> |     |
| F90M0824          | -8         | 1/2"          | 12.8        | M24 x 1.5        | 30         | 47         | 39          | 250        | 3626        |     |
| <b>F90M0826</b>   | <b>-8</b>  | <b>1/2"</b>   | <b>12.8</b> | <b>M26 x 1.5</b> | <b>32</b>  | <b>51</b>  | <b>39</b>   | <b>250</b> | <b>3626</b> |     |
| F90M1026          | -10        | 5/8"          | 16          | M26 x 1.5        | 32         | 56         | 49          | 250        | 3626        |     |
| <b>F90M1027</b>   | <b>-10</b> | <b>5/8"</b>   | <b>16</b>   | <b>M27 x 1.5</b> | <b>32</b>  | <b>56</b>  | <b>49</b>   | <b>250</b> | <b>3626</b> |     |
| F90M1226          | -12        | 3/4"          | 19          | M26 x 1.5        | 32         | 59         | 53.5        | 250        | 3626        |     |
| <b>F90M1227</b>   | <b>-12</b> | <b>3/4"</b>   | <b>19</b>   | <b>M27 x 1.5</b> | <b>32</b>  | <b>59</b>  | <b>53.5</b> | <b>250</b> | <b>3626</b> |     |
| * F90M1230        | -12        | 3/4"          | 19          | M30 x 1.5        | 36         | 63         | 53.5        | -          | -           |     |
| * <b>F90M1638</b> | <b>-16</b> | <b>1"</b>     | <b>25.4</b> | <b>M38 x 1.5</b> | <b>46</b>  | <b>72</b>  | <b>73</b>   | <b>-</b>   | <b>-</b>    |     |
| * F90M2045        | -20        | 1.1/4"        | 31.8        | M45 x 1.5        | 50         | 89         | 93          | -          | -           |     |
| * <b>F90M2452</b> | <b>-24</b> | <b>1.1/2"</b> | <b>38.1</b> | <b>M52 x 1.5</b> | <b>55</b>  | <b>110</b> | <b>99</b>   | <b>-</b>   | <b>-</b>    |     |

## METRYCZNA ŻEŃSKA - 45° KOLANO (1)



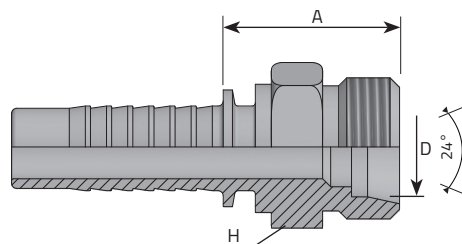
| Code     | Tube |       |      | Thread    | Dimensions |    |    | Pressure |      |     |
|----------|------|-------|------|-----------|------------|----|----|----------|------|-----|
|          | D.N. | Hose  | Diam |           | T          | H  | B  | A        | Bar  | Psi |
|          | Inch |       | mm   |           | mm         | mm | mm | mm       |      |     |
| F45M0310 | -3   | 3/16" | 4.8  | M10 x 1   | 15         | 17 | 40 | 350      | 5076 |     |
| F45M0312 | -3   | 3/16" | 4.8  | M12 x 1.5 | 17         | 17 | 40 | 350      | 5076 |     |
| F45M0410 | -4   | 1/4"  | 6.4  | M10 x 1   | 15         | 17 | 40 | 350      | 5076 |     |
| F45M0412 | -4   | 1/4"  | 6.4  | M12 x 1.5 | 17         | 17 | 40 | 350      | 5076 |     |
| F45M0414 | -4   | 1/4"  | 6.4  | M14 x 1.5 | 19         | 17 | 40 | 350      | 5076 |     |
| F45M0416 | -4   | 1/4"  | 6.4  | M16 x 1.5 | 22         | 20 | 43 | 350      | 5076 |     |
| F45M0418 | -4   | 1/4"  | 6.4  | M18 x 1.5 | 22         | 20 | 43 | 350      | 5076 |     |
| F45M0514 | -5   | 5/16" | 7.9  | M14 x 1.5 | 19         | 17 | 40 | 350      | 5076 |     |
| F45M0516 | -5   | 5/16" | 7.9  | M16 x 1.5 | 22         | 20 | 43 | 350      | 5076 |     |
| F45M0518 | -5   | 5/16" | 7.9  | M18 x 1.5 | 22         | 20 | 43 | 350      | 5076 |     |
| F45M0614 | -6   | 3/8"  | 9.5  | M14 x 1.5 | 19         | 20 | 55 | 350      | 5076 |     |
| F45M0616 | -6   | 3/8"  | 9.5  | M16 x 1.5 | 22         | 20 | 55 | 350      | 5076 |     |
| F45M0618 | -6   | 3/8"  | 9.5  | M18 x 1.5 | 22         | 20 | 55 | 350      | 5076 |     |
| F45M0620 | -6   | 3/8"  | 9.5  | M20 x 1.5 | 27         | 23 | 58 | 315      | 4568 |     |
| F45M0622 | -6   | 3/8"  | 9.5  | M22 x 1.5 | 27         | 23 | 58 | 315      | 4568 |     |
| F45M0818 | -8   | 1/2"  | 12.8 | M18 x 1.5 | 24         | 23 | 65 | 315      | 4568 |     |

## METRYCZNA ŻEŃSKA - 45° KOLANO (2)



| Code       | Tube |        | Thread |           | Dimensions |    |     | Pressure |      |
|------------|------|--------|--------|-----------|------------|----|-----|----------|------|
|            | D.N. | Hose   | Diam   | T         | H          | B  | A   | Bar      | Psi  |
|            |      | Inch   | mm     | mm        | mm         | mm | mm  |          |      |
| F45M0820   | -8   | 1/2"   | 12.8   | M20 x 1.5 | 27         | 23 | 65  | 315      | 4568 |
| F45M0822   | -8   | 1/2"   | 12.8   | M22 x 1.5 | 27         | 23 | 65  | 315      | 4568 |
| F45M0824   | -8   | 1/2"   | 12.8   | M24 x 1.5 | 30         | 21 | 66  | 250      | 3626 |
| F45M0826   | -8   | 1/2"   | 12.8   | M26 x 1.5 | 32         | 21 | 66  | 250      | 3626 |
| F45M1026   | -10  | 5/8"   | 16     | M26 x 1.5 | 32         | 26 | 64  | 250      | 3626 |
| F45M1027   | -10  | 5/8"   | 16     | M27 x 1.5 | 32         | 26 | 64  | 250      | 3626 |
| F45M1226   | -12  | 3/4"   | 19     | M26 x 1.5 | 32         | 29 | 63  | 250      | 3626 |
| F45M1227   | -12  | 3/4"   | 19     | M27 x 1.5 | 32         | 29 | 63  | 250      | 3626 |
| * F45M1230 | -12  | 3/4"   | 19     | M30 x 1.5 | 36         | 31 | 65  | -        | -    |
| * F45M1638 | -16  | 1"     | 25.4   | M38 x 1.5 | 46         | 41 | 90  | -        | -    |
| * F45M2045 | -20  | 1.1/4" | 31.8   | M45 x 1.5 | 50         | 45 | 103 | -        | -    |
| * F45M2452 | -24  | 1.1/2" | 38.1   | M52 x 1.5 | 55         | 53 | 119 | -        | -    |

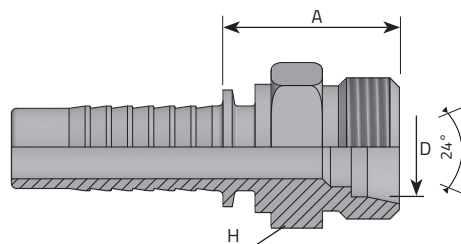
## METRYCZNA MĘSKA 24° STOŻEK - TYP L (1)



| Code             | Tube |              |             | Thread           | Dimensions |           |             | Pressure   |             |     |
|------------------|------|--------------|-------------|------------------|------------|-----------|-------------|------------|-------------|-----|
|                  | D.N. | Hose         | Diam        |                  | T          | D         | H           | A          | Bar         | Psi |
|                  | Inch |              | mm          |                  | mm         | mm        | mm          | mm         |             |     |
| ME0312L6         | -3   | 3/16"        | 4.8         | M12 x 1.5        | 6          | 14        | 22.5        | 250        | 3626        |     |
| <b>ME0314L8</b>  | -3   | <b>3/16"</b> | <b>4.8</b>  | <b>M14 x 1.5</b> | <b>8</b>   | <b>15</b> | <b>23</b>   | <b>250</b> | <b>3626</b> |     |
| ME0412L6         | -4   | 1/4"         | 6.4         | M12 x 1.5        | 6          | 14        | 23          | 250        | 3626        |     |
| <b>ME0414L8</b>  | -4   | <b>1/4"</b>  | <b>6.4</b>  | <b>M14 x 1.5</b> | <b>8</b>   | <b>15</b> | <b>23</b>   | <b>250</b> | <b>3626</b> |     |
| ME0416L10        | -4   | 1/4"         | 6.4         | M16 x 1.5        | 10         | 17        | 25          | 250        | 3626        |     |
| <b>ME0418L12</b> | -4   | <b>1/4"</b>  | <b>6.4</b>  | <b>M18 x 1.5</b> | <b>12</b>  | <b>19</b> | <b>26</b>   | <b>250</b> | <b>3626</b> |     |
| ME0514L8         | -5   | 5/16"        | 7.9         | M14 x 1.5        | 8          | 15        | 23          | 250        | 3626        |     |
| <b>ME0516L10</b> | -5   | <b>5/16"</b> | <b>7.9</b>  | <b>M16 x 1.5</b> | <b>10</b>  | <b>17</b> | <b>25</b>   | <b>250</b> | <b>3626</b> |     |
| ME0518L12        | -5   | 5/16"        | 7.9         | M18 x 1.5        | 12         | 19        | 26          | 250        | 3626        |     |
| <b>ME0616L10</b> | -6   | <b>3/8"</b>  | <b>9.5</b>  | <b>M16 x 1.5</b> | <b>10</b>  | <b>17</b> | <b>25</b>   | <b>250</b> | <b>3626</b> |     |
| ME0618L12        | -6   | 3/8"         | 9.5         | M18 x 1.5        | 12         | 19        | 25          | 250        | 3626        |     |
| <b>ME0622L15</b> | -6   | <b>3/8"</b>  | <b>9.5</b>  | <b>M22 x 1.5</b> | <b>15</b>  | <b>24</b> | <b>27</b>   | <b>250</b> | <b>3626</b> |     |
| ME0818L12        | -8   | 1/2"         | 12.8        | M18 x 1.5        | 12         | 22        | 26          | 250        | 3626        |     |
| <b>ME0822L15</b> | -8   | <b>1/2"</b>  | <b>12.8</b> | <b>M22 x 1.5</b> | <b>15</b>  | <b>24</b> | <b>27.5</b> | <b>250</b> | <b>3626</b> |     |
| ME0826L18        | -8   | 1/2"         | 12.8        | M26 x 1.5        | 18         | 27        | 27.5        | 160        | 2320        |     |
| <b>ME1026L18</b> | -10  | <b>5/8"</b>  | <b>16</b>   | <b>M26 x 1.5</b> | <b>18</b>  | <b>27</b> | <b>27.5</b> | <b>160</b> | <b>2320</b> |     |



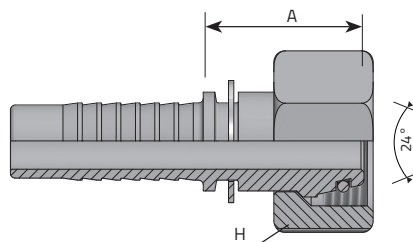
## METRYCZNA MĘSKA 24° STOŻEK - TYP L (2)



| Code      | Tube |        |      | Thread    | Dimensions |    |      | Pressure |      |     |
|-----------|------|--------|------|-----------|------------|----|------|----------|------|-----|
|           | D.N. | Hose   | Diam |           | T          | D  | H    | A        | Bar  | Psi |
|           | Inch |        | mm   |           | mm         | mm | mm   | mm       |      |     |
| ME1030L22 | -10  | 5/8"   | 16   | M30 x 2   | 22         | 32 | 31.5 | 160      | 2320 |     |
| ME1226L18 | -12  | 3/4"   | 19   | M26 x 1.5 | 18         | 27 | 29   | 160      | 2320 |     |
| ME1230L22 | -12  | 3/4"   | 19   | M30 x 2   | 22         | 32 | 32   | 160      | 2320 |     |
| ME1636L28 | -16  | 1"     | 25.4 | M36 x 2   | 28         | 38 | 40   | 100      | 1450 |     |
| ME2045L35 | -20  | 1.1/4" | 31.8 | M45 x 2   | 35         | 46 | 41.5 | 100      | 1450 |     |
| ME2452L42 | -24  | 1.1/2" | 38.1 | M52 x 2   | 42         | 55 | 40   | 100      | 1450 |     |

## METRYCZNA ŻEŃSKA 24° STOŻEK - TYP L (1)

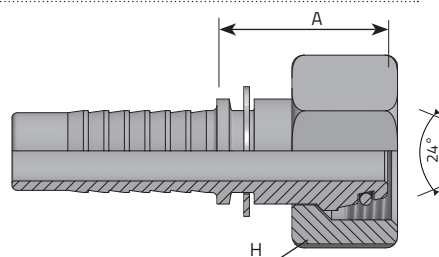
\* UPREŠANA MATICA



| Code        | Tube |       |      | Thread    | Dimensions |    |      | Pressure |      |     |
|-------------|------|-------|------|-----------|------------|----|------|----------|------|-----|
|             | D.N. | Hose  | Diam |           | T          | D  | H    | A        | Bar  | Psi |
|             | Inch |       | mm   |           | mm         | mm | mm   | mm       |      |     |
| FE0312L6    | -3   | 3/16" | 4.8  | M12 x 1.5 | 6          | 14 | 25.5 | 250      | 3626 |     |
| FE0314L8    | -3   | 3/16" | 4.8  | M14 x 1.5 | 8          | 17 | 25.5 | 250      | 3626 |     |
| * FE0412L6  | -4   | 1/4"  | 6.4  | M12 x 1.5 | 6          | 17 | 21   | 250      | 3626 |     |
| FE0414L8    | -4   | 1/4"  | 6.4  | M14 x 1.5 | 8          | 17 | 23.5 | 250      | 3626 |     |
| FE0416L10   | -4   | 1/4"  | 6.4  | M16 x 1.5 | 10         | 19 | 26   | 250      | 3626 |     |
| FE0418L12   | -4   | 1/4"  | 6.4  | M18 x 1.5 | 12         | 22 | 26   | 250      | 3626 |     |
| * FE0514L8  | -5   | 5/16" | 7.9  | M14 x 1.5 | 8          | 19 | 21.5 | 250      | 3626 |     |
| FE0516L10   | -5   | 5/16" | 7.9  | M16 x 1.5 | 10         | 19 | 26   | 250      | 3626 |     |
| FE0518L12   | -5   | 5/16" | 7.9  | M18 x 1.5 | 12         | 22 | 26   | 250      | 3626 |     |
| * FE0616L10 | -6   | 3/8"  | 9.5  | M16 x 1.5 | 10         | 19 | 23.5 | 250      | 3626 |     |
| FE0618L12   | -6   | 3/8"  | 9.5  | M18 x 1.5 | 12         | 22 | 26.5 | 250      | 3626 |     |
| FE0622L15   | -6   | 3/8"  | 9.5  | M22 x 1.5 | 15         | 27 | 27   | 250      | 3626 |     |
| * FE0818L12 | -8   | 1/2"  | 12.8 | M18 x 1.5 | 12         | 22 | 25.5 | 250      | 3626 |     |
| FE0822L15   | -8   | 1/2"  | 12.8 | M22 x 1.5 | 15         | 27 | 27.5 | 250      | 3626 |     |
| FE0826L18   | -8   | 1/2"  | 12.8 | M26 x 1.5 | 18         | 32 | 28   | 160      | 2320 |     |
| FE1026L18   | -10  | 5/8"  | 16   | M26 x 1.5 | 18         | 32 | 30   | 160      | 2320 |     |

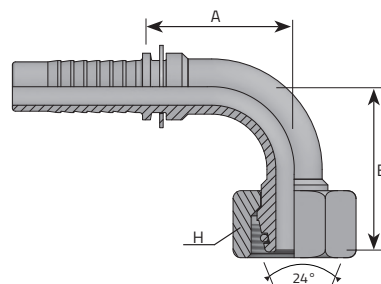
## METRYCZNA ŻEŃSKA 24° STOŻEK - TYP L (2)

\* UPREŠANA MATICA



| Code        | Tube |        | Thread |           | Dimensions |    |      | Pressure |      |
|-------------|------|--------|--------|-----------|------------|----|------|----------|------|
|             | D.N. | Hose   | Diam   | T         | D          | H  | A    | Bar      | Psi  |
|             | Inch |        | mm     | mm        | mm         | mm | mm   |          |      |
| FE1030L22   | -10  | 5/8"   | 16     | M30 x 2   | 22         | 36 | 31   | 160      | 2320 |
| * FE1226L18 | -12  | 3/4"   | 19     | M26 x 1.5 | 18         | 32 | 29   | 160      | 2320 |
| FE1230L22   | -12  | 3/4"   | 19     | M30 x 2   | 22         | 36 | 31   | 160      | 2320 |
| FE1636L28   | -16  | 1"     | 25.4   | M36 x 2   | 28         | 41 | 33.5 | 100      | 1450 |
| FE2045L35   | -20  | 1.1/4" | 31.8   | M45 x 2   | 35         | 50 | 38.5 | 100      | 1450 |
| FE2452L42   | -24  | 1.1/2" | 38.1   | M52 x 2   | 42         | 60 | 39   | 100      | 1450 |

## METRYCZNA ŻEŃSKA 24° STOŻEK - 90° KOLANO - TYP L (1)

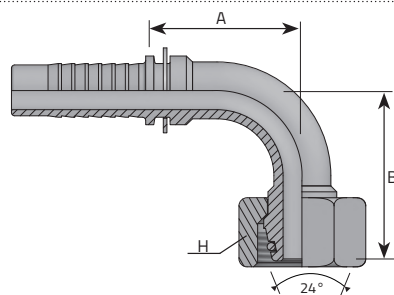


\* NAKRĘTKA ZAGNIATANA

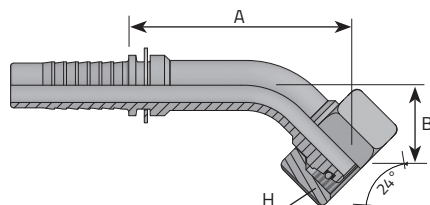
| Code          | Tube |       |      |           | Thread | Dimensions |      |      |     | Pressure |     |
|---------------|------|-------|------|-----------|--------|------------|------|------|-----|----------|-----|
|               | D.N. | Hose  | Diam | T         |        | D          | H    | B    | A   | Bar      | Psi |
|               | Inch |       | mm   | mm        |        | mm         | mm   | mm   | mm  |          |     |
| F90E0312L6    | -3   | 3/16" | 4.8  | M12 x 1.5 | 6      | 14         | 31.5 | 29.5 | 250 | 3626     |     |
| F90E0314L8    | -3   | 3/16" | 4.8  | M14 x 1.5 | 8      | 17         | 31.5 | 29.5 | 250 | 3626     |     |
| * F90E0412L6  | -4   | 1/4"  | 6.4  | M12 x 1.5 | 6      | 17         | 31.5 | 29.5 | 250 | 3626     |     |
| F90E0414L8    | -4   | 1/4"  | 6.4  | M14 x 1.5 | 8      | 17         | 31.5 | 29.5 | 250 | 3626     |     |
| F90E0416L10   | -4   | 1/4"  | 6.4  | M16 x 1.5 | 10     | 19         | 32.5 | 29   | 250 | 3626     |     |
| F90E0418L12   | -4   | 1/4"  | 6.4  | M18 x 1.5 | 12     | 22         | 30.5 | 27   | 250 | 3626     |     |
| * F90E0514L8  | -5   | 5/16" | 7.9  | M14 x 1.5 | 8      | 19         | 36.7 | 31.5 | 250 | 3626     |     |
| F90E0516L10   | -5   | 5/16" | 7.9  | M16 x 1.5 | 10     | 19         | 32.5 | 31   | 250 | 3626     |     |
| F90E0518L12   | -5   | 5/16" | 7.9  | M18 x 1.5 | 12     | 22         | 37   | 29   | 250 | 3626     |     |
| * F90E0616L10 | -6   | 3/8"  | 9.5  | M16 x 1.5 | 10     | 19         | 38   | 33   | 250 | 3626     |     |
| F90E0618L12   | -6   | 3/8"  | 9.5  | M18 x 1.5 | 12     | 22         | 37.5 | 35.5 | 250 | 3626     |     |
| F90E0622L15   | -6   | 3/8"  | 9.5  | M22 x 1.5 | 15     | 27         | 42   | 34   | 250 | 3626     |     |
| * F90E0818L12 | -8   | 1/2"  | 12.8 | M18 x 1.5 | 12     | 22         | 49   | 39   | 250 | 3626     |     |
| F90E0822L15   | -8   | 1/2"  | 12.8 | M22 x 1.5 | 15     | 27         | 44   | 39.5 | 250 | 3626     |     |
| F90E0826L18   | -8   | 1/2"  | 12.8 | M26 x 1.5 | 18     | 32         | 46.5 | 39.5 | 160 | 2320     |     |

**METRYCZNA ŻEŃSKA 24° STOŻEK - 90° KOLANO - TYP L (2)**

\* UPREŠANA MATICA



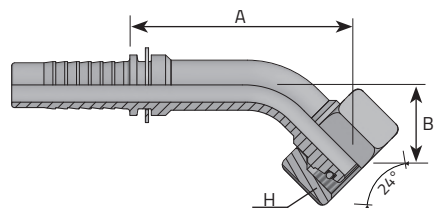
| Code          | Tube |        | Thread |           | Dimensions |    |      |      | Pressure |      |
|---------------|------|--------|--------|-----------|------------|----|------|------|----------|------|
|               | D.N. | Hose   | Diam   | T         | D          | H  | B    | A    | Bar      | Psi  |
|               | Inch |        | mm     | mm        | mm         | mm | mm   | mm   |          |      |
| F90E1026L18   | -10  | 5/8"   | 16     | M26 x 1.5 | 18         | 32 | 50.5 | 48.5 | 160      | 2320 |
| F90E1030L22   | -10  | 5/8"   | 16     | M30 x 2   | 22         | 36 | 53   | 48.5 | 160      | 2320 |
| * F90E1226L18 | -12  | 3/4"   | 19     | M26 x 1.5 | 18         | 32 | 63.5 | 53.5 | 160      | 2320 |
| F90E1230L22   | -12  | 3/4"   | 19     | M30 x 2   | 22         | 36 | 55.5 | 56.5 | 160      | 2320 |
| F90E1636L28   | -16  | 1"     | 25.4   | M36 x 2   | 28         | 41 | 72.5 | 73   | 100      | 1450 |
| F90E2045L35   | -20  | 1.1/4" | 31.8   | M45 x 2   | 35         | 50 | 86.5 | 92   | 100      | 1450 |
| F90E2452L42   | -24  | 1.1/2" | 38.1   | M52 x 2   | 42         | 60 | 94   | 99   | 100      | 1450 |

**METRYCZNA ŻEŃSKA 24° STOŻEK -45° KOLANO - TYP L (1)**


| Code          | Tube |       |      | Thread    | Dimensions |    |      |      | Pressure |      |     |
|---------------|------|-------|------|-----------|------------|----|------|------|----------|------|-----|
|               | D.N. | Hose  | Diam |           | T          | D  | H    | B    | A        | Bar  | Psi |
|               | Inch |       | mm   |           | mm         | mm | mm   | mm   | mm       |      |     |
| F45E0312L6    | -3   | 3/16" | 4.8  | M12 x 1.5 | 6          | 14 | 15   | 37   | 250      | 3626 |     |
| F45E0314L8    | -3   | 3/16" | 4.8  | M14 x 1.5 | 8          | 17 | 15   | 37   | 250      | 3626 |     |
| * F45E0412L6  | -4   | 1/4"  | 6.4  | M12 x 1.5 | 6          | 17 | 17   | 40   | 250      | 3626 |     |
| F45E0414L8    | -4   | 1/4"  | 6.4  | M14 x 1.5 | 8          | 17 | 17   | 50   | 250      | 3626 |     |
| F45E0416L10   | -4   | 1/4"  | 6.4  | M16 x 1.5 | 10         | 19 | 17   | 48.5 | 250      | 3626 |     |
| F45E0418L12   | -4   | 1/4"  | 6.4  | M18 x 1.5 | 12         | 22 | 17   | 48.5 | 250      | 3626 |     |
| * F45E0514L8  | -5   | 5/16" | 7.9  | M14 x 1.5 | 8          | 19 | 23.2 | 51   | 250      | 3626 |     |
| F45E0516L10   | -5   | 5/16" | 7.9  | M16 x 1.5 | 10         | 19 | 17   | 52.5 | 250      | 3626 |     |
| F45E0518L12   | -5   | 5/16" | 7.9  | M18 x 1.5 | 12         | 22 | 20   | 50   | 250      | 3626 |     |
| * F45E0616L10 | -6   | 3/8"  | 9.5  | M16 x 1.5 | 10         | 19 | 20   | 55   | 250      | 3626 |     |
| F45E0618L12   | -6   | 3/8"  | 9.5  | M18 x 1.5 | 12         | 22 | 17   | 57   | 250      | 3626 |     |
| F45E0622L15   | -6   | 3/8"  | 9.5  | M22 x 1.5 | 15         | 27 | 19   | 59   | 250      | 3626 |     |
| * F45E0818L12 | -8   | 1/2"  | 12.8 | M18 x 1.5 | 12         | 22 | 27   | 65   | 250      | 3626 |     |
| F45E0822L15   | -8   | 1/2"  | 12.8 | M22 x 1.5 | 15         | 27 | 22   | 64   | 250      | 3626 |     |
| F45E0826L18   | -8   | 1/2"  | 12.8 | M26 x 1.5 | 18         | 32 | 26   | 65   | 160      | 2320 |     |

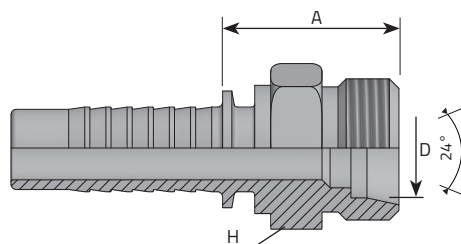
**METRYCZNA ŻEŃSKA 24° STOŻEK - 45° KOLANO - TYP L (2)**

\* UPREŠANA MATICA



| Code          | Tube |        |      |           | Thread | Dimensions |      |       |     | Pressure |     |
|---------------|------|--------|------|-----------|--------|------------|------|-------|-----|----------|-----|
|               | D.N. | Hose   | Diam | T         |        | D          | H    | B     | A   | Bar      | Psi |
|               | Inch |        | mm   | mm        |        | mm         | mm   | mm    | mm  |          |     |
| F45E1026L18   | -10  | 5/8"   | 16   | M26 x 1.5 | 18     | 32         | 28   | 61.5  | 160 | 2320     |     |
| F45E1030L22   | -10  | 5/8"   | 16   | M30 x 2   | 22     | 36         | 30   | 63.5  | 160 | 2320     |     |
| * F45E1226L18 | -12  | 3/4"   | 19   | M26 x 1.5 | 18     | 32         | 33.5 | 63    | 160 | 2320     |     |
| F45E1230L22   | -12  | 3/4"   | 19   | M30 x 2   | 22     | 36         | 27   | 63    | 160 | 2320     |     |
| F45E1636L28   | -16  | 1"     | 25.4 | M36 x 2   | 28     | 41         | 38.5 | 85.5  | 100 | 1450     |     |
| F45E2045L35   | -20  | 1.1/4" | 31.8 | M45 x 2   | 35     | 50         | 35   | 104.5 | 100 | 1450     |     |
| F45E2452L42   | -24  | 1.1/2" | 38.1 | M52 x 2   | 42     | 60         | 45   | 119   | 100 | 1450     |     |

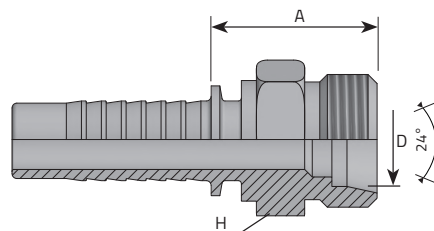
## METRYCZNA MĘSKA 24° STOŻEK - TYP S (1)



| Code      | Tube |       |      | Thread    | Dimensions |    |      | Pressure |      |     |
|-----------|------|-------|------|-----------|------------|----|------|----------|------|-----|
|           | D.N. | Hose  | Diam |           | T          | D  | H    | A        | Bar  | Psi |
|           | Inch |       | mm   |           | mm         | mm | mm   | mm       |      |     |
| ME0314S6  | -3   | 3/16" | 4.8  | M14 x 1.5 | 6          | 15 | 24   | 420      | 6091 |     |
| ME0316S8  | -3   | 3/16" | 4.8  | M16 x 1.5 | 8          | 17 | 25   | 420      | 6091 |     |
| ME0414S6  | -4   | 1/4"  | 6.4  | M14 x 1.5 | 6          | 15 | 24   | 450      | 6526 |     |
| ME0416S8  | -4   | 1/4"  | 6.4  | M16 x 1.5 | 8          | 17 | 25   | 450      | 6526 |     |
| ME0418S10 | -4   | 1/4"  | 6.4  | M18 x 1.5 | 10         | 19 | 25   | 450      | 6526 |     |
| ME0420S12 | -4   | 1/4"  | 6.4  | M20 x 1.5 | 12         | 22 | 27   | 450      | 6526 |     |
| ME0518S10 | -5   | 5/16" | 7.9  | M18 x 1.5 | 10         | 19 | 25   | 350      | 5076 |     |
| ME0520S12 | -5   | 5/16" | 7.9  | M20 x 1.5 | 12         | 22 | 26.5 | 350      | 5076 |     |
| ME0618S10 | -6   | 3/8"  | 9.5  | M18 x 1.5 | 10         | 19 | 26   | 450      | 6526 |     |
| ME0620S12 | -6   | 3/8"  | 9.5  | M20 x 1.5 | 12         | 22 | 27   | 450      | 6526 |     |
| ME0622S14 | -6   | 3/8"  | 9.5  | M22 x 1.5 | 14         | 24 | 29   | 450      | 6526 |     |
| ME0822S14 | -8   | 1/2"  | 12.8 | M22 x 1.5 | 14         | 24 | 30   | 420      | 6091 |     |
| ME0824S16 | -8   | 1/2"  | 12.8 | M24 x 1.5 | 16         | 27 | 31   | 420      | 6091 |     |
| ME1030S20 | -10  | 5/8"  | 16   | M30 x 2   | 20         | 32 | 33   | 350      | 5076 |     |
| ME1230S20 | -12  | 3/4"  | 19   | M30 x 2   | 20         | 32 | 34   | 350      | 5076 |     |



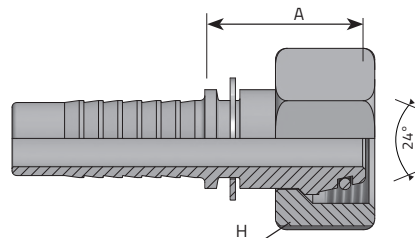
## METRYCZNA ŻEŃSKA 24°STOŻEK - TYP S (1)



| Code      | Tube |        | Thread |         | Dimensions |    |      | Pressure |      |
|-----------|------|--------|--------|---------|------------|----|------|----------|------|
|           | D.N. | Hose   | Diam   | T       | D          | H  | A    | Bar      | Psi  |
|           | Inch |        | mm     | mm      | mm         | mm | mm   |          |      |
| ME1236S25 | -12  | 3/4"   | 19     | M36 x 2 | 25         | 38 | 36   | 350      | 5076 |
| ME1242S30 | -12  | 3/4"   | 19     | M42 x 2 | 30         | -  | -    | 350      | 5076 |
| ME1636S25 | -16  | 1"     | 25.4   | M36 x 2 | 25         | 38 | 38.5 | 280      | 4061 |
| ME1642S30 | -16  | 1"     | 25.4   | M42 x 2 | 30         | 46 | 42   | 280      | 4061 |
| ME2042S30 | -20  | 1.1/4" | 31.8   | M42 x 2 | 30         | 46 | 42   | 210      | 3046 |
| ME2052S38 | -20  | 1.1/4" | 31.8   | M52 x 2 | 38         | 55 | 46   | 210      | 3046 |
| ME2452S38 | -24  | 1.1/2" | 38.1   | M52 x 2 | 38         | 55 | 46   | 185      | 2683 |

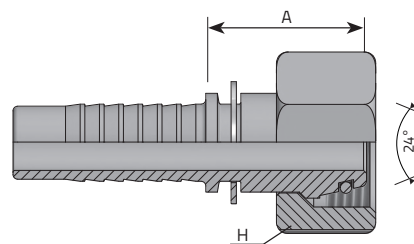
## METRYCZNA ŻEŃSKA 24°STOŻEK - TYP S (1)

\* NAKRĘTKA ZAGNIATANA



| Code             | Tube |              |             | Thread           | Dimensions |           |             | Pressure   |             |     |
|------------------|------|--------------|-------------|------------------|------------|-----------|-------------|------------|-------------|-----|
|                  | D.N. | Hose         | Diam        |                  | T          | D         | H           | A          | Bar         | Psi |
|                  | Inch |              | mm          |                  | mm         | mm        | mm          | mm         |             |     |
| FE0314S6         | -3   | 3/16"        | 4.8         | M14 x 1.5        | 6          | 19        | 25.5        | 420        | 6091        |     |
| <b>FE0316S8</b>  | -3   | <b>3/16"</b> | <b>4.8</b>  | <b>M16 x 1.5</b> | <b>8</b>   | <b>19</b> | <b>25.5</b> | <b>420</b> | <b>6091</b> |     |
| * FE0414S6       | -4   | 1/4"         | 6.4         | M14 x 1.5        | 6          | 17        | 25.5        | 450        | 6526        |     |
| <b>FE0416S8</b>  | -4   | <b>1/4"</b>  | <b>6.4</b>  | <b>M16 x 1.5</b> | <b>8</b>   | <b>19</b> | <b>26</b>   | <b>450</b> | <b>6526</b> |     |
| FE0418S10        | -4   | 1/4"         | 6.4         | M18 x 1.5        | 10         | 22        | 26          | 450        | 6526        |     |
| FE0420S12        | -4   | 1/4"         | 6.4         | M20 x 1.5        | 12         | 24        | 26          | 450        | 6526        |     |
| FE0518S10        | -5   | 5/16"        | 7.9         | M18 x 1.5        | 10         | 22        | 26.5        | 350        | 5076        |     |
| FE0520S12        | -5   | 5/16"        | 7.9         | M20 x 1.5        | 12         | 24        | 26          | 350        | 5076        |     |
| * FE0618S10      | -6   | 3/8"         | 9.5         | M18 x 1.5        | 10         | 22        | 26.5        | 450        | 6526        |     |
| <b>FE0620S12</b> | -6   | <b>3/8"</b>  | <b>9.5</b>  | <b>M20 x 1.5</b> | <b>12</b>  | <b>24</b> | <b>26.5</b> | <b>450</b> | <b>6526</b> |     |
| FE0622S14        | -6   | 3/8"         | 9.5         | M22 x 1.5        | 14         | 27        | 27          | 450        | 6526        |     |
| <b>FE0822S14</b> | -8   | <b>1/2"</b>  | <b>12.8</b> | <b>M22 x 1.5</b> | <b>14</b>  | <b>27</b> | <b>27.5</b> | <b>420</b> | <b>6091</b> |     |
| FE0824S16        | -8   | 1/2"         | 12.8        | M24 x 1.5        | 16         | 30        | 32          | 420        | 6091        |     |
| FE1030S20        | -10  | 5/8"         | 16          | M30 x 2          | 20         | 36        | 37          | 350        | 5076        |     |
| FE1230S20        | -12  | 3/4"         | 9.5         | M30 x 2          | 20         | 36        | 37.5        | 350        | 5076        |     |

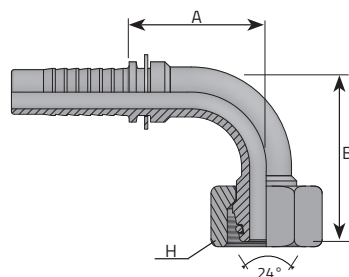
## METRYCZNA ŻEŃSKA 24° STOŻEK - TYP S (2)



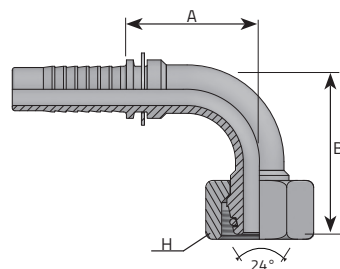
| Code      | Tube |        |      | Thread  | Dimensions |    |      | Pressure |      |
|-----------|------|--------|------|---------|------------|----|------|----------|------|
|           | D.N. | Hose   | Diam |         | T          | D  | H    | A        | Bar  |
|           | Inch |        | mm   | mm      | mm         | mm | mm   |          |      |
| FE1236S25 | -12  | 3/4"   | 19   | M36 x 2 | 25         | 46 | 38.5 | 350      | 5076 |
| FE1636S25 | -16  | 1"     | 25.4 | M36 x 2 | 25         | 46 | 39.5 | 280      | 4061 |
| FE1642S30 | -16  | 1"     | 25.4 | M42 x 2 | 30         | 50 | 40.5 | 280      | 4061 |
| FE2042S30 | -20  | 1.1/4" | 31.8 | M42 x 2 | 30         | 50 | 41.5 | 210      | 3046 |
| FE2052S38 | -20  | 1.1/4" | 31.8 | M52 x 2 | 38         | 60 | 47   | 210      | 3046 |
| FE2452S38 | -24  | 1.1/2" | 38.1 | M52 x 2 | 38         | 60 | 47   | 185      | 2683 |

**METRYCZNA ŻEŃSKA 24° STOŻEK - 90° KOLANO - TYP S (1)**

\* NAKRĘTKA ZAGNIATANA



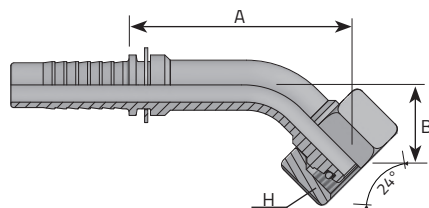
| Code          | Tube |       | Thread |           | Dimensions |    |      |      | Pressure |      |
|---------------|------|-------|--------|-----------|------------|----|------|------|----------|------|
|               | D.N. | Hose  | Diam   | T         | D          | H  | B    | A    | Bar      | Psi  |
|               | Inch |       | mm     | mm        | mm         | mm | mm   | mm   |          |      |
| F90E0314S6    | -3   | 3/16" | 4.8    | M14 x 1.5 | 6          | 19 | 31.5 | 29.5 | 420      | 6091 |
| F90E0316S8    | -3   | 3/16" | 4.8    | M16 x 1.5 | 8          | 19 | 31.5 | 29.5 | 420      | 6091 |
| * F90E0414S6  | -4   | 1/4"  | 6.4    | M14 x 1.5 | 6          | 17 | 31.5 | 29.5 | 450      | 6526 |
| F90E0416S8    | -4   | 1/4"  | 6.4    | M16 x 1.5 | 8          | 19 | 31.5 | 29.5 | 450      | 6526 |
| F90E0418S10   | -4   | 1/4"  | 6.4    | M18 x 1.5 | 10         | 22 | 32.5 | 29   | 450      | 6526 |
| F90E0420S12   | -4   | 1/4"  | 6.4    | M20 x 1.5 | 12         | 24 | 30.5 | 27   | 450      | 6526 |
| F90E0518S10   | -5   | 5/16" | 7.9    | M18 x 1.5 | 10         | 22 | 32.5 | 31   | 350      | 5076 |
| F90E0520S12   | -5   | 5/16" | 7.9    | M20 x 1.5 | 12         | 24 | 37   | 29   | 350      | 5076 |
| * F90E0618S10 | -6   | 3/8"  | 9.5    | M18 x 1.5 | 10         | 22 | 38   | 33   | 450      | 6526 |
| F90E0620S12   | -6   | 3/8"  | 9.5    | M20 x 1.5 | 12         | 24 | 37.5 | 35.5 | 450      | 6526 |
| F90E0622S14   | -6   | 3/8"  | 9.5    | M22 x 1.5 | 14         | 27 | 42   | 34   | 450      | 6526 |
| F90E0822S14   | -8   | 1/2"  | 12.8   | M22 x 1.5 | 14         | 27 | 44   | 39.5 | 420      | 6091 |
| F90E0824S16   | -8   | 1/2"  | 12.8   | M24 x 1.5 | 16         | 30 | 45   | 39.5 | 420      | 6091 |
| F90E1030S20   | -10  | 5/8"  | 16     | M30 x 2   | 20         | 36 | 56   | 48.5 | 350      | 5076 |
| F90E1230S20   | -12  | 3/4"  | 19     | M30 x 2   | 20         | 36 | 59   | 56.5 | 350      | 5076 |

**METRYCZNA ŻEŃSKA 24° STOŻEK 45° - TYP S (2)**


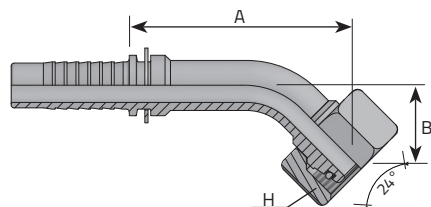
| Code        | Tube |        |      |         | Thread | Dimensions |    |      |     | Pressure |     |
|-------------|------|--------|------|---------|--------|------------|----|------|-----|----------|-----|
|             | D.N. | Hose   | Diam | T       |        | D          | H  | B    | A   | Bar      | Psi |
|             | Inch |        | mm   | mm      |        | mm         | mm | mm   | mm  |          |     |
| F90E1236S25 | -12  | 3/4"   | 19   | M36 x 2 | 25     | 46         | 59 | 56.5 | 350 | 5076     |     |
| F90E1636S25 | -16  | 1"     | 25.4 | M36 x 2 | 25     | 46         | 75 | 73   | 280 | 4061     |     |
| F90E1642S30 | -16  | 1"     | 25.4 | M42 x 2 | 30     | 50         | 75 | 73   | 280 | 4061     |     |
| F90E2042S30 | -20  | 1.1/4" | 31.8 | M42 x 2 | 30     | 50         | 86 | 92   | 210 | 3046     |     |
| F90E2052S38 | -20  | 1.1/4" | 31.8 | M52 x 2 | 38     | 60         | 86 | 92   | 210 | 3046     |     |
| F90E2452S38 | -24  | 1.1/2" | 38.1 | M52 x 2 | 38     | 60         | 94 | 99   | 185 | 2683     |     |

**METRYCZNA ŻEŃSKA 24° STOŻEK - 45° KOLANO - TYP S (1)**

UPREŠANA MATICA

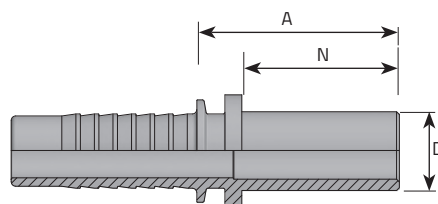


| Code               | Tube |              |             |                  | Thread    | Dimensions |           |             |            | Pressure    |     |
|--------------------|------|--------------|-------------|------------------|-----------|------------|-----------|-------------|------------|-------------|-----|
|                    | D.N. | Hose         | Diam        | T                |           | D          | H         | B           | A          | Bar         | Psi |
|                    | Inch |              | mm          | mm               |           | mm         | mm        | mm          | mm         |             |     |
| F45E0314S6         | -3   | 3/16"        | 4.8         | M14 x 1.5        | 6         | 19         | 15        | 37          | 420        | 6091        |     |
| <b>F45E0316S8</b>  | -3   | <b>3/16"</b> | <b>4.8</b>  | <b>M16 x 1.5</b> | <b>8</b>  | <b>19</b>  | <b>15</b> | <b>37</b>   | <b>420</b> | <b>6091</b> |     |
| * F45E0414S6       | -4   | 1/4"         | 6.4         | M14 x 1.5        | 6         | 17         | 17        | 40          | 450        | 6526        |     |
| <b>F45E0416S8</b>  | -4   | <b>1/4"</b>  | <b>6.4</b>  | <b>M16 x 1.5</b> | <b>8</b>  | <b>19</b>  | <b>17</b> | <b>50</b>   | <b>450</b> | <b>6526</b> |     |
| F45E0418S10        | -4   | 1/4"         | 6.4         | M18 x 1.5        | 10        | 22         | 17        | 48.5        | 450        | 6526        |     |
| <b>F45E0420S12</b> | -4   | <b>1/4"</b>  | <b>6.4</b>  | <b>M20 x 1.5</b> | <b>12</b> | <b>24</b>  | <b>17</b> | <b>48.5</b> | <b>450</b> | <b>6526</b> |     |
| F45E0518S10        | -5   | 5/16"        | 7.9         | M18 x 1.5        | 10        | 22         | 17        | 52.5        | 350        | 5076        |     |
| <b>F45E0520S12</b> | -5   | <b>5/16"</b> | <b>7.9</b>  | <b>M20 x 1.5</b> | <b>12</b> | <b>24</b>  | <b>20</b> | <b>50</b>   | <b>350</b> | <b>5076</b> |     |
| * F45E0618S10      | -6   | 3/8"         | 9.5         | M18 x 1.5        | 10        | 22         | 20        | 55          | 450        | 6526        |     |
| <b>F45E0620S12</b> | -6   | <b>3/8"</b>  | <b>9.5</b>  | <b>M20 x 1.5</b> | <b>12</b> | <b>24</b>  | <b>17</b> | <b>57</b>   | <b>450</b> | <b>6526</b> |     |
| F45E0622S14        | -6   | 3/8"         | 9.5         | M22 x 1.5        | 14        | 27         | 19        | 59          | 450        | 6526        |     |
| <b>F45E0822S14</b> | -8   | <b>1/2"</b>  | <b>12.8</b> | <b>M22 x 1.5</b> | <b>14</b> | <b>27</b>  | <b>22</b> | <b>65</b>   | <b>420</b> | <b>6091</b> |     |
| F45E0824S16        | -8   | 1/2"         | 12.8        | M24 x 1.5        | 16        | 30         | 22        | 66.5        | 420        | 6091        |     |
| <b>F45E1030S20</b> | -10  | <b>5/8"</b>  | <b>16</b>   | <b>M30 x 2</b>   | <b>20</b> | <b>36</b>  | <b>26</b> | <b>64.5</b> | <b>350</b> | <b>5076</b> |     |
| F45E1230S20        | -12  | 3/4"         | 19          | M30 x 2          | 20        | 36         | 27        | 64          | 350        | 5076        |     |

**METRYCZNA ŻEŃSKA 24° STOŻEK 45° - TYP S (2)**


| Code        | Tube |        |      | Thread  | Dimensions |    |    |       | Pressure |      |     |
|-------------|------|--------|------|---------|------------|----|----|-------|----------|------|-----|
|             | D.N. | Hose   | Diam |         | T          | D  | H  | B     | A        | Bar  | Psi |
|             | Inch |        | mm   |         | mm         | mm | mm | mm    | mm       |      |     |
| F45E1236S25 | -12  | 3/4"   | 19   | M36 x 2 | 25         | 46 | 28 | 70    | 350      | 5076 |     |
| F45E1636S25 | -16  | 1"     | 25.4 | M36 x 2 | 25         | 46 | 38 | 88.5  | 280      | 4061 |     |
| F45E1642S30 | -16  | 1"     | 25.4 | M42 x 2 | 30         | 50 | 38 | 89    | 280      | 4061 |     |
| F45E2042S30 | -20  | 1.1/4" | 31.8 | M42 x 2 | 30         | 50 | 35 | 104.5 | 210      | 3046 |     |
| F45E2052S38 | -20  | 1.1/4" | 31.8 | M52 x 2 | 38         | 60 | 35 | 104.5 | 210      | 3046 |     |
| F45E2452S38 | -24  | 1.1/2" | 38.1 | M52 x 2 | 38         | 60 | 45 | 119   | 185      | 2683 |     |

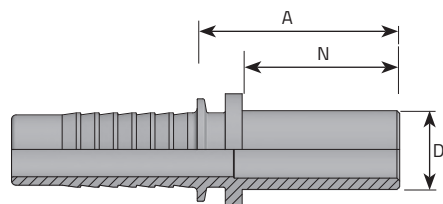
## DO ZACISKANIA NA RURĘ (1)



| Code    | Tube |       |      | Thread | Dimensions |      |      | Pressure |      |
|---------|------|-------|------|--------|------------|------|------|----------|------|
|         | D.N. | Hose  | Diam |        | D          | N    | A    | Bar      | Psi  |
|         | Inch |       | mm   |        | mm         | mm   | mm   |          |      |
| PDL0306 | -3   | 3/16" | 4.8  |        | 6          | 24   | 30   | 415      | 6019 |
| PDL0308 | -3   | 3/16" | 4.8  |        | 8          | 24   | 30   | 415      | 6019 |
| PDL0406 | -4   | 1/4"  | 6.4  |        | 6          | 22.5 | 30.5 | 320      | 4641 |
| PDL0408 | -4   | 1/4"  | 6.4  |        | 8          | 23   | 30.5 | 450      | 6526 |
| PDL0410 | -4   | 1/4"  | 6.4  |        | 10         | 25   | 32   | 450      | 6526 |
| PDL0412 | -4   | 1/4"  | 6.4  |        | 12         | 25   | 32   | 450      | 6526 |
| PDL0508 | -5   | 5/16" | 7.9  |        | 8          | 23   | 30   | -        |      |
| PDL0510 | -5   | 5/16" | 7.9  |        | 10         | 25   | 32   | 350      | 5076 |
| PDL0512 | -5   | 5/16" | 7.9  |        | 12         | 25   | 32   | 350      | 5076 |
| PDL0610 | -6   | 3/8"  | 9.5  |        | 10         | 25.5 | 33   | 330      | 4786 |
| PDL0612 | -6   | 3/8"  | 9.5  |        | 12         | 25   | 32.5 | 445      | 6454 |
| PDL0614 | -6   | 3/8"  | 9.5  |        | 14         | 28   | 35.5 | 445      | 6454 |
| PDL0615 | -6   | 3/8"  | 9.5  |        | 15         | 25.5 | 33   | 250      | 3626 |
| PDL0812 | -8   | 1/2"  | 12.8 |        | 12         | 25   | 33   | -        |      |
| PDL0814 | -8   | 1/2"  | 12.8 |        | 14         | 28   | 36   | 275      | 3988 |
| PDL0815 | -8   | 1/2"  | 12.8 |        | 15         | 25.5 | 33.5 | 250      | 3626 |
| PDL0816 | -8   | 1/2"  | 12.8 |        | 16         | 31   | 39   | 415      | 6019 |
| PDL0818 | -8   | 1/2"  | 12.8 |        | 18         | 27   | 35.5 | 160      | 2320 |

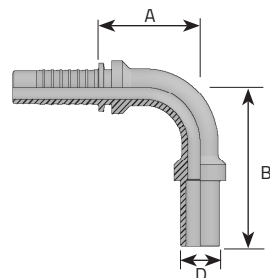


## DO ZACISKANIA NA RURĘ (2)



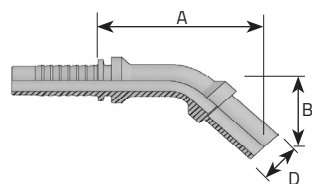
| Code    | Tube |        |      | Thread | Dimensions |      |      | Pressure |      |
|---------|------|--------|------|--------|------------|------|------|----------|------|
|         | D.N. | Hose   | Diam |        | D          | N    | A    | Bar      | Psi  |
|         | Inch |        | mm   |        | mm         | mm   | mm   |          |      |
| PDL1018 | -10  | 5/8"   | 16   |        | 18         | 28   | 36   | 160      | 2320 |
| PDL1020 | -10  | 5/8"   | 16   |        | 20         | 35   | 43.5 | 350      | 5076 |
| PDL1022 | -10  | 5/8"   | 16   |        | 22         | 29   | 38   | 160      | 2320 |
| PDL1218 | -12  | 3/4"   | 19   |        | 18         | 26   | 34.5 | 160      | 2320 |
| PDL1220 | -12  | 3/4"   | 19   |        | 20         | 35   | 44   | 215      | 3118 |
| PDL1222 | -12  | 3/4"   | 19   |        | 22         | 29.5 | 38   | 160      | 2320 |
| PDL1225 | -12  | 3/4"   | 19   |        | 25         | 41   | 51   | 350      | 5076 |
| PDL1625 | -16  | 1"     | 25.4 |        | 25         | 39.5 | 50   | 165      | 2393 |
| PDL1628 | -16  | 1"     | 25.4 |        | 28         | 30.5 | 41   | 100      | 1450 |
| PDL1630 | -16  | 1"     | 25.4 |        | 30         | 43.5 | 54   | 250      | 3626 |
| PDL2030 | -20  | 1.1/4" | 31.8 |        | 30         | 43   | 54.5 | 210      | 3046 |
| PDL2035 | -20  | 1.1/4" | 31.8 |        | 35         | 35.5 | 46.5 | 100      | 1450 |
| PDL2038 | -20  | 1.1/4" | 31.8 |        | 38         | 48   | 60   | 210      | 3046 |
| PDL2438 | -24  | 1.1/2" | 38.1 |        | 38         | 48   | 60   | 170      | 2466 |
| PDL2442 | -24  | 1.1/2" | 38.1 |        | 42         | 36   | 47   | 100      | 1450 |

## DO ZACISKANIA NA RURĘ 90° KOLANO



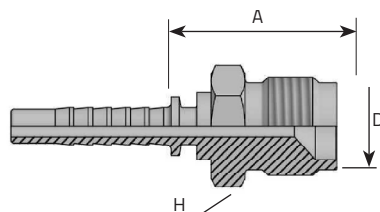
| Code     | Tube |       |      | Thread | Dimensions |    |      | Pressure |      |
|----------|------|-------|------|--------|------------|----|------|----------|------|
|          | D.N. | Hose  | Diam |        | D          | A  | B    | Bar      | Psi  |
|          | Inch |       | mm   |        | mm         | mm | mm   |          |      |
| P90L0306 | -3   | 3/16" | 4.8  |        | 6          | 25 | 41.5 | 415      | 6019 |
| P90L0406 | -4   | 1/4"  | 6.4  |        | 6          | 25 | 43   | 415      | 6019 |
| P90L0408 | -4   | 1/4"  | 6.4  |        | 8          | 24 | 43   | 450      | 6526 |
| P90L0510 | -5   | 5/16" | 7.9  |        | 10         | 32 | 51   | 350      | 5076 |
| P90L0612 | -6   | 3/8"  | 9.5  |        | 12         | 33 | 53   | 445      | 6454 |
| P90L0815 | -8   | 1/2"  | 12.8 |        | 15         | 39 | 60.5 | 250      | 3626 |
| P90L1018 | -10  | 5/8"  | 16   |        | 18         | 49 | 69   | 160      | 2320 |
| P90L1222 | -12  | 3/4"  | 19   |        | 22         | 58 | 76   | 160      | 2320 |
| P90L1628 | -16  | 1"    | 25.4 |        | 28         | 74 | 88   | 100      | 1450 |

## DO ZACISKANIA NA RURĘ 45° KOLANO



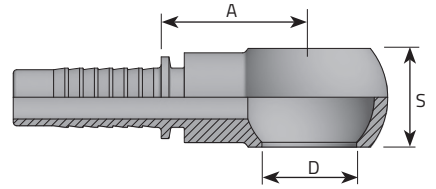
| Code     | Tube |       |      | Thread | Dimensions |    |    | Pressure |      |
|----------|------|-------|------|--------|------------|----|----|----------|------|
|          | D.N. | Hose  | Diam |        | D          | A  | B  | Bar      | Psi  |
|          | Inch |       | mm   |        | mm         | mm | mm |          |      |
| P45L0306 | -3   | 3/16" | 4.8  |        | 6          | -  | -  | 415      | 6019 |
| P45L0406 | -3   | 1/4"  | 6.4  |        | 6          | -  | -  | 415      | 6019 |
| P45L0408 | -4   | 1/4"  | 6.4  |        | 8          | -  | -  | 450      | 6526 |
| P45L0510 | -5   | 5/16" | 7.9  |        | 10         | -  | -  | 350      | 5076 |
| P45L0612 | -6   | 3/8"  | 9.5  |        | 12         | -  | -  | 445      | 6454 |
| P45L0815 | -8   | 1/2"  | 12.8 |        | 15         | -  | -  | 250      | 3626 |
| P45L1018 | -10  | 5/8"  | 16   |        | 18         | -  | -  | 160      | 2320 |
| P45L1222 | -12  | 3/4"  | 19   |        | 22         | -  | -  | 160      | 2320 |
| P45L1628 | -16  | 1"    | 25.4 |        | 28         | -  | -  | 100      | 1450 |

## METRYCZNA MĘSKA DLA ZAWORÓW ROLNICZYCH



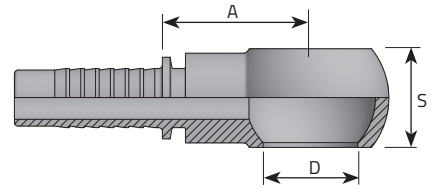
| Code           | Tube      |              | Thread     |                  | Dimensions |           |           | Pressure   |             |
|----------------|-----------|--------------|------------|------------------|------------|-----------|-----------|------------|-------------|
|                | D.N.      | Hose         | Diam       | T                | D          | H         | A         | Bar        | Psi         |
|                | Inch      |              | mm         | mm               | mm         | mm        | mm        |            |             |
| MAV0418        | -4        | 1/4"         | 6.4        | M18 x 1.5        | 12         | 19        | 29        | 400        | 5801        |
| <b>MAV0518</b> | <b>-5</b> | <b>5/16"</b> | <b>7.9</b> | <b>M18 x 1.5</b> | <b>12</b>  | <b>19</b> | <b>29</b> | <b>350</b> | <b>5076</b> |
| MAV0618        | -6        | 3/8"         | 9.5        | M18 x 1.5        | 12         | 19        | 29        | 350        | 5076        |

## BSP BANJO (1)



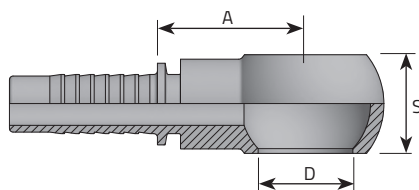
| Code   | Tube |       |      | Thread | Dimensions |    |      | Pressure |     |
|--------|------|-------|------|--------|------------|----|------|----------|-----|
|        | D.N. | Hose  | Diam |        | D          | S  | A    | Bar      | Psi |
|        | Inch | mm    | Inch |        | mm         | mm | mm   |          |     |
| OG0302 | -3   | 3/16" | 4.8  | 1/8"   | 10         | 10 | 19.5 |          |     |
| OG0304 | -3   | 3/16" | 4.8  | 1/4"   | 13.2       | 14 | 22.5 |          |     |
| OG0402 | -4   | 1/4"  | 6.4  | 1/8"   | 10         | 10 | 24   |          |     |
| OG0404 | -4   | 1/4"  | 6.4  | 1/4"   | 13.2       | 14 | 23   |          |     |
| OG0406 | -4   | 1/4"  | 6.4  | 3/8"   | 16.7       | 17 | 26.5 |          |     |
| OG0408 | -4   | 1/4"  | 6.4  | 1/2"   | 21         | 22 | 32.5 |          |     |
| OG0504 | -5   | 5/16" | 7.9  | 1/4"   | 13.2       | 14 | 24   |          |     |
| OG0506 | -5   | 5/16" | 7.9  | 3/8"   | 16.7       | 17 | 26.5 |          |     |
| OG0508 | -5   | 5/16" | 7.9  | 1/2"   | 21         | 22 | 27.5 |          |     |
| OG0604 | -6   | 3/8"  | 9.5  | 1/4"   | 13.2       | 14 | 31.5 |          |     |
| OG0606 | -6   | 3/8"  | 9.5  | 3/8"   | 16.7       | 17 | 26.5 |          |     |
| OG0608 | -6   | 3/8"  | 9.5  | 1/2"   | 21         | 22 | 27.5 |          |     |
| OG0806 | -8   | 1/2"  | 12.8 | 3/8"   | 16.7       | 17 | 31   |          |     |
| OG0808 | -8   | 1/2"  | 12.8 | 1/2"   | 21         | 22 | 33   |          |     |
| OG0810 | -8   | 1/2"  | 12.8 | 5/8"   | 23.3       | 24 | 32.5 |          |     |
| OG0812 | -8   | 1/2"  | 12.8 | 3/4"   | 26.5       | 30 | 34.5 |          |     |

## BSP BANJO (2)



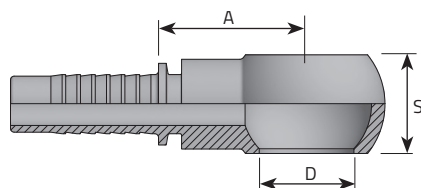
| Code   | Tube |        |      | Thread | Dimensions |    |      | Pressure |     |
|--------|------|--------|------|--------|------------|----|------|----------|-----|
|        | D.N. | Hose   | Diam |        | D          | S  | A    | Bar      | Psi |
|        | Inch |        | mm   |        | Inch       | mm | mm   |          |     |
| OG1008 | -10  | 5/8"   | 16   | 1/2"   | 21         | 22 | 31.5 |          |     |
| OG1010 | -10  | 5/8"   | 16   | 5/8"   | 23.3       | 24 | 32.5 |          |     |
| OG1012 | -10  | 5/8"   | 16   | 3/4"   | 26.5       | 30 | 34.5 |          |     |
| OG1212 | -12  | 3/4"   | 19   | 3/4"   | 26.5       | 30 | 35   |          |     |
| OG1216 | -12  | 3/4"   | 19   | 1"     | 33.4       | 38 | 48   |          |     |
| OG1612 | -16  | 1"     | 25.4 | 3/4"   | -          | -  | -    |          |     |
| OG1616 | -16  | 1"     | 25.4 | 1"     | 33.4       | 38 | 43   |          |     |
| OG2020 | -20  | 1.1/4" | 31.8 | 1.1/4" | 42.1       | 47 | 57.7 |          |     |

## METRIC BANJO (1)



| Code   | Tube |       |      | Thread    | Dimensions |    |      | Pressure |     |
|--------|------|-------|------|-----------|------------|----|------|----------|-----|
|        | D.N. | Hose  | Diam |           | D          | S  | A    | Bar      | Psi |
|        | Inch |       | mm   |           | mm         | mm | mm   |          |     |
| OM0310 | -3   | 3/16" | 4.8  | M10 x 1   | 10.1       | 10 | 19.5 |          |     |
| OM0312 | -3   | 3/16" | 4.8  | M12 x 1.5 | 12.1       | 12 | 21   |          |     |
| OM0314 | -3   | 3/16" | 4.8  | M14 x 1.5 | 14.1       | 14 | 23   |          |     |
| OM0410 | -4   | 1/4"  | 6.4  | M10 x 1   | 10.1       | 10 | 24   |          |     |
| OM0412 | -4   | 1/4"  | 6.4  | M12 x 1.5 | 12.1       | 11 | 23   |          |     |
| OM0414 | -4   | 1/4"  | 6.4  | M14 x 1.5 | 14.1       | 14 | 23   |          |     |
| OM0416 | -4   | 1/4"  | 6.4  | M16 x 1.5 | 16.1       | 17 | 25   |          |     |
| OM0418 | -4   | 1/4"  | 6.4  | M18 x 1.5 | 18.1       | 20 | 29   |          |     |
| OM0512 | -5   | 5/16" | 7.9  | M12 x 1.5 | 12.1       | 12 | 23   |          |     |
| OM0514 | -5   | 5/16" | 7.9  | M14 x 1.5 | 14.1       | 14 | 24.5 |          |     |
| OM0516 | -5   | 5/16" | 7.9  | M16 x 1.5 | 16.1       | 17 | 27   |          |     |
| OM0518 | -5   | 5/16" | 7.9  | M18 x 1.5 | 18.1       | 20 | 29   |          |     |
| OM0520 | -5   | 5/16" | 7.9  | M20 x 1.5 | 20.1       | 22 | 28   |          |     |
| OM0522 | -5   | 5/16" | 7.9  | M22 x 1.5 | 22.1       | 22 | 28   |          |     |
| OM0614 | -6   | 3/8"  | 9.5  | M14 x 1.5 | 14.1       | 14 | 27   |          |     |
| OM0616 | -6   | 3/8"  | 9.5  | M16 x 1.5 | 16.1       | 17 | 27   |          |     |

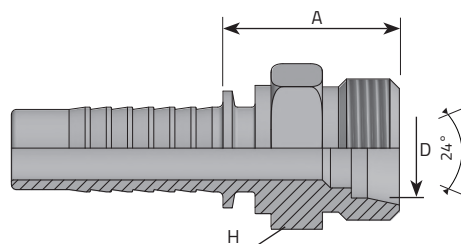
## METRIC BANJO (2)



| Code          | Tube |             |             | Thread           | Dimensions  |           |             | Pressure |     |
|---------------|------|-------------|-------------|------------------|-------------|-----------|-------------|----------|-----|
|               | D.N. | Hose        | Diam        |                  | D           | S         | A           | Bar      | Psi |
|               |      | Inch        | mm          | mm               | mm          | mm        | mm          |          |     |
| OM0618        | -6   | 3/8"        | 9.5         | M18 x 1.5        | 18.1        | 20        | 28          |          |     |
| <b>OM0620</b> | -6   | <b>3/8"</b> | <b>9.5</b>  | <b>M20 x 1.5</b> | <b>20.1</b> | <b>22</b> | <b>28.5</b> |          |     |
| OM0622        | -6   | 3/8"        | 9.5         | M22 x 1.5        | 22.1        | 22        | 28.5        |          |     |
| <b>OM0818</b> | -8   | <b>1/2"</b> | <b>12.8</b> | <b>M18 x 1.5</b> | <b>18.1</b> | <b>20</b> | <b>30</b>   |          |     |
| OM0820        | -8   | 1/2"        | 12.8        | M20 x 1.5        | 20.1        | 22        | 34          |          |     |
| <b>OM0822</b> | -8   | <b>1/2"</b> | <b>12.8</b> | <b>M22 x 1.5</b> | <b>22.1</b> | <b>22</b> | <b>34</b>   |          |     |
| OM0826        | -8   | 1/2"        | 12.8        | M26 x 1.5        | 26.5        | 30        | 34.5        |          |     |
| <b>OM1022</b> | -10  | <b>5/8"</b> | <b>16</b>   | <b>M22 x 1.5</b> | <b>22.1</b> | <b>22</b> | <b>34</b>   |          |     |
| OM1026        | -10  | 5/8"        | 16          | M26 x 1.5        | 26.5        | 30        | 34.5        |          |     |
| <b>OM1226</b> | -12  | <b>3/4"</b> | <b>19</b>   | <b>M26 x 1.5</b> | <b>26.5</b> | <b>30</b> | <b>35</b>   |          |     |
| OM1230        | -12  | 3/4"        | 19          | M30 x 1.5        | 30.1        | 36        | 41.5        |          |     |
| <b>OM1630</b> | -16  | <b>1"</b>   | <b>25.4</b> | <b>M30 x 1.5</b> | <b>30.1</b> | <b>36</b> | <b>41.5</b> |          |     |

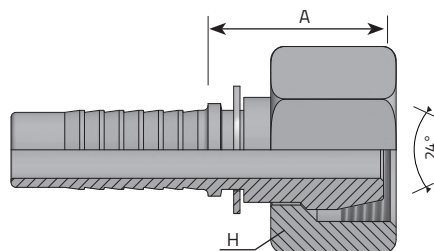


## METRYCZNA MĘSKA 24° STOŻEK -TYP FRANCUSKI



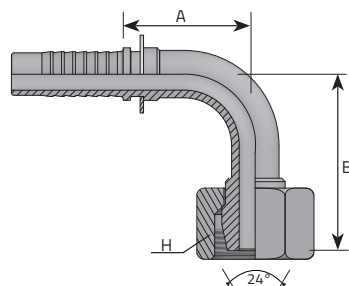
| Code    | Tube |        | Thread |         | Dimensions |    |      | Pressure |     |
|---------|------|--------|--------|---------|------------|----|------|----------|-----|
|         | D.N. | Hose   | Diam   | T       | D          | H  | A    | Bar      | Psi |
|         | Inch |        | mm     | mm      | mm         | mm | mm   |          |     |
| ME0413F | -4   | 1/4"   | 6.4    | M20x1.5 | 13         | 22 | 26.7 |          |     |
| ME0513F | -5   | 5/16"  | 7.9    | M20x1.5 | 13         | 22 | 26.7 |          |     |
| ME0613F | -6   | 3/8"   | 9.5    | M20x1.5 | 13         | 22 | 26.7 |          |     |
| ME0617F | -6   | 3/8"   | 9.5    | M24x1.5 | 17         | 27 | 30.2 |          |     |
| ME0817F | -8   | 1/2"   | 12.8   | M24x1.5 | 17         | 27 | 30.7 |          |     |
| ME0821F | -8   | 1/2"   | 12.8   | M30x1.5 | 21         | 32 | 31.2 |          |     |
| ME1021F | -10  | 5/8"   | 16     | M30x1.5 | 21         | 32 | 31.2 |          |     |
| ME1221F | -12  | 3/4"   | 19     | M30x1.5 | 21         | 32 | 31.7 |          |     |
| ME1227F | -12  | 3/4"   | 19     | M36x1.5 | 27         | 38 | 31.7 |          |     |
| ME1633F | -16  | 1"     | 25.4   | M45x1.5 | 33         | 46 | 37.2 |          |     |
| ME2033F | -20  | 1.1/4" | 31.8   | M45x1.5 | 33         | 46 | 38.2 |          |     |

## METRYCZNA ŻEŃSKA 24° STOŻEK -TYP FRANCUSKI

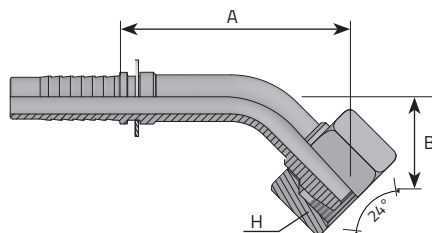


| Code    | Tube |        | Thread |           | Dimensions |      | Pressure |     |
|---------|------|--------|--------|-----------|------------|------|----------|-----|
|         | D.N. | Hose   | Diam   | T         | H          | A    | Bar      | Psi |
|         |      | Inch   | mm     | mm        | mm         | mm   |          |     |
| FE0413F | -4   | 1/4"   | 6.4    | M20 x 1.5 | 24         | 23.5 |          |     |
| FE0513F | -5   | 5/16"  | 7.9    | M20 x 1.5 | 24         | 23.5 |          |     |
| FE0613F | -6   | 3/8"   | 9.5    | M20 x 1.5 | 24         | 23.5 |          |     |
| FE0617F | -6   | 3/8"   | 9.5    | M24 x 1.5 | 30         | 27   |          |     |
| FE0817F | -8   | 1/2"   | 12.8   | M24 x 1.5 | 30         | 27.5 |          |     |
| FE0821F | -8   | 1/2"   | 12.8   | M30 x 1.5 | 36         | 31   |          |     |
| FE1021F | -10  | 5/8"   | 16     | M30 x 1.5 | 36         | 31   |          |     |
| FE1221F | -12  | 3/4"   | 19     | M30 x 1.5 | 36         | 31.5 |          |     |
| FE1227F | -12  | 3/4"   | 19     | M36 x 1.5 | 41         | 34   |          |     |
| FE1633F | -16  | 1"     | 25.4   | M45 x 1.5 | 50         | 34   |          |     |
| FE2033F | -20  | 1.1/4" | 31.8   | M45 x 1.5 | 50         | 34   |          |     |

## METRYCZNA ŻEŃSKA 24° STOŻEK - 90° KOLANO -TYP FRANCUSKI

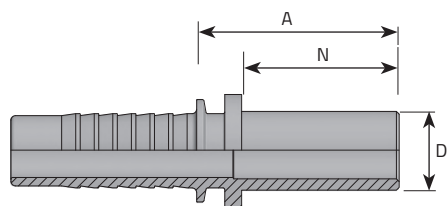


| Code      | Tube |        |      | Thread  | Dimensions |      |      | Pressure |     |
|-----------|------|--------|------|---------|------------|------|------|----------|-----|
|           | D.N. | Hose   | Diam |         | T          | H    | B    | A        | Bar |
|           | Inch |        | mm   | mm      | mm         | mm   | mm   |          |     |
| F90E0413F | -4   | 1/4"   | 6.4  | M20x1.5 | 24         | 32.5 | 27   |          |     |
| F90E0513F | -5   | 5/16"  | 7.9  | M20x1.5 | 24         | 39   | 29   |          |     |
| F90E0613F | -6   | 3/8"   | 9.5  | M20x1.5 | 24         | 39.5 | 35.5 |          |     |
| F90E0617F | -6   | 3/8"   | 9.5  | M24x1.5 | 30         | 48   | 36   |          |     |
| F90E0817F | -8   | 1/2"   | 12.8 | M24x1.5 | 30         | 48   | 39.5 |          |     |
| F90E0821F | -8   | 1/2"   | 12.8 | M30x1.5 | 36         | 61   | 45.5 |          |     |
| F90E1021F | -10  | 5/8"   | 16   | M30x1.5 | 36         | 61   | 48.5 |          |     |
| F90E1221F | -12  | 3/4"   | 19   | M30x1.5 | 36         | 64   | 56.5 |          |     |
| F90E1227F | -12  | 3/4"   | 19   | M36x1.5 | 41         | 64   | 56.5 |          |     |
| F90E1633F | -16  | 1"     | 25.4 | M45x1.5 | 50         | 91   | 86   |          |     |
| F90E2033F | -20  | 1.1/4" | 31.8 | M45x1.5 | 50         | 91   | 92   |          |     |

**METRYCZNA ŻEŃSKA 24° STOŻEK - 45° KOLANO -TYP FRANCUSKI**


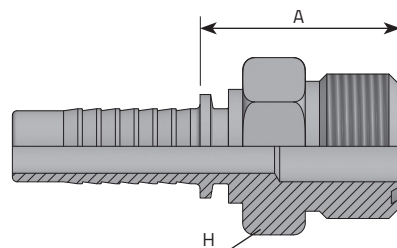
| Code      | Tube |        |      | Thread    | Dimensions |      |      | Pressure |     |     |
|-----------|------|--------|------|-----------|------------|------|------|----------|-----|-----|
|           | D.N. | Hose   | Diam |           | T          | H    | B    | A        | Bar | Psi |
|           | Inch |        | mm   |           | mm         | mm   | mm   | mm       |     |     |
| F45E0413F | -4   | 1/4"   | 6.4  | M20 x 1.5 | 24         | 18.5 | 50   |          |     |     |
| F45E0513F | -5   | 5/16"  | 7.9  | M20 x 1.5 | 24         | 21   | 52   |          |     |     |
| F45E0613F | -6   | 3/8"   | 9.5  | M20 x 1.5 | 24         | 18.5 | 58.5 |          |     |     |
| F45E0617F | -6   | 3/8"   | 9.5  | M24 x 1.5 | 30         | 24   | 65.5 |          |     |     |
| F45E0817F | -8   | 1/2"   | 12.8 | M24 x 1.5 | 30         | 24   | 68.5 |          |     |     |
| F45E0821F | -8   | 1/2"   | 12.8 | M30 x 1.5 | 36         | 29   | 68   |          |     |     |
| F45E1021F | -10  | 5/8"   | 16   | M30 x 1.5 | 36         | 29   | 68   |          |     |     |
| F45E1221F | -12  | 3/4"   | 19   | M30 x 1.5 | 36         | 30   | 69   |          |     |     |
| F45E1227F | -12  | 3/4"   | 19   | M36 x 1.5 | 41         | 31   | 73   |          |     |     |
| F45E1633F | -16  | 1"     | 25.4 | M45 x 1.5 | 50         | 36   | 101  |          |     |     |
| F45E2033F | -20  | 1.1/4" | 31.8 | M45 x 1.5 | 50         | 38   | 107  |          |     |     |

## DO ZACISKANIA NA RURĘTYP FRANCUSKI



| Code     | Tube |        |      | Thread | Dimensions |    |      | Pressure |     |
|----------|------|--------|------|--------|------------|----|------|----------|-----|
|          | D.N. | Hose   | Diam |        | D          | N  | A    | Bar      | Psi |
|          |      | Inch   | mm   |        | mm         | mm | mm   | mm       |     |
| PDL0413F | -4   | 1/4"   | 6.4  |        | 13         | 22 | 29.5 |          |     |
| PDL0513F | -5   | 5/16"  | 7.9  |        | 13         | 22 | 29.5 |          |     |
| PDL0613F | -6   | 3/8"   | 9.5  |        | 13         | 22 | 29.5 |          |     |
| PDL0617F | -6   | 3/8"   | 9.5  |        | 17         | 24 | 31.5 |          |     |
| PDL0817F | -8   | 1/2"   | 12.8 |        | 17         | 24 | 32.5 |          |     |
| PDL0821F | -8   | 1/2"   | 12.8 |        | 21         | 26 | 34.5 |          |     |
| PDL1021F | -10  | 5/8"   | 16   |        | 21         | 26 | 34.5 |          |     |
| PDL1221F | -12  | 3/4"   | 19   |        | 21         | 26 | 35.3 |          |     |
| PDL1227F | -12  | 3/4"   | 19   |        | 26         | 25 | 34.3 |          |     |
| PDL1633F | -16  | 1"     | 25.4 |        | 33         | 27 | 37.3 |          |     |
| PDL2033F | -20  | 1.1/4" | 31.8 |        | 33         | 27 | 38   |          |     |

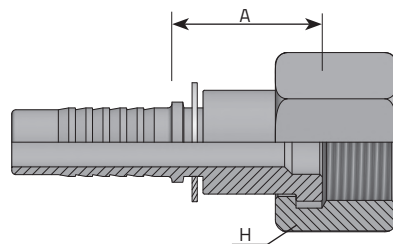
## ORFS MĘSKA



| Code      | Tube |        | Thread |          |      | Dimensions |      | Pressure |      |
|-----------|------|--------|--------|----------|------|------------|------|----------|------|
|           | D.N. | Hose   | Diam   | T        | t/1" | H          | A    | Bar      | Psi  |
|           | Inch |        | mm     | Inch     |      | mm         | mm   |          |      |
| MORFS0406 | -4   | 1/4"   | 6.4    | 9/16"    | 18   | 17         | 24   | 450      | 6526 |
| MORFS0409 | -4   | 1/4"   | 6.4    | 11/16"   | 16   | 19         | 27.5 | 450      | 6526 |
| MORFS0509 | -5   | 5/16"  | 7.9    | 11/16"   | 16   | 19         | 27.5 | 350      | 5076 |
| MORFS0609 | -6   | 3/8"   | 9.5    | 11/16"   | 16   | 19         | 27.5 | 445      | 6454 |
| MORFS0611 | -6   | 3/8"   | 9.5    | 13/16"   | 16   | 22         | 30.5 | 445      | 6454 |
| MORFS0613 | -6   | 3/8"   | 9.5    | 1"       | 14   | 27         | 33.5 | 445      | 6454 |
| MORFS0811 | -8   | 1/2"   | 12.8   | 13/16"   | 16   | 27         | 34   | 415      | 6019 |
| MORFS0813 | -8   | 1/2"   | 12.8   | 1"       | 14   | 27         | 31.5 | 415      | 6019 |
| MORFS0814 | -8   | 1/2"   | 12.8   | 1.3/16"  | 16   | 32         | 36   | 415      | 6019 |
| MORFS1013 | -10  | 5/8"   | 16     | 1"       | 14   | 27         | 34   | 350      | 5076 |
| MORFS1014 | -10  | 5/8"   | 16     | 1.3/16"  | 12   | 32         | 37   | 350      | 5076 |
| MORFS1214 | -12  | 3/4"   | 19     | 1.3/16"  | 12   | 32         | 38   | 350      | 5076 |
| MORFS1215 | -12  | 3/4"   | 19     | 1.7/16"  | 12   | 41         | 38.5 | 350      | 5076 |
| MORFS1615 | -16  | 1"     | 25.4   | 1.7/16"  | 12   | 41         | 39.5 | 280      | 4061 |
| MORFS2021 | -20  | 1.1/4" | 31.8   | 1.11/16" | 12   | 46         | 40   | 210      | 3046 |
| MORFS2432 | -24  | 1.1/2" | 38.1   | 2"       | 12   | 55         | 43   | 185      | 2683 |

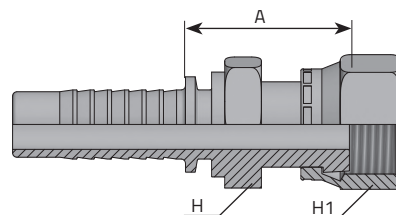
## ORFS ŽEŃSKA

\* NAKRĘTKA ZAGNIATANA



| Code        | Tube |        | Thread |          | Dimensions |    |      | Pressure |      |
|-------------|------|--------|--------|----------|------------|----|------|----------|------|
|             | D.N. | Hose   | Diam   | T        | t/1"       | H  | A    | Bar      | Psi  |
|             | Inch | mm     | Inch   | mm       | mm         | mm | mm   |          |      |
| FORFS0406   | -4   | 1/4"   | 6.4    | 9/16"    | 18         | 17 | 20.5 | 450      | 6526 |
| FORFS0409   | -4   | 1/4"   | 6.4    | 11/16"   | 16         | 22 | 23   | 450      | 6526 |
| FORFS0411   | -4   | 1/4"   | 6.4    | 13/16"   | 16         | 24 | 26   | 450      | 6526 |
| FORFS0509   | -5   | 5/16"  | 7.9    | 11/16"   | 16         | 22 | 23   | 350      | 5076 |
| * FORFS0606 | -6   | 3/8"   | 9.5    | 9/16"    | 18         | 19 | 25   | 445      | 6454 |
| FORFS0609   | -6   | 3/8"   | 9.5    | 11/16"   | 16         | 22 | 23.5 | 445      | 6454 |
| FORFS0611   | -6   | 3/8"   | 9.5    | 13/16"   | 16         | 24 | 26   | 445      | 6454 |
| * FORFS0809 | -8   | 1/2"   | 12.8   | 11/16"   | 16         | 22 | 29   | 415      | 6019 |
| FORFS0811   | -8   | 1/2"   | 12.8   | 13/16"   | 16         | 24 | 26.5 | 415      | 6019 |
| FORFS0813   | -8   | 1/2"   | 12.8   | 1"       | 14         | 30 | 30   | 415      | 6019 |
| FORFS0814   | -8   | 1/2"   | 12.8   | 1.3/16"  | 12         | 36 | 32.5 | 415      | 6019 |
| FORFS1013   | -10  | 5/8"   | 16     | 1"       | 14         | 30 | 30   | 350      | 5076 |
| FORFS1014   | -10  | 5/8"   | 16     | 1.3/16"  | 12         | 36 | 32   | 350      | 5076 |
| FORFS1214   | -12  | 3/4"   | 19     | 1.3/16"  | 12         | 36 | 33   | 350      | 5076 |
| FORFS1215   | -12  | 3/4"   | 19     | 1.7/16"  | 12         | 41 | 34   | 350      | 5076 |
| * FORFS1614 | -16  | 1"     | 25.4   | 1.3/16"  | 12         | 36 | 38.5 | 280      | 4061 |
| FORFS1615   | -16  | 1"     | 25.4   | 1.7/16"  | 12         | 41 | 35   | 280      | 4061 |
| FORFS1621   | -16  | 1"     | 25.4   | 1.11/16" | 12         | 50 | 35   | 210      | 3046 |
| FORFS2021   | -20  | 1.1/4" | 31.8   | 1.11/16" | 12         | 50 | 35.5 | 210      | 3046 |
| FORFS2432   | -24  | 1.1/2" | 38.1   | 2"       | 12         | 60 | 37   | 185      | 2683 |

## ORFS ŻEŃSKA (PODWÓJNY SZEŚCIOKĄT)

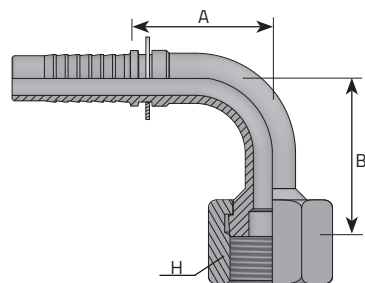


| Code         | Tube |        | Thread |          |      | Dimensions |    |      | Pressure |      |
|--------------|------|--------|--------|----------|------|------------|----|------|----------|------|
|              | D.N. | Hose   | Diam   | T        | t/1" | H          | H1 | A    | Bar      | Psi  |
|              | Inch |        | mm     | Inch     |      | mm         | mm | mm   |          |      |
| FORFS0406GIR | -4   | 1/4"   | 6.4    | 9/16"    | 18   | 19         | 19 | 30   | 450      | 6526 |
| FORFS0409GIR | -4   | 1/4"   | 6.4    | 11/16"   | 16   | 17         | 22 | 31.5 | 450      | 6526 |
| FORFS0509GIR | -5   | 5/16"  | 7.9    | 11/16"   | 16   | 17         | 22 | 32   | 350      | 5076 |
| FORFS0606GIR | -6   | 3/8"   | 9.5    | 9/16"    | 18   | 17         | 17 | 30.5 | 445      | 6453 |
| FORFS0609GIR | -6   | 3/8"   | 9.5    | 11/16"   | 16   | 22         | 22 | 34   | 445      | 6453 |
| FORFS0611GIR | -6   | 3/8"   | 9.5    | 13/16"   | 16   | 24         | 24 | 40.5 | 445      | 6453 |
| FORFS0809GIR | -8   | 1/2"   | 12.8   | 11/16"   | 16   | 22         | 22 | 31.5 | 415      | 6018 |
| FORFS0811GIR | -8   | 1/2"   | 12.8   | 13/16"   | 16   | 24         | 24 | 41   | 415      | 6018 |
| FORFS0813GIR | -8   | 1/2"   | 12.8   | 1"       | 14   | 24         | 30 | 39   | 415      | 6018 |
| FORFS0814GIR | -8   | 1/2"   | 12.8   | 1.3/16"  | 16   | 30         | 36 | 44   | 315      | 4568 |
| FORFS1013GIR | -10  | 5/8"   | 16     | 1"       | 14   | 24         | 30 | 39   | 350      | 5076 |
| FORFS1014GIR | -10  | 5/8"   | 16     | 1.3/16"  | 16   | 30         | 36 | 44   | 350      | 5076 |
| FORFS1213GIR | -12  | 3/4"   | 19     | 1"       | 14   | 27         | 30 | 42   | 350      | 5076 |
| FORFS1214GIR | -12  | 3/4"   | 19     | 1.3/16"  | 16   | 30         | 36 | 44.6 | 350      | 5076 |
| FORFS1215GIR | -12  | 3/4"   | 19     | 1.7/16"  | 12   | 36         | 41 | 51.5 | 350      | 5076 |
| FORFS1614GIR | -16  | 1"     | 25.4   | 1.3/16"  | 16   | 36         | 36 | 45.5 | 280      | 4061 |
| FORFS1615GIR | -16  | 1"     | 25.4   | 1.7/16"  | 12   | 36         | 41 | 52.5 | 280      | 4061 |
| FORFS1621GIR | -16  | 1"     | 25.4   | 1.11/16" | 12   | 41         | 50 | 55   | 210      | 3045 |
| FORFS2021GIR | -20  | 1.1/4" | 31.8   | 1.11/16" | 12   | 41         | 50 | 56   | 210      | 3045 |
| FORFS2432GIR | -24  | 1.1/2" | 38.1   | 2"       | 12   | 50         | 60 | 61.2 | 185      | 2683 |



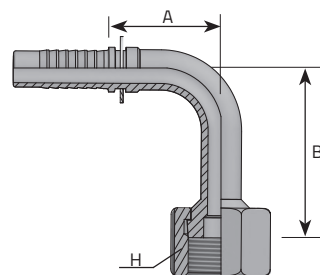
## ORFS ŻEŃSKA NAKRĘTKA OBROTOWA 90° KOLANO

\* CRIMPED NUT



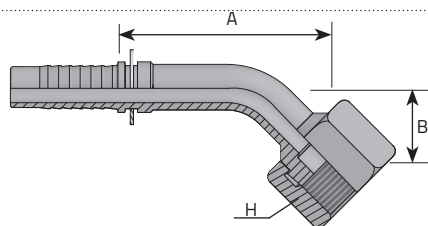
| Code          | Tube |        | Thread |          | Dimensions |    |      | Pressure |     |      |
|---------------|------|--------|--------|----------|------------|----|------|----------|-----|------|
|               | D.N. | Hose   | Diam   | T        | t/1"       | H  | B    | A        | Bar | Psi  |
|               | Inch | mm     | Inch   |          | mm         | mm | mm   |          |     |      |
| F900RFS0406   | -4   | 1/4"   | 6.4    | 9/16"    | 18         | 17 | 29.5 | 28       | 450 | 6526 |
| F900RFS0409   | -4   | 1/4"   | 6.4    | 11/16"   | 16         | 22 | 30   | 28       | 450 | 6526 |
| F900RFS0411   | -4   | 1/4"   | 6.4    | 13/16"   | 16         | 24 | 32   | 29.5     | 450 | 6526 |
| F900RFS0509   | -5   | 5/16"  | 7.9    | 11/16"   | 16         | 22 | 29   | 29       | 350 | 5076 |
| * F900RFS0606 | -6   | 3/8"   | 9.5    | 9/16"    | 18         | 19 | 44   | 32.5     | 445 | 6454 |
| F900RFS0609   | -6   | 3/8"   | 9.5    | 11/16"   | 16         | 22 | 29   | 36       | 445 | 6454 |
| F900RFS0611   | -6   | 3/8"   | 9.5    | 13/16"   | 16         | 24 | 32   | 34       | 445 | 6454 |
| * F900RFS0809 | -8   | 1/2"   | 12.8   | 11/16"   | 16         | 22 | 51   | 40.5     | 415 | 6019 |
| F900RFS0811   | -8   | 1/2"   | 12.8   | 13/16"   | 16         | 24 | 36   | 37.5     | 415 | 6019 |
| F900RFS0813   | -8   | 1/2"   | 12.8   | 1"       | 14         | 30 | 39   | 39       | 415 | 6019 |
| F900RFS0814   | -8   | 1/2"   | 12.8   | 1.3/16"  | 12         | 36 | 41   | 38       | 415 | 6019 |
| F900RFS1013   | -10  | 5/8"   | 16     | 1"       | 14         | 30 | 43.5 | 51.5     | 350 | 5076 |
| F900RFS1014   | -10  | 5/8"   | 16     | 1.3/16"  | 12         | 36 | 48   | 46.5     | 350 | 5076 |
| F900RFS1214   | -12  | 3/4"   | 19     | 1.3/16"  | 12         | 36 | 49   | 56       | 350 | 5076 |
| F900RFS1215   | -12  | 3/4"   | 19     | 1.7/16"  | 12         | 41 | 54   | 56.5     | 350 | 5076 |
| * F900RFS1614 | -16  | 1"     | 25.4   | 1.3/16"  | 12         | 36 | 85   | 70       | 280 | 4061 |
| F900RFS1615   | -16  | 1"     | 25.4   | 1.7/16"  | 12         | 41 | 59.5 | 74       | 280 | 4061 |
| F900RFS2021   | -20  | 1.1/4" | 31.8   | 1.11/16" | 12         | 50 | 75.5 | 90       | 210 | 3046 |
| F900RFS2432   | -24  | 1.1/2" | 38.1   | 2"       | 12         | 60 | 84   | 99       | 185 | 2683 |

## ORFS ŻEŃSKA NAKRĘTKA OBROTOWA - 90° KOLANO - WYDŁUŻANA



| Code          | Tube |      | Thread |         | Dimensions |    |      | Pressure |     |      |
|---------------|------|------|--------|---------|------------|----|------|----------|-----|------|
|               | D.N. | Hose | Diam   | T       | t/1"       | H  | B    | A        | Bar | Psi  |
|               | Inch | mm   | Inch   |         | mm         | mm | mm   |          |     |      |
| F900RFS0406LD | -4   | 1/4" | 6.4    | 9/16"   | 18         | 17 | 45   | 26.5     | 450 | 6526 |
| F900RFS0609LD | -6   | 3/8" | 9.5    | 11/16"  | 16         | 22 | 51.5 | 32       | 445 | 6454 |
| F900RFS0611LD | -6   | 3/8" | 9.5    | 13/16"  | 16         | 24 | 51   | 36       | 445 | 6454 |
| F900RFS0811LD | -8   | 1/2" | 12.8   | 13/16"  | 16         | 24 | 63   | 37.5     | 415 | 6019 |
| F900RFS0813LD | -8   | 1/2" | 12.8   | 1"      | 14         | 30 | 64   | 37       | 415 | 6019 |
| F900RFS1013LD | -10  | 5/8" | 16     | 1"      | 14         | 30 | 63   | 45       | 350 | 5076 |
| F900RFS1014LD | -10  | 5/8" | 16     | 1.3/16" | 12         | 36 | 71   | 45       | 350 | 5076 |
| F900RFS1214LD | -12  | 3/4" | 19     | 1.3/16" | 12         | 36 | 90   | 51       | 350 | 5076 |
| F900RFS1615LD | 2-16 | 1"   | 25.4   | 1.7/16" | 12         | 41 | 108  | 69       | 280 | 4061 |

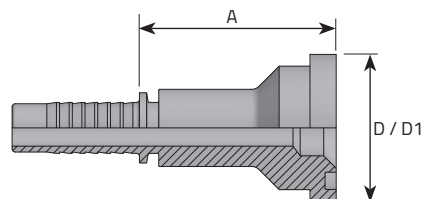
## ORFS ŻEŃSKA NAKRĘTKA OBROTOWA - 45° KOLANO



\* NAKRĘTKA ZACISKANA

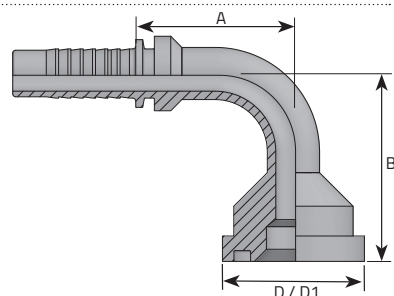
| Code          | Tube |        | Thread |          | Dimensions |    |      | Pressure |     |      |
|---------------|------|--------|--------|----------|------------|----|------|----------|-----|------|
|               | D.N. | Hose   | Diam   | T        | t/1"       | H  | B    | A        | Bar | Psi  |
|               | Inch |        | mm     | Inch     |            | mm | mm   | mm       |     |      |
| F45ORFS0406   | -4   | 1/4"   | 6.4    | 9/16"    | 18         | 17 | 15   | 45       | 450 | 6526 |
| F45ORFS0409   | -4   | 1/4"   | 6.4    | 11/16"   | 16         | 22 | 15.5 | 45.5     | 450 | 6526 |
| F45ORFS0411   | -4   | 1/4"   | 6.4    | 13/16"   | 16         | 24 | 18   | 49       | 450 | 6526 |
| F45ORFS0509   | -5   | 5/16"  | 7.9    | 11/16"   | 16         | 22 | 15.5 | 46       | 350 | 5076 |
| * F45ORFS0606 | -6   | 3/8"   | 9.5    | 9/16"    | 18         | 19 | 24   | 55       | 445 | 6454 |
| F45ORFS0609   | -6   | 3/8"   | 9.5    | 11/16"   | 16         | 22 | 13   | 51       | 445 | 6454 |
| F45ORFS0611   | -6   | 3/8"   | 9.5    | 13/16"   | 16         | 24 | 17   | 52       | 445 | 6454 |
| * F45ORFS0809 | -8   | 1/2"   | 12.8   | 11/16"   | 16         | 22 | 26   | 72       | 415 | 6019 |
| F45ORFS0811   | -8   | 1/2"   | 12.8   | 13/16"   | 16         | 24 | 18   | 58       | 415 | 6019 |
| F45ORFS0813   | -8   | 1/2"   | 12.8   | 1"       | 14         | 30 | 20   | 61       | 415 | 6019 |
| F45ORFS0814   | -8   | 1/2"   | 12.8   | 1.3/16"  | 12         | 36 | 24   | 62       | 415 | 6019 |
| F45ORFS1013   | -10  | 5/8"   | 16     | 1"       | 14         | 30 | 20   | 55       | 350 | 5076 |
| F45ORFS1014   | -10  | 5/8"   | 16     | 1.3/16"  | 12         | 36 | 21   | 57       | 350 | 5076 |
| F45ORFS1214   | -12  | 3/4"   | 19     | 1.3/16"  | 12         | 36 | 23   | 58       | 350 | 5076 |
| F45ORFS1215   | -12  | 3/4"   | 19     | 1.7/16"  | 12         | 41 | 27   | 62.5     | 350 | 5076 |
| * F45ORFS1614 | -16  | 1"     | 25.4   | 1.3/16"  | 12         | 36 | 43   | 96.5     | 280 | 4061 |
| F45ORFS1615   | -16  | 1"     | 25.4   | 1.7/16"  | 12         | 41 | 26   | 81       | 280 | 4061 |
| F45ORFS2021   | -20  | 1.1/4" | 31.8   | 1.11/16" | 12         | 50 | 34   | 93       | 210 | 3046 |
| F45ORFS2432   | -24  | 1.1/2" | 38.1   | 2"       | 12         | 60 | 45   | 112      | 185 | 2683 |

## FLANSZA - 3000 PSI



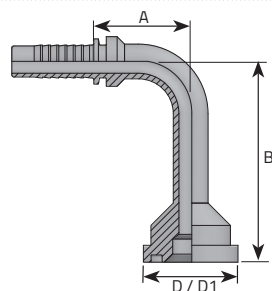
| Code       | Tube |        |      | Thread | Dimensions |      |    | Pressure |      |
|------------|------|--------|------|--------|------------|------|----|----------|------|
|            | D.N. | Hose   | Diam |        | D          | D1   | A  | Bar      | Psi  |
|            | Inch |        | mm   |        | Inch       | mm   | mm |          |      |
| FDL0808I   | -8   | 1/2"   | 12.8 |        | 1/2"       | 30.2 | 49 | 350      | 5076 |
| * FDL0810I | -8   | 1/2"   | 12.8 |        | 5/8"       | 34   | 48 | 350      | 5076 |
| FDL0812I   | -8   | 1/2"   | 12.8 |        | 3/4"       | 38.1 | 52 | 350      | 5076 |
| FDL1008I   | -10  | 5/8"   | 16   |        | 1/2"       | 30.2 | 49 | 350      | 5076 |
| * FDL1010I | -10  | 5/8"   | 16   |        | 5/8"       | 34   | 49 | 350      | 5076 |
| FDL1012I   | -10  | 5/8"   | 16   |        | 3/4"       | 38.1 | 48 | 350      | 5076 |
| FDL1208I   | -12  | 3/4"   | 19   |        | 1/2"       | 30.2 | 47 | 350      | 5076 |
| FDL1212I   | -12  | 3/4"   | 19   |        | 3/4"       | 38.1 | 47 | 350      | 5076 |
| FDL1216I   | -12  | 3/4"   | 19   |        | 1"         | 44.5 | 50 | 350      | 5076 |
| FDL1612I   | -16  | 1"     | 25.4 |        | 3/4"       | 38.1 | 50 | 280      | 4061 |
| FDL1616I   | -16  | 1"     | 25.4 |        | 1"         | 44.5 | 50 | 280      | 4061 |
| FDL1620I   | -16  | 1"     | 25.4 |        | 1.1/4"     | 50.8 | 67 | 280      | 4061 |
| FDL2016I   | -20  | 1.1/4" | 31.8 |        | 1"         | 44.5 | 57 | 210      | 3046 |
| FDL2020I   | -20  | 1.1/4" | 31.8 |        | 1.1/4"     | 50.8 | 65 | 210      | 3046 |
| FDL2024I   | -20  | 1.1/4" | 31.8 |        | 1.1/2"     | 60.3 | 70 | 210      | 3046 |
| FDL2424I   | -24  | 1.1/2" | 38.1 |        | 1.1/2"     | 60.3 | 70 | 185      | 2683 |
| FDL2432I   | -24  | 1.1/2" | 38.1 |        | 2"         | 71.4 | 72 | 185      | 2683 |
| FDL3232I   | -32  | 2"     | 50.8 |        | 2"         | 71.4 | 73 | 170      | 2466 |

## FLANSZA - 3000 PSI - 90° KOLANO



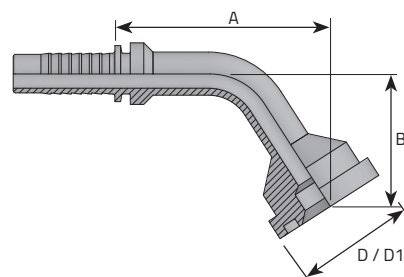
| Code        | Tube |        |      | Thread | Dimensions |     |     |     | Pressure |     |
|-------------|------|--------|------|--------|------------|-----|-----|-----|----------|-----|
|             | D.N. | Hose   | Diam |        | D          | D1  | B   | A   | Bar      | Psi |
|             | Inch | mm     | Inch |        | mm         | mm  | mm  |     |          |     |
| F90L0808I   | -8   | 1/2"   | 12.8 | 1/2"   | 30.2       | 43  | 39  | 350 | 5076     |     |
| * F90L0810I | -8   | 1/2"   | 12.8 | 5/8"   | 34         | 47  | 39  | 350 | 5076     |     |
| F90L0812I   | -8   | 1/2"   | 12.8 | 3/4"   | 38.1       | 50  | 39  | 350 | 5076     |     |
| F90L1008I   | -10  | 5/8"   | 16   | 1/2"   | 30.2       | 49  | 49  | 350 | 5076     |     |
| * F90L1010I | -10  | 5/8"   | 16   | 5/8"   | 34         | 52  | 49  | 350 | 5076     |     |
| F90L1012I   | -10  | 5/8"   | 16   | 3/4"   | 38.1       | 55  | 49  | 350 | 5076     |     |
| F90L1208I   | -12  | 3/4"   | 19   | 1/2"   | 30.2       | 52  | 57  | 350 | 5076     |     |
| F90L1212I   | -12  | 3/4"   | 19   | 3/4"   | 38.1       | 58  | 57  | 350 | 5076     |     |
| F90L1216I   | -12  | 3/4"   | 19   | 1"     | 44.5       | 62  | 57  | 350 | 5076     |     |
| F90L1612I   | -16  | 1"     | 25.4 | 3/4"   | 38.1       | 60  | 77  | 280 | 4061     |     |
| F90L1616I   | -16  | 1"     | 25.4 | 1"     | 44.5       | 64  | 77  | 280 | 4061     |     |
| F90L1620I   | -16  | 1"     | 25.4 | 1.1/4" | 50.8       | 70  | 77  | 280 | 4061     |     |
| F90L2016I   | -20  | 1.1/4" | 31.8 | 1"     | 44.5       | 82  | 89  | 210 | 3046     |     |
| F90L2020I   | -20  | 1.1/4" | 31.8 | 1.1/4" | 50.8       | 87  | 89  | 210 | 3046     |     |
| F90L2024I   | -20  | 1.1/4" | 31.8 | 1.1/2" | 60.3       | 88  | 89  | 210 | 3046     |     |
| F90L2424I   | -24  | 1.1/2" | 38.1 | 1.1/2" | 60.3       | 102 | 101 | 185 | 2683     |     |
| F90L2432I   | -24  | 1.1/2" | 38.1 | 2"     | 71.4       | 118 | 101 | 185 | 2683     |     |
| F90L3232I   | -32  | 2"     | 50.8 | 2"     | 71.4       | 120 | 144 | 170 | 2466     |     |

## FLANSZA - 3000 PSI - 90° KOLANO (WYDŁUŻANA)



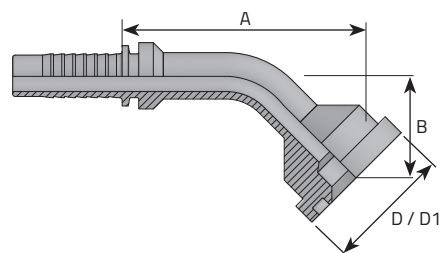
| Code        | Tube |        |      | Thread | Dimensions |       |     |     | Pressure |     |
|-------------|------|--------|------|--------|------------|-------|-----|-----|----------|-----|
|             | D.N. | Hose   | Diam |        | D          | D1    | B   | A   | Bar      | Psi |
|             | Inch |        | mm   | Inch   | mm         | mm    | mm  |     |          |     |
| F90L1212ILD | -12  | 3/4"   | 19   | 3/4"   | 38.1       | 96.8  | 57  | 350 | 5076     |     |
| F90L1216ILD | -16  | 3/4"   | 25.4 | 1"     | 44.5       | 134.5 | 57  | 350 | 5076     |     |
| F90L1616ILD | -16  | 1"     | 25.4 | 1"     | 44.5       | 115.5 | 77  | 280 | 4061     |     |
| F90L2020ILD | -20  | 1.1/4" | 31.8 | 1.1/4" | 50.8       | 114.2 | 89  | 210 | 3046     |     |
| F90L2424ILD | -24  | 1.1/2" | 38.1 | 1.1/2" | 60.3       | 131.4 | 101 | 185 | 2683     |     |

## FLANSZA - 3000 PSI - 45° KOLANO



| Code        | Tube |        |      | Thread | Dimensions |      |    |     | Pressure |      |
|-------------|------|--------|------|--------|------------|------|----|-----|----------|------|
|             | D.N. | Hose   | Diam |        | D          | D1   | B  | A   | Bar      | Psi  |
|             | Inch | mm     | Inch |        | mm         | mm   | mm |     |          |      |
| F60L0808I   | -8   | 1/2"   | 12.8 |        | 1/2"       | 30.2 | -  | 63  | 350      | 5076 |
| * F60L0810I | -8   | 1/2"   | 12.8 |        | 5/8"       | 34   | -  | 68  | 350      | 5076 |
| F60L0812I   | -8   | 1/2"   | 12.8 |        | 3/4"       | 38.1 | -  | 68  | 350      | 5076 |
| F60L1008I   | -10  | 5/8"   | 16   |        | 1/2"       | 30.2 | -  | 59  | 350      | 5076 |
| * F60L1010I | -10  | 5/8"   | 16   |        | 5/8"       | 34   | -  | 63  | 350      | 5076 |
| F60L1012I   | -10  | 5/8"   | 16   |        | 3/4"       | 38.1 | -  | 63  | 350      | 5076 |
| F60L1208I   | -12  | 3/4"   | 19   |        | 1/2"       | 30.2 | -  | 63  | 350      | 5076 |
| F60L1212I   | -12  | 3/4"   | 19   |        | 3/4"       | 38.1 | -  | 67  | 350      | 5076 |
| F60L1216I   | -16  | 3/4"   | 25.4 |        | 1"         | 44.5 | -  | 70  | 350      | 5076 |
| F60L1612I   | -16  | 1"     | 25.4 |        | 3/4"       | 38.1 | -  | 83  | 280      | 4061 |
| F60L1616I   | -16  | 1"     | 25.4 |        | 1"         | 44.5 | -  | 86  | 280      | 4061 |
| F60L1620I   | -16  | 1"     | 25.4 |        | 1.1/4"     | 50.8 | -  | 90  | 280      | 4061 |
| F60L2016I   | -20  | 1.1/4" | 31.8 |        | 1"         | 44.5 | -  | 96  | 210      | 3046 |
| F60L2020I   | -20  | 1.1/4" | 31.8 |        | 1.1/4"     | 50.8 | -  | 100 | 210      | 3046 |
| F60L2024I   | -20  | 1.1/4" | 31.8 |        | 1.1/2"     | 60.3 | -  | 101 | 210      | 3046 |
| F60L2424I   | -24  | 1.1/2" | 38.1 |        | 1.1/2"     | 60.3 | -  | 112 | 185      | 2683 |
| F60L2432I   | -24  | 1.1/2" | 38.1 |        | 2"         | 71.4 | -  | 123 | 185      | 2683 |
| F60L3232I   | -32  | 2"     | 50.8 |        | 2"         | 71.4 | -  | 148 | 170      | 2466 |

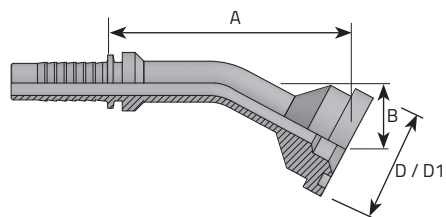
## FLANSA - 3000 PSI - 30° KOLANO



| Code        | Tube |        |      | Thread | Dimensions |      |     |     | Pressure |      |
|-------------|------|--------|------|--------|------------|------|-----|-----|----------|------|
|             | D.N. | Hose   | Diam |        | D          | D1   | B   | A   | Bar      | Psi  |
|             | Inch |        | mm   |        | Inch       | mm   | mm  | mm  |          |      |
| F45L0808I   | -8   | 1/2"   | 12.8 |        | 1/2"       | 30.2 | 23  | 63  | 350      | 5076 |
| * F45L0810I | -8   | 1/2"   | 12.8 |        | 5/8"       | 34   | 25  | 68  | 350      | 5076 |
| F45L0812I   | -8   | 1/2"   | 12.8 |        | 3/4"       | 38.1 | 28  | 68  | 350      | 5076 |
| F45L1008I   | -10  | 5/8"   | 16   |        | 1/2"       | 30.2 | 26  | 59  | 350      | 5076 |
| * F45L1010I | -10  | 5/8"   | 16   |        | 5/8"       | 34   | 30  | 63  | 350      | 5076 |
| F45L1012I   | -10  | 5/8"   | 16   |        | 3/4"       | 38.1 | 30  | 63  | 350      | 5076 |
| F45L1208I   | -12  | 3/4"   | 19   |        | 1/2"       | 30.2 | 28  | 63  | 350      | 5076 |
| F45L1212I   | -12  | 3/4"   | 19   |        | 3/4"       | 38.1 | 32  | 67  | 350      | 5076 |
| F45L1216I   | -16  | 3/4"   | 25.4 |        | 1"         | 44.5 | 35  | 70  | 350      | 5076 |
| F45L1612I   | -16  | 1"     | 25.4 |        | 3/4"       | 38.1 | 35x | 83  | 280      | 4061 |
| F45L1616I   | -16  | 1"     | 25.4 |        | 1"         | 44.5 | 32  | 86  | 280      | 4061 |
| F45L1620I   | -16  | 1"     | 25.4 |        | 1.1/4"     | 50.8 | 36  | 90  | 280      | 4061 |
| F45L2016I   | -20  | 1.1/4" | 31.8 |        | 1"         | 44.5 | 36  | 96  | 210      | 3046 |
| F45L2020I   | -20  | 1.1/4" | 31.8 |        | 1.1/4"     | 50.8 | 43  | 100 | 210      | 3046 |
| F45L2024I   | -20  | 1.1/4" | 31.8 |        | 1.1/2"     | 60.3 | 44  | 101 | 210      | 3046 |
| F45L2424I   | -24  | 1.1/2" | 38.1 |        | 1.1/2"     | 60.3 | 41  | 112 | 185      | 2683 |
| F45L2432I   | -24  | 1.1/2" | 38.1 |        | 2"         | 71.4 | 52  | 123 | 185      | 2683 |
| F45L3232I   | -32  | 2"     | 50.8 |        | 2"         | 71.4 | 59  | 148 | 170      | 2466 |

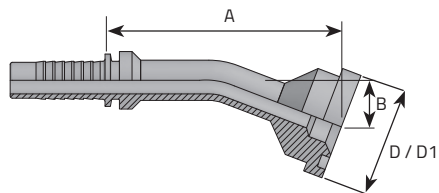


## FLANSZA - 3000 PSI - 30° KOLANO



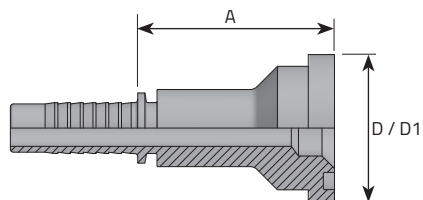
| Code        | Tube |        |      | Thread | Dimensions |      |    |     | Pressure |      |
|-------------|------|--------|------|--------|------------|------|----|-----|----------|------|
|             | D.N. | Hose   | Diam |        | D          | D1   | B  | A   | Bar      | Psi  |
|             | Inch | mm     | Inch |        | mm         | mm   | mm |     |          |      |
| F30L0808I   | -8   | 1/2"   | 12.8 |        | 1/2"       | 30.2 | -  | 63  | 350      | 5076 |
| * F30L0810I | -8   | 1/2"   | 12.8 |        | 5/8"       | 34   | -  | 68  | 350      | 5076 |
| F30L0812I   | -8   | 1/2"   | 12.8 |        | 3/4"       | 38.1 | -  | 68  | 350      | 5076 |
| F30L1008I   | -10  | 5/8"   | 16   |        | 1/2"       | 30.2 | -  | 59  | 350      | 5076 |
| * F30L1010I | -10  | 5/8"   | 16   |        | 5/8"       | 34   | -  | 63  | 350      | 5076 |
| F30L1012I   | -10  | 5/8"   | 16   |        | 3/4"       | 38.1 | -  | 63  | 350      | 5076 |
| F30L1208I   | -12  | 3/4"   | 19   |        | 1/2"       | 30.2 | -  | 63  | 350      | 5076 |
| F30L1212I   | -12  | 3/4"   | 19   |        | 3/4"       | 38.1 | -  | 67  | 350      | 5076 |
| F30L1216I   | -16  | 3/4"   | 25.4 |        | 1"         | 44.5 | -  | 70  | 350      | 5076 |
| F30L1612I   | -16  | 1"     | 25.4 |        | 3/4"       | 38.1 | -  | 83  | 280      | 4061 |
| F30L1616I   | -16  | 1"     | 25.4 |        | 1"         | 44.5 | -  | 86  | 280      | 4061 |
| F30L1620I   | -16  | 1"     | 25.4 |        | 1.1/4"     | 50.8 | -  | 90  | 280      | 4061 |
| F30L2016I   | -20  | 1.1/4" | 31.8 |        | 1"         | 44.5 | -  | 96  | 210      | 3046 |
| F30L2020I   | -20  | 1.1/4" | 31.8 |        | 1.1/4"     | 50.8 | -  | 100 | 210      | 3046 |
| F30L2024I   | -20  | 1.1/4" | 31.8 |        | 1.1/2"     | 60.3 | -  | 101 | 210      | 3046 |
| F30L2424I   | -24  | 1.1/2" | 38.1 |        | 1.1/2"     | 60.3 | -  | 112 | 185      | 2683 |
| F30L2432I   | -24  | 1.1/2" | 38.1 |        | 2"         | 71.4 | -  | 123 | 185      | 2683 |
| F30L3232I   | -32  | 2"     | 50.8 |        | 2"         | 71.4 | -  | 148 | 170      | 2466 |

## FLANSZA - 3000 PSI - 22.5° KOLANO



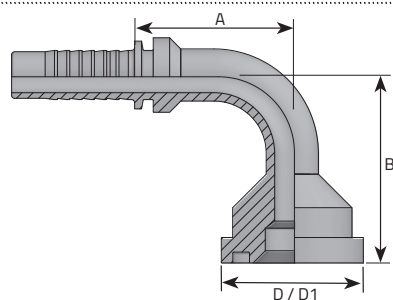
| Code          | Tube |        |      | Thread | Dimensions |    |     |     | Pressure |     |
|---------------|------|--------|------|--------|------------|----|-----|-----|----------|-----|
|               | D.N. | Hose   | Diam |        | D          | D1 | B   | A   | Bar      | Psi |
|               | Inch | mm     | Inch |        | mm         | mm | mm  |     |          |     |
| F22.5L0808I   | -8   | 1/2"   | 12.8 | 1/2"   | 30.2       | -  | 63  | 350 | 5076     |     |
| * F22.5L0810I | -8   | 1/2"   | 12.8 | 5/8"   | 34         | -  | 68  | 350 | 5076     |     |
| F22.5L0812I   | -8   | 1/2"   | 12.8 | 3/4"   | 38.1       | -  | 68  | 350 | 5076     |     |
| F22.5L1008I   | -10  | 5/8"   | 16   | 1/2"   | 30.2       | -  | 59  | 350 | 5076     |     |
| * F22.5L1010I | -10  | 5/8"   | 16   | 5/8"   | 34         | -  | 63  | 350 | 5076     |     |
| F22.5L1012I   | -10  | 5/8"   | 16   | 3/4"   | 38.1       | -  | 63  | 350 | 5076     |     |
| F22.5L1208I   | -12  | 3/4"   | 19   | 1/2"   | 30.2       | -  | 63  | 350 | 5076     |     |
| F22.5L1212I   | -12  | 3/4"   | 19   | 3/4"   | 38.1       | -  | 67  | 350 | 5076     |     |
| F22.5L1216I   | -16  | 3/4"   | 25.4 | 1"     | 44.5       | -  | 70  | 350 | 5076     |     |
| F22.5L1612I   | -16  | 1"     | 25.4 | 3/4"   | 38.1       | -  | 83  | 280 | 4061     |     |
| F22.5L1616I   | -16  | 1"     | 25.4 | 1"     | 44.5       | -  | 86  | 280 | 4061     |     |
| F22.5L1620I   | -16  | 1"     | 25.4 | 1.1/4" | 50.8       | -  | 90  | 280 | 4061     |     |
| F22.5L2016I   | -20  | 1.1/4" | 31.8 | 1"     | 44.5       | -  | 96  | 210 | 3046     |     |
| F22.5L2020I   | -20  | 1.1/4" | 31.8 | 1.1/4" | 50.8       | -  | 100 | 210 | 3046     |     |
| F22.5L2024I   | -20  | 1.1/4" | 31.8 | 1.1/2" | 60.3       | -  | 101 | 210 | 3046     |     |
| F22.5L2424I   | -24  | 1.1/2" | 38.1 | 1.1/2" | 60.3       | -  | 112 | 185 | 2683     |     |
| F22.5L2432I   | -24  | 1.1/2" | 38.1 | 2"     | 71.4       | -  | 123 | 185 | 2683     |     |
| F22.5L3232I   | -32  | 2"     | 50.8 | 2"     | 71.4       | -  | 148 | 170 | 2466     |     |

## FLANSA - 6000 PSI



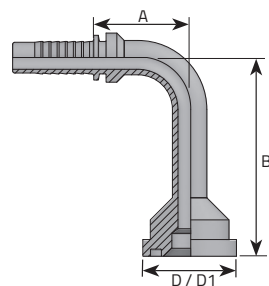
| Code     | Tube |        |      | Thread | Dimensions |      |    | Pressure |      |
|----------|------|--------|------|--------|------------|------|----|----------|------|
|          | D.N. | Hose   | Diam |        | D          | D1   | A  | Bar      | Psi  |
|          | Inch |        | mm   |        | Inch       | mm   | mm |          |      |
| FDP0808I | -8   | 1/2"   | 12.8 |        | 1/2"       | 31.7 | 50 | 415      | 6019 |
| FDP0812I | -8   | 1/2"   | 12.8 |        | 3/4"       | 41.3 | 55 | 415      | 6019 |
| FDP1008I | -10  | 5/8"   | 16   |        | 1/2"       | 31.7 | 50 | 350      | 5076 |
| FDP1012I | -10  | 5/8"   | 16   |        | 3/4"       | 41.3 | 51 | 350      | 5076 |
| FDP1208I | -12  | 3/4"   | 19   |        | 1/2"       | 31.7 | 53 | 350      | 5076 |
| FDP1212I | -12  | 3/4"   | 19   |        | 3/4"       | 41.3 | 53 | 350      | 5076 |
| FDP1216I | -12  | 3/4"   | 19   |        | 1"         | 47.6 | 64 | 350      | 5076 |
| FDP1612I | -16  | 1"     | 25.4 |        | 3/4"       | 41.3 | 64 | 280      | 4061 |
| FDP1616I | -16  | 1"     | 25.4 |        | 1"         | 47.6 | 66 | 280      | 4061 |
| FDP1620I | -16  | 1"     | 25.4 |        | 1.1/4"     | 54   | 71 | 280      | 4061 |
| FDP2016I | -20  | 1.1/4" | 31.8 |        | 1"         | 47.6 | 66 | 210      | 3046 |
| FDP2020I | -20  | 1.1/4" | 31.8 |        | 1.1/4"     | 54   | 67 | 210      | 3046 |
| FDP2024I | -20  | 1.1/4" | 31.8 |        | 1.1/2"     | 63.5 | 78 | 210      | 3046 |
| FDP2424I | -24  | 1.1/2" | 38.1 |        | 1.1/2"     | 63.5 | 78 | 185      | 2683 |
| FDP2432I | -24  | 1.1/2" | 38.1 |        | 2"         | 79.4 | 73 | 185      | 2683 |
| FDP3232I | -32  | 2"     | 50.8 |        | 2"         | 79.4 | 73 | 172      | 2495 |

## FLANSA - 6000 PSI - 90° KOLANO



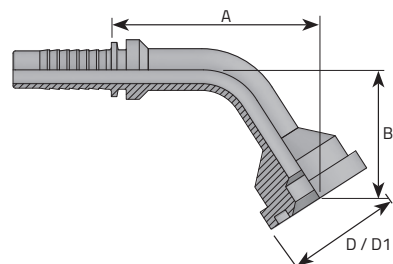
| Code      | Tube |        |      | Thread | Dimensions |     |     |     | Pressure |     |
|-----------|------|--------|------|--------|------------|-----|-----|-----|----------|-----|
|           | D.N. | Hose   | Diam |        | D          | D1  | B   | A   | Bar      | Psi |
|           | Inch | mm     | Inch |        | mm         | mm  | mm  |     |          |     |
| F90P0808I | -8   | 1/2"   | 12.8 | 1/2"   | 31.7       | 44  | 39  | 415 | 6019     |     |
| F90P0812I | -8   | 1/2"   | 12.8 | 3/4"   | 41.3       | 51  | 39  | 415 | 6019     |     |
| F90P1008I | -10  | 5/8"   | 16   | 1/2"   | 31.7       | 50  | 49  | 350 | 5076     |     |
| F90P1012I | -10  | 5/8"   | 16   | 3/4"   | 41.3       | 59  | 49  | 350 | 5076     |     |
| F90P1208I | -12  | 3/4"   | 19   | 1/2"   | 31.7       | 53  | 57  | 350 | 5076     |     |
| F90P1212I | -12  | 3/4"   | 19   | 3/4"   | 41.3       | 62  | 57  | 350 | 5076     |     |
| F90P1216I | -12  | 3/4"   | 19   | 1"     | 47.6       | 67  | 57  | 350 | 5076     |     |
| F90P1612I | -16  | 1"     | 25.4 | 3/4"   | 41.3       | 64  | 77  | 280 | 4061     |     |
| F90P1616I | -16  | 1"     | 25.4 | 1"     | 47.6       | 69  | 77  | 280 | 4061     |     |
| F90P1620I | -16  | 1"     | 25.4 | 1.1/4" | 54         | 73  | 77  | 280 | 4061     |     |
| F90P2016I | -20  | 1.1/4" | 31.8 | 1"     | 47.6       | 87  | 89  | 210 | 3046     |     |
| F90P2020I | -20  | 1.1/4" | 31.8 | 1.1/4" | 54         | 93  | 89  | 210 | 3046     |     |
| F90P2024I | -20  | 1.1/4" | 31.8 | 1.1/2" | 63.5       | 97  | 89  | 210 | 3046     |     |
| F90P2424I | -24  | 1.1/2" | 38.1 | 1.1/2" | 63.5       | 111 | 101 | 185 | 2683     |     |
| F90P2432I | -24  | 1.1/2" | 38.1 | 2"     | 79.4       | 126 | 101 | 185 | 2683     |     |
| F90P3232I | -32  | 2"     | 50.8 | 2"     | 79.4       | 128 | 144 | 172 | 2495     |     |

## FLANSZA 6000 PSI - 90° KOLANO (WYDŁUŻANA)



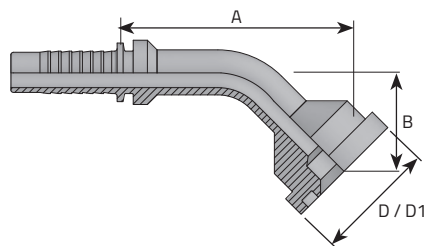
| Code         | Tube |        |      | Thread | Dimensions |      |     |    | Pressure |      |
|--------------|------|--------|------|--------|------------|------|-----|----|----------|------|
|              | D.N. | Hose   | Diam |        | D          | D1   | B   | A  | Bar      | Psi  |
|              | Inch | mm     |      | Inch   | mm         | mm   | mm  |    |          |      |
| F90P1212I LD | 20   | 3/4"   | 12   |        | 3/4"       | 41.3 | 100 | 57 | 350      | 5076 |
| F90P1216I LD | 20   | 3/4"   | 12   |        | 1"         | 47.6 | 137 | 57 | 350      | 5076 |
| F90P1616I LD | 25   | 1"     | 16   |        | 1"         | 47.6 | 120 | 77 | 280      | 4061 |
| F90P2020I LD | 32   | 1.1/4" | 20   |        | 1.1/4"     | 54   | 115 | 89 | 210      | 3046 |
| F90P2424I LD | 40   | 1.1/2" | 24   |        | 1.1/2"     | 63.5 | 135 | 95 | 185      | 2683 |

## FLANSZA 6000 PSI - 60° KOLANO



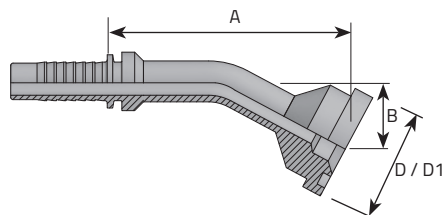
| Code      | Tube |        |      | Thread | Dimensions |      |    |     | Pressure |      |
|-----------|------|--------|------|--------|------------|------|----|-----|----------|------|
|           | D.N. | Hose   | Diam |        | D          | D1   | B  | A   | Bar      | Psi  |
|           | Inch | mm     | mm   |        | Inch       | mm   | mm | mm  |          |      |
| F60P0808I | -8   | 1/2"   | 12.8 |        | 1/2"       | 31.7 | -  | 64  | 415      | 6019 |
| F60P0812I | -8   | 1/2"   | 12.8 |        | 3/4"       | 41.3 | -  | 69  | 415      | 6019 |
| F60P1008I | -10  | 5/8"   | 16   |        | 1/2"       | 31.7 | -  | 60  | 350      | 5076 |
| F60P1012I | -10  | 5/8"   | 16   |        | 3/4"       | 41.3 | -  | 66  | 350      | 5076 |
| F60P1208I | -12  | 3/4"   | 19   |        | 1/2"       | 31.7 | -  | 64  | 350      | 5076 |
| F60P1212I | -12  | 3/4"   | 19   |        | 3/4"       | 41.3 | -  | 70  | 350      | 5076 |
| F60P1216I | -12  | 3/4"   | 19   |        | 1"         | 47.6 | -  | 74  | 350      | 5076 |
| F60P1612I | -16  | 1"     | 25.4 |        | 3/4"       | 41.3 | -  | 86  | 280      | 4061 |
| F60P1616I | -16  | 1"     | 25.4 |        | 1"         | 47.6 | -  | 89  | 280      | 4061 |
| F60P1620I | -16  | 1"     | 25.4 |        | 1.1/4"     | 54   | -  | 94  | 280      | 4061 |
| F60P2016I | -20  | 1.1/4" | 31.8 |        | 1"         | 47.6 | -  | 100 | 210      | 3046 |
| F60P2020I | -20  | 1.1/4" | 31.8 |        | 1.1/4"     | 54   | -  | 104 | 210      | 3046 |
| F60P2024I | -20  | 1.1/4" | 31.8 |        | 1.1/2"     | 63.5 | -  | 107 | 210      | 3046 |
| F60P2424I | -24  | 1.1/2" | 38.1 |        | 1.1/2"     | 63.5 | -  | 118 | 185      | 2683 |
| F60P2432I | -24  | 1.1/2" | 38.1 |        | 2"         | 79.4 | -  | 119 | 185      | 2683 |
| F60P3232I | -32  | 2"     | 50.8 |        | 2"         | 79.4 | -  | 153 | 172      | 2495 |

## FLANSZA - 6000 PSI - 45° KOLANO



| Code      | Tube |        |      | Thread | Dimensions |      |    |     | Pressure |      |
|-----------|------|--------|------|--------|------------|------|----|-----|----------|------|
|           | D.N. | Hose   | Diam |        | D          | D1   | B  | A   | Bar      | Psi  |
|           | Inch | mm     | Inch |        | mm         | mm   | mm |     |          |      |
| F45P0808I | -8   | 1/2"   | 12.8 |        | 1/2"       | 31.7 | 23 | 64  | 415      | 6019 |
| F45P0812I | -8   | 1/2"   | 12.8 |        | 3/4"       | 41.3 | 28 | 69  | 415      | 6019 |
| F45P1008I | -10  | 5/8"   | 16   |        | 1/2"       | 31.7 | 26 | 60  | 350      | 5076 |
| F45P1012I | -10  | 5/8"   | 16   |        | 3/4"       | 41.3 | 30 | 66  | 350      | 5076 |
| F45P1208I | -12  | 3/4"   | 19   |        | 1/2"       | 31.7 | 28 | 64  | 350      | 5076 |
| F45P1212I | -12  | 3/4"   | 19   |        | 3/4"       | 41.3 | 32 | 70  | 350      | 5076 |
| F45P1216I | -12  | 3/4"   | 19   |        | 1"         | 47.6 | 35 | 74  | 350      | 5076 |
| F45P1612I | -16  | 1"     | 25.4 |        | 3/4"       | 41.3 | 35 | 86  | 280      | 4061 |
| F45P1616I | -16  | 1"     | 25.4 |        | 1"         | 47.6 | 32 | 89  | 280      | 4061 |
| F45P1620I | -16  | 1"     | 25.4 |        | 1.1/4"     | 54   | 36 | 94  | 280      | 4061 |
| F45P2016I | -20  | 1.1/4" | 31.8 |        | 1"         | 47.6 | 36 | 100 | 210      | 3046 |
| F45P2020I | -20  | 1.1/4" | 31.8 |        | 1.1/4"     | 54   | 43 | 104 | 210      | 3046 |
| F45P2024I | -20  | 1.1/4" | 31.8 |        | 1.1/2"     | 63.5 | 44 | 107 | 210      | 3046 |
| F45P2424I | -24  | 1.1/2" | 38.1 |        | 1.1/2"     | 63.5 | 41 | 118 | 185      | 2683 |
| F45P2432I | -24  | 1.1/2" | 38.1 |        | 2"         | 79.4 | 52 | 119 | 185      | 2683 |
| F45P3232I | -32  | 2"     | 50.8 |        | 2"         | 79.4 | 59 | 153 | 172      | 2495 |

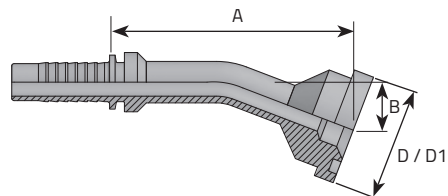
## FLANSZA - 6000 PSI - 30° KOLANO



| Code             | Tube       |               |             | Thread        | Dimensions  |          |            |            | Pressure    |     |
|------------------|------------|---------------|-------------|---------------|-------------|----------|------------|------------|-------------|-----|
|                  | D.N.       | Hose          | Diam        |               | D           | D1       | B          | A          | Bar         | Psi |
|                  | Inch       | mm            | Inch        |               | mm          | mm       | mm         |            |             |     |
| F30P0808I        | -8         | 1/2"          | 12.8        | 1/2"          | 31.7        | -        | 64         | 415        | 6019        |     |
| <b>F30P0812I</b> | <b>-8</b>  | <b>1/2"</b>   | <b>12.8</b> | <b>3/4"</b>   | <b>41.3</b> | <b>-</b> | <b>69</b>  | <b>415</b> | <b>6019</b> |     |
| F30P1008I        | -10        | 5/8"          | 16          | 1/2"          | 31.7        | -        | 60         | 350        | 5076        |     |
| <b>F30P1012I</b> | <b>-10</b> | <b>5/8"</b>   | <b>16</b>   | <b>3/4"</b>   | <b>41.3</b> | <b>-</b> | <b>66</b>  | <b>350</b> | <b>5076</b> |     |
| F30P1208I        | -12        | 3/4"          | 19          | 1/2"          | 31.7        | -        | 64         | 350        | 5076        |     |
| <b>F30P1212I</b> | <b>-12</b> | <b>3/4"</b>   | <b>19</b>   | <b>3/4"</b>   | <b>41.3</b> | <b>-</b> | <b>70</b>  | <b>350</b> | <b>5076</b> |     |
| F30P1216I        | -12        | 3/4"          | 19          | 1"            | 47.6        | -        | 74         | 350        | 5076        |     |
| <b>F30P1612I</b> | <b>-16</b> | <b>1"</b>     | <b>25.4</b> | <b>3/4"</b>   | <b>41.3</b> | <b>-</b> | <b>86</b>  | <b>280</b> | <b>4061</b> |     |
| F30P1616I        | -16        | 1"            | 25.4        | 1"            | 47.6        | -        | 89         | 280        | 4061        |     |
| <b>F30P1620I</b> | <b>-16</b> | <b>1"</b>     | <b>25.4</b> | <b>1.1/4"</b> | <b>54</b>   | <b>-</b> | <b>94</b>  | <b>280</b> | <b>4061</b> |     |
| F30P2016I        | -20        | 1.1/4"        | 31.8        | 1"            | 47.6        | -        | 100        | 210        | 3046        |     |
| <b>F30P2020I</b> | <b>-20</b> | <b>1.1/4"</b> | <b>31.8</b> | <b>1.1/4"</b> | <b>54</b>   | <b>-</b> | <b>104</b> | <b>210</b> | <b>3046</b> |     |
| F30P2024I        | -20        | 1.1/4"        | 31.8        | 1.1/2"        | 63.5        | -        | 107        | 210        | 3046        |     |
| <b>F30P2424I</b> | <b>-24</b> | <b>1.1/2"</b> | <b>38.1</b> | <b>1.1/2"</b> | <b>63.5</b> | <b>-</b> | <b>118</b> | <b>185</b> | <b>2683</b> |     |
| F30P2432I        | -24        | 1.1/2"        | 38.1        | 2"            | 79.4        | -        | 119        | 185        | 2683        |     |
| <b>F30P3232I</b> | <b>-32</b> | <b>2"</b>     | <b>50.8</b> | <b>2"</b>     | <b>79.4</b> | <b>-</b> | <b>153</b> | <b>172</b> | <b>2495</b> |     |

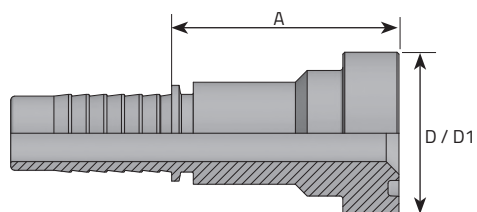


## FLANSZA - 6000 PSI - 22.5° KOLANO



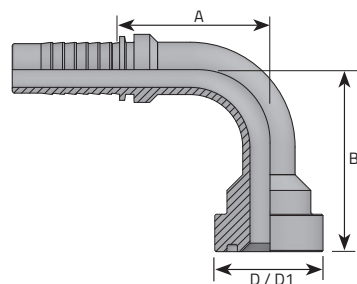
| Code        | Tube |        |      | Thread | Dimensions |    |     |     | Pressure |     |
|-------------|------|--------|------|--------|------------|----|-----|-----|----------|-----|
|             | D.N. | Hose   | Diam |        | D          | D1 | B   | A   | Bar      | Psi |
|             | Inch | mm     | Inch |        | mm         | mm | mm  |     |          |     |
| F22.5P0808I | -8   | 1/2"   | 12.8 | 1/2"   | 31.7       | -  | 64  | 415 | 6019     |     |
| F22.5P0812I | -8   | 1/2"   | 12.8 | 3/4"   | 41.3       | -  | 69  | 415 | 6019     |     |
| F22.5P1008I | -10  | 5/8"   | 16   | 1/2"   | 31.7       | -  | 60  | 350 | 5076     |     |
| F22.5P1012I | -10  | 5/8"   | 16   | 3/4"   | 41.3       | -  | 66  | 350 | 5076     |     |
| F22.5P1208I | -12  | 3/4"   | 19   | 1/2"   | 31.7       | -  | 64  | 350 | 5076     |     |
| F22.5P1212I | -12  | 3/4"   | 19   | 3/4"   | 41.3       | -  | 70  | 350 | 5076     |     |
| F22.5P1216I | -12  | 3/4"   | 19   | 1"     | 47.6       | -  | 74  | 350 | 5076     |     |
| F22.5P1612I | -16  | 1"     | 25.4 | 3/4"   | 41.3       | -  | 86  | 280 | 4061     |     |
| F22.5P1616I | -16  | 1"     | 25.4 | 1"     | 47.6       | -  | 89  | 280 | 4061     |     |
| F22.5P1620I | -16  | 1"     | 25.4 | 1.1/4" | 54         | -  | 94  | 280 | 4061     |     |
| F22.5P2016I | -20  | 1.1/4" | 31.8 | 1"     | 47.6       | -  | 100 | 210 | 3046     |     |
| F22.5P2020I | -20  | 1.1/4" | 31.8 | 1.1/4" | 54         | -  | 104 | 210 | 3046     |     |
| F22.5P2024I | -20  | 1.1/4" | 31.8 | 1.1/2" | 63.5       | -  | 107 | 210 | 3046     |     |
| F22.5P2424I | -24  | 1.1/2" | 38.1 | 1.1/2" | 63.5       | -  | 118 | 185 | 2683     |     |
| F22.5P2432I | -24  | 1.1/2" | 38.1 | 2"     | 79.4       | -  | 119 | 185 | 2683     |     |
| F22.5P3232I | -32  | 2"     | 50.8 | 2"     | 79.4       | -  | 153 | 172 | 2495     |     |

## SUPERCAT FLANSA

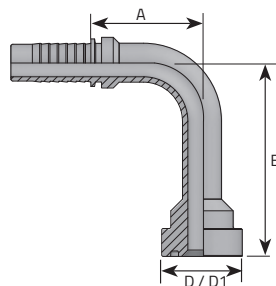


| Code     | Tube |        |      | Thread | Dimensions |      |    | Pressure |      |
|----------|------|--------|------|--------|------------|------|----|----------|------|
|          | D.N. | Hose   | Diam |        | D          | D1   | A  | Bar      | Psi  |
|          | Inch |        | mm   |        | Inch       | mm   | mm |          |      |
| FDS1212I | -12  | 3/4"   | 19   |        | 3/4"       | 41.3 | 58 | 350      | 5076 |
| FDS1216I | -12  | 3/4"   | 19   |        | 1"         | 47.6 | 70 | 350      | 5076 |
| FDS1616I | -16  | 1"     | 25.4 |        | 1"         | 47.6 | 72 | 280      | 4061 |
| FDS1620I | -16  | 1"     | 25.4 |        | 1.1/4"     | 54   | 75 | 280      | 4061 |
| FDS2020I | -20  | 1.1/4" | 31.8 |        | 1.1/4"     | 54   | 71 | 210      | 3046 |
| FDS2024I | -20  | 1.1/4" | 31.8 |        | 1.1/2"     | 63.5 | 80 | 210      | 3046 |
| FDS2424I | -24  | 1.1/2" | 38.1 |        | 1.1/2"     | 63.5 | 80 | 185      | 2683 |

## SUPERCAT FLANSZA - 90° KOLANO

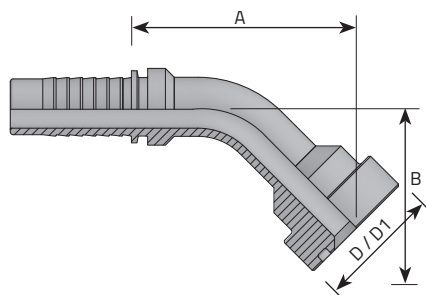


| Code      | Tube |              |            | Thread | Dimensions |          |         |         | Pressure |      |
|-----------|------|--------------|------------|--------|------------|----------|---------|---------|----------|------|
|           | D.N. | Hose<br>Inch | Diam<br>mm |        | D<br>Inch  | D1<br>mm | B<br>mm | A<br>mm | Bar      | Psi  |
| F90S1212I | -12  | 3/4"         | 19         |        | 3/4"       | 41.3     | 67      | 57      | 350      | 5076 |
| F90S1216I | -12  | 3/4"         | 19         |        | 1"         | 47.6     | 73      | 57      | 350      | 5076 |
| F90S1616I | -16  | 1"           | 25.4       |        | 1"         | 47.6     | 75      | 77      | 280      | 4061 |
| F90S1620I | -16  | 1"           | 25.4       |        | 1.1/4"     | 54       | 80      | 77      | 280      | 4061 |
| F90S2020I | -20  | 1.1/4"       | 31.8       |        | 1.1/4"     | 54       | 97      | 89      | 210      | 3046 |
| F90S2024I | -20  | 1.1/4"       | 31.8       |        | 1.1/2"     | 63.5     | 99      | 89      | 210      | 3046 |
| F90S2424I | -24  | 1.1/2"       | 38.1       |        | 1.1/2"     | 63.5     | 113     | 101     | 185      | 2683 |

**SUPERCAT FLANSZA 90° KOLANO (WYDŁUŻANA)**


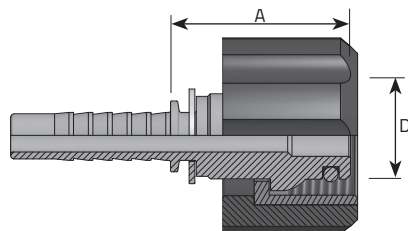
| Code        | Tube |        |      | Thread | Dimensions |       |     |     | Pressure |     |
|-------------|------|--------|------|--------|------------|-------|-----|-----|----------|-----|
|             | D.N. | Hose   | Diam |        | D          | D1    | B   | A   | Bar      | Psi |
|             | Inch |        | mm   | Inch   | mm         | mm    | mm  |     |          |     |
| F90S1212ILD | -12  | 3/4"   | 19   | 3/4"   | 41.3       | 105.4 | 57  | 350 | 5076     |     |
| F90S1216ILD | -12  | 3/4"   | 19   | 1"     | 47.6       | 142   | 57  | 350 | 5076     |     |
| F90S1616ILD | -16  | 1"     | 25.4 | 1"     | 47.6       | 124.8 | 77  | 280 | 4061     |     |
| F90S2020ILD | -20  | 1.1/4" | 31.8 | 1.1/4" | 54         | 123   | 89  | 210 | 3046     |     |
| F90S2424ILD | -24  | 1.1/2" | 38.1 | 1.1/2" | 63.5       | 139   | 101 | 185 | 2683     |     |

## SUPERCAT FLANSZA - 45° KOLANO



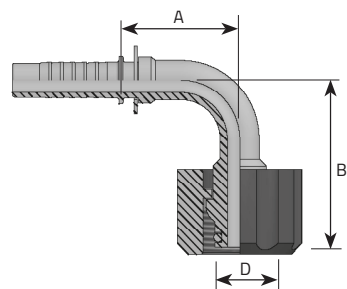
| Code      | Tube |        |      | Thread | Dimensions |      |    |     | Pressure |      |
|-----------|------|--------|------|--------|------------|------|----|-----|----------|------|
|           | D.N. | Hose   | Diam |        | D          | D1   | B  | A   | Bar      | Psi  |
|           |      | Inch   | mm   |        | Inch       | mm   | mm | mm  |          |      |
| F45S1212I | -12  | 3/4"   | 19   |        | 3/4"       | 41.3 | 39 | 74  | 350      | 5076 |
| F45S1216I | -12  | 3/4"   | 19   |        | 1"         | 47.6 | 43 | 78  | 350      | 5076 |
| F45S1616I | -16  | 1"     | 25.4 |        | 1"         | 47.6 | 40 | 94  | 280      | 4061 |
| F45S1620I | -16  | 1"     | 25.4 |        | 1.1/4"     | 54   | 43 | 97  | 280      | 4061 |
| F45S2020I | -20  | 1.1/4" | 31.8 |        | 1.1/4"     | 54   | 50 | 107 | 210      | 3046 |
| F45S2024I | -20  | 1.1/4" | 31.8 |        | 1.1/2"     | 63.5 | 51 | 108 | 210      | 3046 |
| F45S2424I | -24  | 1.1/2" | 38.1 |        | 1.1/2"     | 63.5 | 49 | 120 | 185      | 2683 |

## KOŃCÓWKA MYJKOWA ŻEŃSKA - TYP FK



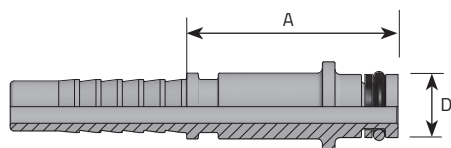
| Code          | Tube |       |      | Thread   |      | Dimensions |    | Pressure |      |
|---------------|------|-------|------|----------|------|------------|----|----------|------|
|               | D.N. | Hose  | Diam | T        | t/1" | D          | A  | Bar      | Psi  |
|               |      | Inch  | mm   | mm       |      | mm         | mm |          |      |
| FDW0422T14    | -4   | 1/4"  | 6.4  | M22 x1.5 | 14   | 33         |    | 400      | 5801 |
| FDW0422T15    | -4   | 1/4"  | 6.4  | M22 x1.5 | 15   | 33         |    | 400      | 5801 |
| * FDW0422T15L | -4   | 1/4"  | 6.4  | M22 x1.5 | 15   | 40         |    | 400      | 5801 |
| FDW0522T14    | -5   | 5/16" | 7.9  | M22 x1.5 | 14   | 33         |    | 400      | 5801 |
| FDW0522T15    | -5   | 5/16" | 7.9  | M22 x1.5 | 15   | 33         |    | 400      | 5801 |
| * FDW0522T15L | -5   | 5/16" | 7.9  | M22 x1.5 | 15   | 40         |    | 400      | 5801 |
| FDW0622T14    | -6   | 3/8"  | 9.5  | M22 x1.5 | 14   | 33         |    | 400      | 5801 |
| FDW0622T15    | -6   | 3/8"  | 9.5  | M22 x1.5 | 15   | 33         |    | 400      | 5801 |

## KOŃCÓWKA MYJKOWA ŻEŃSKA 90° KOLANO- TYP FK



| Code        | Tube |       | Thread |          | Dimensions |    |      | Pressure |     |      |
|-------------|------|-------|--------|----------|------------|----|------|----------|-----|------|
|             | D.N. | Hose  | Diam   | T        | t/1"       | D  | A    | B        | Bar | Psi  |
|             | Inch |       | mm     | mm       |            | mm | mm   | mm       |     |      |
| F90W0422T14 | -4   | 1/4"  | 6.4    | M22 x1.5 |            | 14 | 27.5 | 44.5     | 400 | 5801 |
| F90W0522T14 | -5   | 5/16" | 7.9    | M22 x1.5 |            | 14 | 32   | 44.5     | 400 | 5801 |
| F90W0622T14 | -6   | 3/8"  | 9.5    | M22 x1.5 |            | 14 | 35   | 47       | 400 | 5801 |

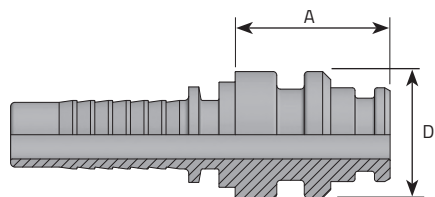
## KOŃCÓWKA PISTOLETOWA



| Code    | Tube |       |      | Thread | Dimensions |      | Pressure |     |
|---------|------|-------|------|--------|------------|------|----------|-----|
|         | D.N. | Hose  | Diam |        | D          | A    | Bar      | Psi |
|         |      | Inch  | mm   |        | mm         | mm   |          |     |
| FW04D10 | -4   | 1/4"  | 6.4  |        | 10         | 33.5 |          |     |
| FW04D11 | -4   | 1/4"  | 6.4  |        | 11         | 33.5 |          |     |
| FW05D10 | -5   | 5/16" | 7.9  |        | 10         | 33.5 |          |     |
| FW05D11 | -5   | 5/16" | 7.9  |        | 11         | 33.5 |          |     |

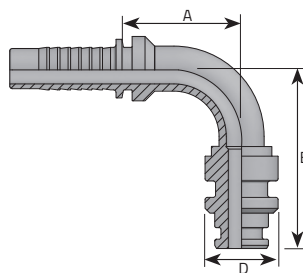


## STECKO MĘSKA



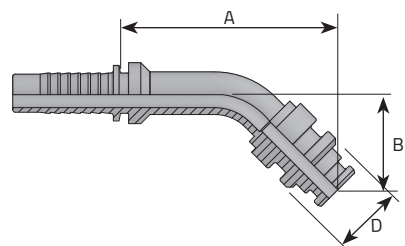
| Code     | Tube |        |      | Thread | Dimensions |    | Pressure |     |
|----------|------|--------|------|--------|------------|----|----------|-----|
|          | D.N. | Hose   | Diam |        | A          | D  | Bar      | Psi |
|          |      | Inch   | mm   |        | mm         | mm |          |     |
| MINE0404 | -4   | 1/4"   | 6.4  |        | 28.7       | 15 |          |     |
| MINE0606 | -6   | 3/8"   | 9.5  |        | 28.8       | 20 |          |     |
| MINE0808 | -8   | 1/2"   | 12.8 |        | 28.7       | 24 |          |     |
| MINE1212 | -12  | 3/4"   | 19   |        | 28.9       | 29 |          |     |
| MINE1616 | -16  | 1"     | 25.4 |        | 35.1       | 39 |          |     |
| MINE2020 | -20  | 1.1/4" | 31.8 |        | 35         | 46 |          |     |
| MINE2424 | -24  | 1.1/2" | 38.1 |        | 40         | 55 |          |     |
| MINE3232 | -32  | 2"     | 50.8 |        | 40         | 64 |          |     |

## STECKO MĘSKA 90° KOLANO



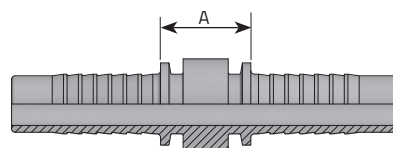
| Code       | Tube |      |      | Thread | Dimensions |      |    | Pressure |     |
|------------|------|------|------|--------|------------|------|----|----------|-----|
|            | D.N. | Hose | Diam |        | A          | B    | D  | Bar      | Psi |
|            |      | Inch | mm   |        | mm         | mm   | mm |          |     |
| MINE900606 | -6   | 3/8" | 9.5  |        | 32.5       | 53.5 | 20 |          |     |
| MINE900808 | -8   | 1/2" | 12.8 |        | 39         | 58   | 24 |          |     |

## STECKO MĘSKA 45° KOLANO



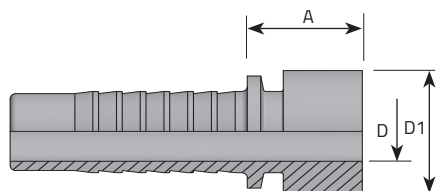
| Code       | Tube |      |      | Thread | Dimensions |    |   | Pressure |     |
|------------|------|------|------|--------|------------|----|---|----------|-----|
|            | D.N. | Hose | Diam |        | A          | B  | D | Bar      | Psi |
|            | Inch |      | mm   | mm     | mm         | mm |   |          |     |
| MINE450606 | -6   | 3/8" | 9.5  | 65     | 34         | 20 |   |          |     |
| MINE450808 | -8   | 1/2" | 12.8 | 73     | 35         | 24 |   |          |     |

## ZŁĄCZE NAPRAWCZE

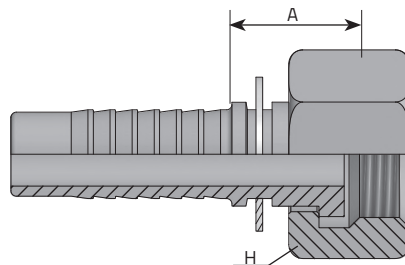


| Code | Tube |        |      | Thread | Dimensions<br>A | Pressure |      |
|------|------|--------|------|--------|-----------------|----------|------|
|      | D.N. | Hose   | Diam |        |                 | Bar      | Psi  |
|      | Inch |        | mm   |        | mm              |          |      |
| GD04 | -4   | 1/4"   | 6.4  |        | 14              | 450      | 6526 |
| GD05 | -5   | 5/16"  | 7.9  |        | 14              | 350      | 5076 |
| GD06 | -6   | 3/8"   | 9.5  |        | 15              | 445      | 6454 |
| GD08 | -8   | 1/2"   | 12.8 |        | 20              | 415      | 6019 |
| GD10 | -10  | 5/8"   | 16   |        | 16              | 350      | 5076 |
| GD12 | -12  | 3/4"   | 19   |        | 18              | 350      | 5076 |
| GD16 | -16  | 1"     | 25.4 |        | 20              | 280      | 4061 |
| GD20 | -20  | 1.1/4" | 31.8 |        | 21              | 210      | 3046 |

## KOŃCÓWKA DO SPAWANIA



| Code    | Tube |        |      | Thread | Dimensions |    |      | Pressure |     |
|---------|------|--------|------|--------|------------|----|------|----------|-----|
|         | D.N. | Hose   | Diam |        | D          | D1 | A    | Bar      | Psi |
|         |      | Inch   | mm   |        | mm         | mm | mm   |          |     |
| CS03    | -3   | 3/16"  | 4.8  |        | -          | 12 | 14.5 |          |     |
| CS04    | -4   | 1/4"   | 6.4  |        | -          | 12 | 12.5 |          |     |
| CS04T8  | -4   | 1/4"   | 6.4  |        | 8          | 12 | 12.5 |          |     |
| CS05    | -5   | 5/16"  | 7.9  |        | -          | 14 | 13.5 |          |     |
| CS05T10 | -5   | 5/16"  | 7.9  |        | 10         | 15 | 13.6 |          |     |
| CS06    | -6   | 3/8"   | 9.5  |        | -          | 16 | 14.5 |          |     |
| CS06T10 | -6   | 3/8"   | 9.5  |        | 10         | 16 | 14.5 |          |     |
| CS06T12 | -6   | 3/8"   | 9.5  |        | 12         | 16 | 14.5 |          |     |
| CS08    | -8   | 1/2"   | 12.8 |        | -          | 20 | 16   |          |     |
| CS08T14 | -8   | 1/2"   | 12.8 |        | 14         | 20 | 16   |          |     |
| CS08T15 | -8   | 1/2"   | 12.8 |        | 15         | 20 | 16   |          |     |
| CS08T16 | -8   | 1/2"   | 12.8 |        | 16         | 20 | 16   |          |     |
| CS10    | -10  | 5/8"   | 16   |        | -          | 24 | 18   |          |     |
| CS12    | -12  | 3/4"   | 19   |        | -          | 26 | 15.5 |          |     |
| CS16    | -16  | 1"     | 25.4 |        | -          | 32 | 22   |          |     |
| CS20    | -20  | 1.1/4" | 31.8 |        | -          | 40 | 21.5 |          |     |
| CS24    | -24  | 1.1/2" | 38.1 |        | -          | 46 | 21.5 |          |     |
| CS32    | -32  | 2"     | 50.8 |        | -          | 60 | 23   |          |     |

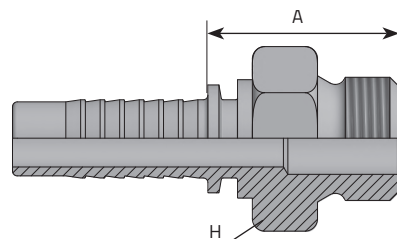
KOŃCÓWKA DO CO<sub>2</sub> ŻEŃSKA

| Code | Tube |      | Thread |    | Dimensions |    | Pressure |     |     |
|------|------|------|--------|----|------------|----|----------|-----|-----|
|      | D.N. | Hose | Diam   | T  | t/1"       | H  | A        | Bar | Psi |
|      | Inch |      | mm     | mm |            | mm | mm       |     |     |

|          |    |      |     |        |    |    |    |  |  |
|----------|----|------|-----|--------|----|----|----|--|--|
| FW0621.7 | -6 | 3/8" | 9.5 | 21.7 W | 14 | 27 | 16 |  |  |
|----------|----|------|-----|--------|----|----|----|--|--|

|          |    |      |      |        |    |    |      |  |  |
|----------|----|------|------|--------|----|----|------|--|--|
| FW0821.7 | -8 | 1/2" | 12.8 | 21.7 W | 14 | 27 | 16.5 |  |  |
|----------|----|------|------|--------|----|----|------|--|--|

## KOŃCÓWKA DO CO2 MĘSKA



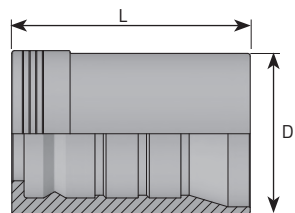
| Code     | Tube |      | Thread |        |      | Dimensions |      | Pressure |     |
|----------|------|------|--------|--------|------|------------|------|----------|-----|
|          | D.N. | Hose | Diam   | T      | t/1" | H          | A    | Bar      | Psi |
|          | Inch |      | mm     | mm     |      | mm         | mm   |          |     |
| MW0621.7 | -6   | 3/8" | 9.5    | 21.7 W | 14   | 24         | 27   |          |     |
| MW0821.7 | -8   | 1/2" | 12.8   | 21.7 W | 14   | 24         | 27.5 |          |     |





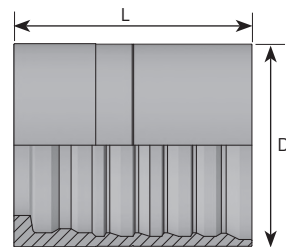
# Interlock

---

**INTERLOCK TULEJA DLA 4SH**


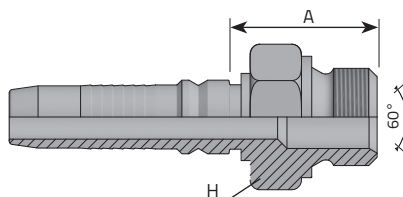
| Code    | Tube |        |      | Thread | Dimensions |      | Pressure |
|---------|------|--------|------|--------|------------|------|----------|
|         | D.N. | Hose   | Diam |        | D          | L    |          |
|         |      | Inch   | mm   |        | mm         | mm   |          |
| KB4SH10 | -10  | 5/8"   | 16   |        | 36         | 52   |          |
| KB4SH12 | -12  | 3/4"   | 19   |        | 38         | 60   |          |
| KB4SH16 | -16  | 1"     | 25.4 |        | 46         | 74.5 |          |
| KB4SH20 | -20  | 1.1/4" | 31.8 |        | 56         | 87.8 |          |
| KB4SH24 | -24  | 1.1/2" | 38.1 |        | 62         | 94.4 |          |
| KB4SH32 | -32  | 2"     | 50.8 |        | 79.5       | 99   |          |

## INTERLOCK TULEJA DLA R13/R15



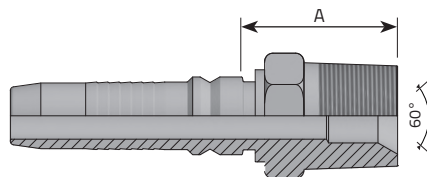
| Code           | Tube       |               |             | Thread | Dimensions |             | Pressure |
|----------------|------------|---------------|-------------|--------|------------|-------------|----------|
|                | D.N.       | Hose          | Diam        |        | D          | L           |          |
|                |            | Inch          | mm          |        | mm         | mm          |          |
| KBH1320        | -20        | 1.1/4"        | 31.8        |        | 60         | 87.8        |          |
| <b>KBH1324</b> | <b>-24</b> | <b>1.1/2"</b> | <b>38.1</b> |        | <b>67</b>  | <b>94.4</b> |          |
| KBH1332        | -32        | 2"            | 50.8        |        | 84.5       | 99          |          |

## INTERLOCK BSPP MĘSKA



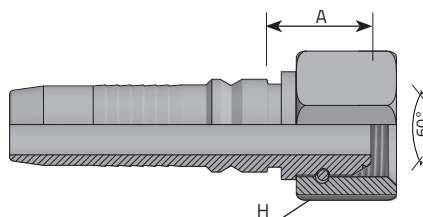
| Code    | Tube |        |      | Thread |      | Dimensions |      | Pressure |      |
|---------|------|--------|------|--------|------|------------|------|----------|------|
|         | D.N. | Hose   | Diam | T      | t/1" | H          | A    | Bar      | Psi  |
|         | Inch |        | mm   | Inch   |      | mm         | mm   |          |      |
| KMG1212 | -12  | 3/4"   | 19   | 3/4"   | 14   | 32         | 34.7 | 420      | 6091 |
| KMG1616 | -16  | 1"     | 25.4 | 1"     | 11   | 38         | 37.4 | 420      | 6091 |
| KMG1620 | -16  | 1"     | 25.4 | 1.1/4" | 11   | 50         | 42.6 | 420      | 6091 |
| KMG2020 | -20  | 1.1/4" | 31.8 | 1.1/4" | 11   | 50         | 44.2 | 420      | 6091 |
| KMG2424 | -24  | 1.1/2" | 38.1 | 1.1/2" | 11   | 55         | 44.5 | 345      | 5004 |
| KMG3232 | -32  | 2"     | 50.8 | 2"     | 11   | 70         | 54   | 345      | 5004 |

## INTERLOCK BSPT MĘSKA

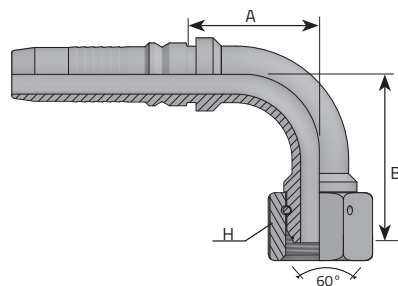


| Code     | Tube |        | Thread |        |      | Dimensions |      | Pressure |      |
|----------|------|--------|--------|--------|------|------------|------|----------|------|
|          | D.N. | Hose   | Diam   | T      | t/1" | H          | A    | Bar      | Psi  |
|          | Inch |        | mm     | Inch   |      | mm         | mm   |          |      |
| KMGK1212 | -12  | 3/4"   | 19     | 3/4"   | 14   | 27         | 34.7 | 420      | 6091 |
| KMGK1616 | -16  | 1"     | 25.4   | 1"     | 11   | 36         | 43.5 | 420      | 6091 |
| KMGK2020 | -20  | 1.1/4" | 31.8   | 1.1/4" | 11   | 46         | 42.0 | 414      | 6004 |
| KMGK2424 | -24  | 1.1/2" | 38.1   | 1.1/2" | 11   | 50         | 46   | 345      | 5004 |
| KMGK3232 | -32  | 2      | 50.8   | 2"     | 11   | 65         | 57   | 345      | 5004 |

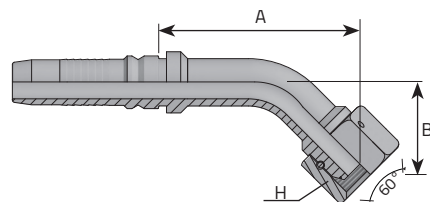
## INTERLOCK BSPP ŻEŃSKA (O-RING) - DRUTOWANA



| Code     | Tube |        |      | Thread |      | Dimensions |      | Pressure |      |
|----------|------|--------|------|--------|------|------------|------|----------|------|
|          | D.N. | Hose   | Diam | T      | t/1" | H          | A    | Bar      | Psi  |
|          | Inch | mm     | Inch |        | mm   | mm         |      |          |      |
| KFDG1212 | -12  | 3/4"   | 19   | 3/4"   | 14   | 32         | 22.7 | 420      | 6091 |
| KFDG1616 | -16  | 1"     | 25.4 | 1"     | 11   | 38         | 24.7 | 420      | 6091 |
| KFDG1620 | -16  | 1"     | 25.4 | 1.1/4" | 11   | 50         | 27.5 | 414      | 6004 |
| KFDG2020 | -20  | 1.1/4" | 31.8 | 1.1/4" | 11   | 50         | 28.2 | 345      | 5004 |
| KFDG2424 | -24  | 1.1/2" | 38.1 | 1.1/2" | 11   | 55         | 30.5 | 345      | 5004 |
| KFDG3232 | -32  | 2"     | 50.8 | 2"     | 11   | 70         | 34   | 345      | 5004 |

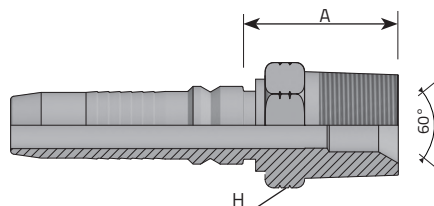
**INTERLOCK BSPP ŻEŃSKA 90° (O-RING) - DRUTOWANA**


| Code      | Tube |        | Thread |        |      | Dimensions |     |      | Pressure |      |
|-----------|------|--------|--------|--------|------|------------|-----|------|----------|------|
|           | D.N. | Hose   | Diam   | T      | t/1" | H          | B   | A    | Bar      | Psi  |
|           | Inch |        | mm     | Inch   |      | mm         | mm  | mm   |          |      |
| KF90G1212 | -12  | 3/4"   | 19     | 3/4"   | 14   | 32         | 59  | 54   | 420      | 6091 |
| KF90G1616 | -16  | 1"     | 25.4   | 1"     | 11   | 38         | 72  | 70.5 | 420      | 6091 |
| KF90G1620 | -16  | 1"     | 25.4   | 1.1/4" | 11   | 50         | 80  | 70.5 | 420      | 6091 |
| KF90G2020 | -20  | 1.1/4" | 31.8   | 1.1/4" | 11   | 50         | 93  | 87.7 | 420      | 6091 |
| KF90G2424 | -24  | 1.1/2" | 38.1   | 1.1/2" | 11   | 55         | 114 | 99.5 | 345      | 5004 |
| KF90G3232 | -32  | 2"     | 50.8   | 2"     | 11   | 70         | 136 | 135  | 345      | 5004 |

**INTERLOCK BSPP ŻEŃSKA 45° (O-RING) - DRUTOWANA**


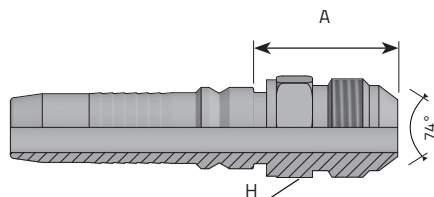
| Code      | Tube |        | Thread |        |      | Dimensions |    |       | Pressure |      |
|-----------|------|--------|--------|--------|------|------------|----|-------|----------|------|
|           | D.N. | Hose   | Diam   | T      | t/1" | H          | B  | A     | Bar      | Psi  |
|           | Inch |        | mm     | Inch   |      | mm         | mm | mm    |          |      |
| KF45G1212 | -12  | 3/4"   | 19     | 3/4"   | 14   | 32         | 29 | 60.7  | 420      | 6091 |
| KF45G1616 | -16  | 1"     | 25.4   | 1"     | 11   | 38         | 41 | 87.5  | 420      | 6091 |
| KF45G1620 | -16  | 1"     | 25.4   | 1.1/4" | 11   | 50         | 44 | 90.5  | 420      | 6091 |
| KF45G2020 | -20  | 1.1/4" | 31.8   | 1.1/4" | 11   | 50         | 44 | 100.5 | 420      | 6091 |
| KF45G2424 | -24  | 1.1/2" | 38.1   | 1.1/2" | 11   | 55         | 45 | 116.5 | 345      | 5004 |
| KF45G3232 | -32  | 2"     | 50.8   | 2"     | 11   | 70         | 68 | 156   | 345      | 5004 |



**INTERLOCK NPTF MĘSKA**


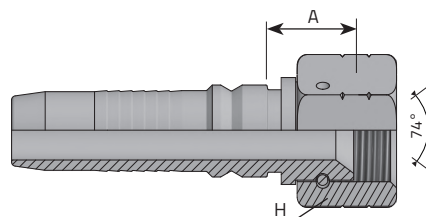
| Code       | Tube |        | Thread |        |      | Dimensions |      |       | Pressure |      |
|------------|------|--------|--------|--------|------|------------|------|-------|----------|------|
|            | D.N. | Hose   | Diam   | T      | t/1" | H          | B    | A     | Bar      | Psi  |
|            | Inch |        | mm     | Inch   |      | mm         | mm   | mm    |          |      |
| KMNPTF1212 | -12  | 3/4"   | 19     | 3/4"   | 14   | 27         | 34.5 | 96.5  | 420      | 6091 |
| KMNPTF1216 | -12  | 3/4"   | 19     | 1"     | 11.5 | 36         | 42.5 | 104.5 | 420      | 6091 |
| KMNPTF1616 | -16  | 1"     | 25.4   | 1"     | 11.5 | 36         | 43   | 115   | 420      | 6091 |
| KMNPTF1620 | -16  | 1"     | 25.4   | 1.1/4" | 11.5 | 46         | 43   | 115   | 420      | 6091 |
| KMNPTF2020 | -20  | 1.1/4" | 31.8   | 1.1/4" | 11.5 | 46         | 44   | 137.5 | 420      | 6091 |
| KMNPTF2024 | -20  | 1.1/4" | 31.8   | 1.1/2" | 11.5 | 50         | 44   | 137.5 | 420      | 6091 |
| KMNPTF2424 | -24  | 1.1/2" | 38.1   | 1.1/2" | 11.5 | 50         | 45.5 | 139   | 345      | 5004 |
| KMNPTF3232 | -32  | 2"     | 50.8   | 2"     | 11.5 | 65         | 57   | 155   | 345      | 5004 |

## INTERLOCK JIC 37° MĘSKA



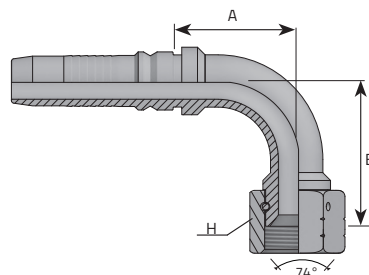
| Code    | Tube |        |      | Thread  |      | Dimensions |      | Pressure |      |
|---------|------|--------|------|---------|------|------------|------|----------|------|
|         | D.N. | Hose   | Diam | T       | t/1" | H          | A    | Bar      | Psi  |
|         | Inch |        | mm   | Inch    |      | mm         | mm   |          |      |
| KMJ1212 | -12  | 3/4"   | 19   | 1.1/16" | 12   | 27         | 38   | 420      | 6091 |
| KMJ1214 | -12  | 3/4"   | 19   | 1.3/16" | 12   | 32         | 39   | 420      | 6091 |
| KMJ1216 | -12  | 3/4"   | 19   | 1.5/16" | 12   | 34         | 39   | 420      | 6091 |
| KMJ1616 | -16  | 1"     | 25.4 | 1.5/16" | 12   | 34         | 40   | 414      | 6004 |
| KMJ1620 | -16  | 1"     | 25.4 | 1.5/8"  | 12   | 42         | 42.5 | 414      | 6004 |
| KMJ2020 | -20  | 1.1/4" | 31.8 | 1.5/8"  | 12   | 42         | 44   | 414      | 6004 |
| KMJ2024 | -20  | 1.1/4" | 31.8 | 1.7/8"  | 12   | 50         | 51   | 414      | 6004 |
| KMJ2424 | -24  | 1.1/2" | 38.1 | 1.7/8"  | 12   | 50         | 51   | 345      | 5004 |
| KMJ3232 | -32  | 2"     | 50.8 | 2.1/2"  | 12   | 65         | 61.5 | 345      | 5004 |

## INTERLOCK JIC 37° ŽEŇSKA

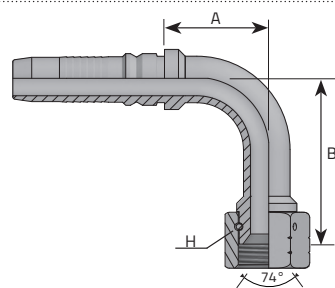


| Code     | Tube |        | Thread |         | Dimensions |    |      | Pressure |      |
|----------|------|--------|--------|---------|------------|----|------|----------|------|
|          | D.N. | Hose   | Diam   | T       | t/1"       | H  | A    | Bar      | Psi  |
|          |      | Inch   | mm     | Inch    |            | mm | mm   |          |      |
| KFDJ1212 | -12  | 3/4"   | 19     | 1.1/16" | 12         | 32 | 20.5 | 420      | 6091 |
| KFDJ1214 | -12  | 3/4"   | 19     | 1.3/16" | 12         | 36 | 20.5 | 420      | 6091 |
| KFDJ1216 | -12  | 3/4"   | 19     | 1.5/16" | 12         | 41 | 20.5 | 420      | 6091 |
| KFDJ1616 | -16  | 1"     | 25.4   | 1.5/16" | 12         | 41 | 22   | 414      | 6004 |
| KFDJ1620 | -16  | 1"     | 25.4   | 1.5/8"  | 12         | 50 | 26   | 414      | 6004 |
| KFDJ2020 | -20  | 1.1/4" | 31.8   | 1.5/8"  | 12         | 50 | 27.5 | 414      | 6004 |
| KFDJ2024 | -20  | 1.1/4" | 31.8   | 1.7/8"  | 12         | 55 | 29.5 | 414      | 6004 |
| KFDJ2424 | -24  | 1.1/2" | 38.1   | 1.7/8"  | 12         | 55 | 29.5 | 345      | 5004 |
| KFDJ3232 | -32  | 2"     | 50.8   | 2.1/2"  | 12         | 70 | 33   | 345      | 5004 |

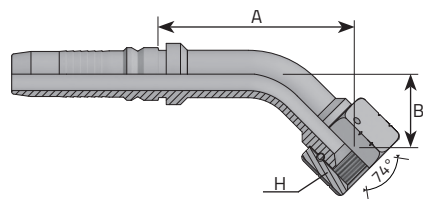
## INTERLOCK JIC 37° ŽEŇSKA 90°



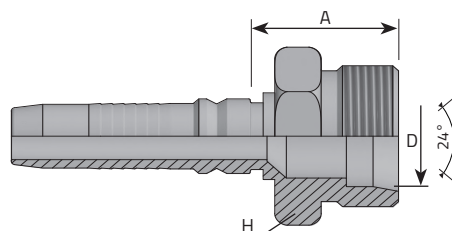
| Smart Code | Code      | Tube |        | Thread |         |      | Dimensions |       |      | Pressure |      |
|------------|-----------|------|--------|--------|---------|------|------------|-------|------|----------|------|
|            |           | D.N. | Hose   | Diam   | T       | t/1" | H          | A     | B    | Bar      | Psi  |
|            |           | Inch |        | mm     | Inch    |      | mm         | mm    | mm   |          |      |
|            | KF90J1212 | -12  | 3/4"   | 19     | 1.1/16" | 12   | 32         | 58    | 51   | 420      | 6091 |
|            | KF90J1214 | -12  | 3/4"   | 19     | 1.3/16" | 12   | 36         | 61    | 51   | 420      | 6091 |
|            | KF90J1216 | -12  | 3/4"   | 19     | 1.5/16" | 12   | 41         | 62.5  | 51   | 420      | 6091 |
|            | KF90J1616 | -16  | 1"     | 25.4   | 1.5/16" | 12   | 41         | 69.5  | 70.5 | 414      | 6004 |
|            | KF90J1620 | -16  | 1"     | 25.4   | 1.5/8"  | 12   | 50         | 78.5  | 70.5 | 414      | 6004 |
|            | KF90J2020 | -20  | 1.1/4" | 31.8   | 1.5/8"  | 12   | 50         | 91.5  | 87.5 | 414      | 6004 |
|            | KF90J2024 | -20  | 1.1/4" | 31.8   | 1.7/8"  | 12   | 55         | 99    | 87.5 | 414      | 6004 |
|            | KF90J2424 | -24  | 1.1/2" | 38.1   | 1.7/8"  | 12   | 55         | 112.5 | 99.5 | 345      | 5004 |
|            | KF90J3232 | -32  | 2"     | 50.8   | 2.1/2"  | 12   | 70         | 101   | 110  | 345      | 5004 |

**INTERLOCK JIC 37° ŻEŃSKA 90° KOLANO (WYDŁUŻANA)**


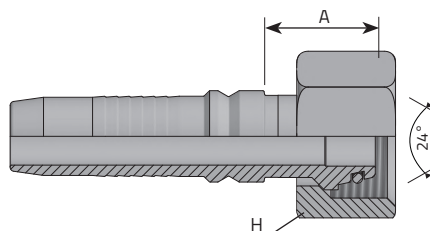
| Code        | Tube |        | Thread |         | Dimensions |    |     |      | Pressure |      |
|-------------|------|--------|--------|---------|------------|----|-----|------|----------|------|
|             | D.N. | Hose   | Diam   | T       | t/1"       | H  | A   | B    | Bar      | Psi  |
|             | Inch |        | mm     | Inch    |            | mm | mm  | mm   |          |      |
| KF90J1212LD | -12  | 3/4"   | 19     | 1.1/16" | 12         | 32 | 62  | 94.5 | 420      | 6091 |
| KF90J1616LD | -16  | 1"     | 25.4   | 1.5/16" | 12         | 41 | 77  | 110  | 380      | 5511 |
| KF90J1620LD | -16  | 1"     | 25.4   | 1.5/8"  | 12         | 50 | 77  | 116  | 325      | 4713 |
| KF90J2020LD | -20  | 1.1/4" | 31.8   | 1.5/8"  | 12         | 50 | 89  | 136  | 325      | 4713 |
| KF90J2424LD | -24  | 1.1/2" | 38.1   | 1.7/8"  | 12         | 55 | 101 | 162  | 290      | 4206 |
| KF90J3232LD | -32  | 2"     | 50.8   | 2.1/2"  | 12         | 70 | 135 | 220  | 250      | 3626 |

**INTERLOCK JIC 37° ŽEŇSKA 45° KOLANO**


| Code      | Tube |        | Thread |         | Dimensions |    |      | Pressure |     |      |
|-----------|------|--------|--------|---------|------------|----|------|----------|-----|------|
|           | D.N. | Hose   | Diam   | T       | t/1"       | H  | B    | A        | Bar | Psi  |
|           | Inch |        | mm     | Inch    |            | mm | mm   | mm       |     |      |
| KF45J1212 | -12  | 3/4"   | 19     | 1.1/16" | 12         | 32 | 29   | 59.5     | 420 | 6091 |
| KF45J1214 | -12  | 3/4"   | 19     | 1.3/16" | 12         | 36 | 29   | 60.5     | 420 | 6091 |
| KF45J1216 | -12  | 3/4"   | 19     | 1.5/16" | 12         | 41 | 29   | 60.5     | 420 | 6091 |
| KF45J1616 | -16  | 1"     | 25.4   | 1.5/16" | 12         | 41 | 39.5 | 86       | 414 | 6004 |
| KF45J1620 | -16  | 1"     | 25.4   | 1.5/8"  | 12         | 50 | 38.5 | 87       | 414 | 6004 |
| KF45J2020 | -20  | 1.1/4" | 31.8   | 1.5/8"  | 12         | 50 | 44   | 99.5     | 414 | 6004 |
| KF45J2024 | -20  | 1.1/4" | 31.8   | 1.7/8"  | 12         | 55 | 45   | 101.5    | 414 | 6004 |
| KF45J2424 | -24  | 1.1/2" | 38.1   | 1.7/8"  | 12         | 55 | 45   | 116.5    | 345 | 5004 |
| KF45J3232 | -32  | 2"     | 50.8   | 2.1/2"  | 12         | 70 | 65.8 | 156      | 345 | 5004 |

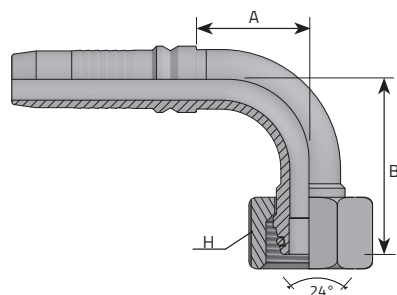
**INTERLOCK METRYCZNA MĘSKA 24° STOŻEK - TYP S**


| Code       | Tube |        | Diam | T       | Dimensions |    |      | Pressure |      |
|------------|------|--------|------|---------|------------|----|------|----------|------|
|            | D.N. | Hose   |      |         | D          | H  | A    | Bar      | Psi  |
|            | Inch |        | mm   | mm      | mm         | mm | mm   |          |      |
| KME1230S20 | -12  | 3/4"   | 19   | M30 x 2 | 20         | 32 | 31.5 | 420      | 6091 |
| KME1236S25 | -12  | 3/4"   | 19   | M36 x 2 | 25         | 38 | 33.5 | 420      | 6091 |
| KME1636S25 | -16  | 1"     | 25.4 | M36 x 2 | 25         | 38 | 36   | 414      | 6004 |
| KME1642S30 | -16  | 1"     | 25.4 | M42 x 2 | 30         | 46 | 39.5 | 280      | 4061 |
| KME2042S30 | -20  | 1.1/4" | 31.8 | M42 x 2 | 30         | 46 | 40.5 | 250      | 3626 |
| KME2052S38 | -20  | 1.1/4" | 31.8 | M52 x 2 | 38         | 55 | 44.5 | 250      | 3626 |
| KME2452S38 | -24  | 1.1/2" | 38.1 | M52 x 2 | 38         | 55 | 44.5 | 250      | 3626 |

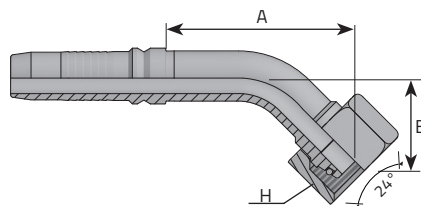
**INTERLOCK METRYCZNA ŻEŃSKA 24° STOŻEK - TYP S**


| Code       | Tube |        |      | Thread  | Dimensions |    |      | Pressure |      |
|------------|------|--------|------|---------|------------|----|------|----------|------|
|            | D.N. | Hose   | Diam |         | T          | D  | H    | A        | Bar  |
|            | Inch |        | mm   | mm      | mm         | mm | mm   |          |      |
| KFE1030S20 | -10  | 5/8"   | 16   | M30 x 2 | 20         |    |      | 420      | 6091 |
| KFE1230S20 | -12  | 3/4"   | 19   | M30 x 2 | 20         | 36 | 35   | 420      | 6091 |
| KFE1236S25 | -12  | 3/4"   | 19   | M36 x 2 | 25         | 46 | 36   | 420      | 6091 |
| KFE1636S25 | -16  | 1"     | 25.4 | M36 x 2 | 25         | 46 | 37   | 414      | 6004 |
| KFE1642S30 | -16  | 1"     | 25.4 | M42 x 2 | 30         | 50 | 38   | 280      | 4061 |
| KFE2042S30 | -20  | 1.1/4" | 31.8 | M42 x 2 | 30         | 50 | 40   | 250      | 3626 |
| KFE2052S38 | -20  | 1.1/4" | 31.8 | M52 x 2 | 38         | 60 | 45.5 | 250      | 3626 |
| KFE2452S38 | -24  | 1.1/2" | 38.1 | M52 x 2 | 38         | 60 | 45.5 | 250      | 3626 |



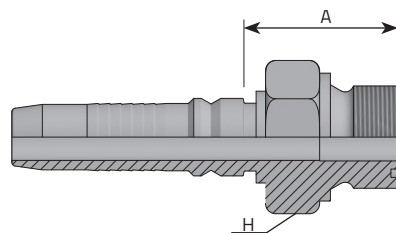
**INTERLOCK METRYCZNA ŻEŃSKA 24° STOŻEK 90° - TYP S**


| Code         | Tube |        |      | Thread  | Dimensions |      |    |      | Pressure |     |      |     |
|--------------|------|--------|------|---------|------------|------|----|------|----------|-----|------|-----|
|              | D.N. | Hose   | Diam |         | T          | t/1" | D  | H    | B        | A   | Bar  | Psi |
|              | Inch |        | mm   |         | mm         |      | mm | mm   | mm       | mm  |      |     |
| KF90E1030S20 | -10  | 5/8"   | 16   | M30 x 2 | 20         | -    | -  | -    |          | 420 | 6091 |     |
| KF90E1230S20 | -12  | 3/4"   | 19   | M30 x 2 | 20         | 36   | 59 | 54   |          | 420 | 6091 |     |
| KF90E1236S25 | -12  | 3/4"   | 19   | M36 x 2 | 25         | 46   | 59 | 54   |          | 420 | 6091 |     |
| KF90E1636S25 | -16  | 1"     | 25.4 | M36 x 2 | 25         | 46   | 75 | 70.5 |          | 414 | 6004 |     |
| KF90E1642S30 | -16  | 1"     | 25.4 | M42 x 2 | 30         | 50   | 75 | 70.5 |          | 280 | 4061 |     |
| KF90E2042S30 | -20  | 1.1/4" | 31.8 | M42 x 2 | 30         | 50   | 86 | 90.5 |          | 250 | 3626 |     |
| KF90E2052S38 | -20  | 1.1/4" | 31.8 | M52 x 2 | 38         | 60   | 86 | 90.5 |          | 250 | 3626 |     |
| KF90E2452S38 | -24  | 1.1/2" | 38.1 | M52 x 2 | 38         | 60   | 94 | 97.5 |          | 250 | 3626 |     |

**INTERLOCK METRYCZNA ŻEŃSKA 24° STOŻEK 45° KOLANO - TYP S**


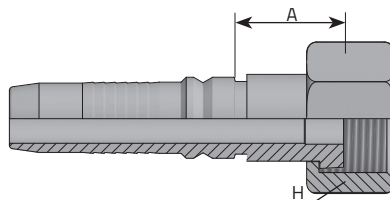
| Code         | Tube |        | Thread |         | Dimensions |    |    |    | Pressure |     |      |
|--------------|------|--------|--------|---------|------------|----|----|----|----------|-----|------|
|              | D.N. | Hose   | Diam   | T       | t/1"       | D  | H  | B  | A        | Bar | Psi  |
|              | Inch |        | mm     | mm      |            | mm | mm | mm | mm       |     |      |
| KF45E1030S20 | -10  | 5/8"   | 16     | M30 x 2 |            | 20 | -  | -  | -        | 420 | 6091 |
| KF45E1230S20 | -12  | 3/4"   | 19     | M30 x 2 |            | 20 | 36 | 27 | 61.5     | 420 | 6091 |
| KF45E1236S25 | -12  | 3/4"   | 19     | M36 x 2 |            | 25 | 46 | 28 | 67.5     | 420 | 6091 |
| KF45E1636S25 | -16  | 1"     | 25.4   | M36 x 2 |            | 25 | 46 | 38 | 86       | 414 | 6004 |
| KF45E1642S30 | -16  | 1"     | 25.4   | M42 x 2 |            | 30 | 50 | 38 | 86.5     | 280 | 4061 |
| KF45E2042S30 | -20  | 1.1/4" | 31.8   | M42 x 2 |            | 30 | 50 | 35 | 103      | 250 | 3626 |
| KF45E2052S38 | -20  | 1.1/4" | 31.8   | M52 x 2 |            | 38 | 60 | 35 | 103      | 250 | 3626 |
| KF45E2452S38 | -24  | 1.1/2" | 38.1   | M52 x 2 |            | 38 | 60 | 45 | 117.5    | 250 | 3626 |

## INTERLOCK ORFS MĘSKA



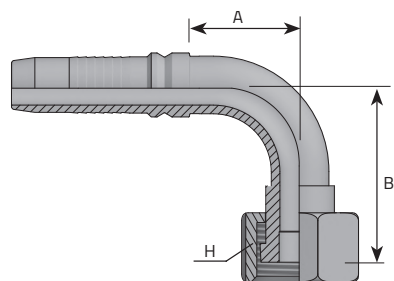
| Code       | Tube |        |      | Thread   |      | Dimensions |      | Pressure |      |
|------------|------|--------|------|----------|------|------------|------|----------|------|
|            | D.N. | Hose   | Diam | T        | t/1" | H          | A    | Bar      | Psi  |
|            | Inch |        | mm   | Inch     |      | mm         | mm   |          |      |
| KMORFS1215 | -12  | 3/4"   | 19   | 1.7/16"  | 12   | 41         | 35.7 | 420      | 6091 |
| KMORFS1615 | -16  | 1"     | 25.4 | 1.7/16"  | 12   | 41         | 36.6 | 414      | 6004 |
| KMORFS1621 | -16  | 1"     | 25.4 | 1.11/16" | 12   | 46         | 36.6 | 414      | 6004 |
| KMORFS2021 | -20  | 1.1/4" | 31.8 | 1.11/16" | 12   | 46         | 37.7 | 414      | 6004 |

## INTERLOCK ORFS ŽEŇSKA



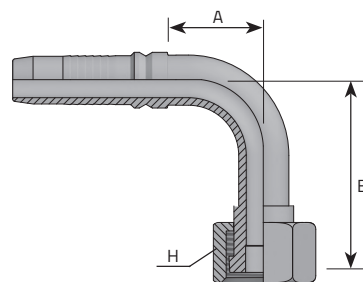
| Code       | Tube |        |      | Thread   |      |    | Dimensions |     | Pressure |  |
|------------|------|--------|------|----------|------|----|------------|-----|----------|--|
|            | D.N. | Hose   | Diam | T        | t/1" | H  | A          | Bar | Psi      |  |
|            | Inch |        | mm   | Inch     |      | mm | mm         |     |          |  |
| KFORFS1014 | -10  | 5/8"   | 16   | 1.3/16"  | 12   | -  | -          | 420 | 6091     |  |
| KFORFS1214 | -12  | 3/4"   | 19   | 1.3/16"  | 12   | 36 | 30.5       | 420 | 6091     |  |
| KFORFS1215 | -12  | 3/4"   | 19   | 1.7/16"  | 12   | 41 | 31.5       | 414 | 6004     |  |
| KFORFS1615 | -16  | 1"     | 25.4 | 1.7/16"  | 12   | 41 | 32.5       | 414 | 6004     |  |
| KFORFS1621 | -16  | 1"     | 25.4 | 1.11/16" | 12   | -  | -          | -   | -        |  |
| KFORFS2021 | -20  | 1.1/4" | 31.8 | 1.11/16" | 12   | 50 | 34         | 250 | 3626     |  |

## INTERLOCK ORFS ŽEŇSKA - 90° KOLANO



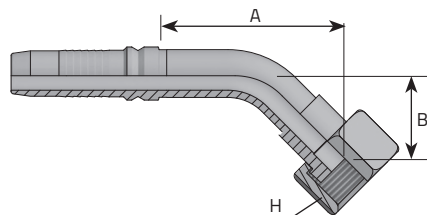
| Code         | Tube |        | Thread |          | Dimensions |    |      | Pressure |     |      |
|--------------|------|--------|--------|----------|------------|----|------|----------|-----|------|
|              | D.N. | Hose   | Diam   | T        | t/1"       | H  | B    | A        | Bar | Psi  |
|              | Inch |        | mm     | Inch     |            | mm | mm   | mm       |     |      |
| KF900RFS1014 | -10  | 5/8"   | 16     | 1.3/16"  | 12         | -  | -    | -        | -   | -    |
| KF900RFS1214 | -12  | 3/4"   | 19     | 1.3/16"  | 12         | 36 | 49   | 53.5     | 420 | 6091 |
| KF900RFS1215 | -12  | 3/4"   | 19     | 1.7/16"  | 12         | 41 | 54   | 54       | 410 | 5946 |
| KF900RFS1615 | -16  | 1"     | 25.4   | 1.7/16"  | 12         | 41 | 59.5 | 71.5     | 410 | 5946 |
| KF900RFS1621 | -16  | 1"     | 25.4   | 1.11/16" | 12         | -  | -    | -        | -   | -    |
| KF900RFS2021 | -20  | 1.1/4" | 31.8   | 1.11/16" | 12         | 50 | 75.5 | 88.5     | 250 | 3626 |

## INTERLOCK ORFS ŻEŃSKA 90° KOLANO (WYDŁUŻANA)

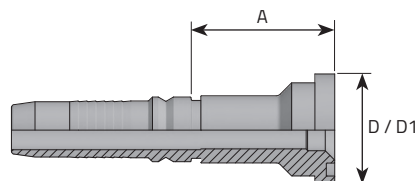


| Code           | Tube |        | Thread |          | Dimensions |    |     | Pressure |     |      |
|----------------|------|--------|--------|----------|------------|----|-----|----------|-----|------|
|                | D.N. | Hose   | Diam   | T        | t/1"       | H  | B   | A        | Bar | Psi  |
|                | Inch |        | mm     | Inch     |            | mm | mm  | mm       |     |      |
| KF90ORFS1214LD | -12  | 3/4"   | 19     | 1.3/16"  | 12         | 36 | 96  | 50       | 420 | 6091 |
| KF90ORFS1615LD | -16  | 1"     | 25.4   | 1.7/16"  | 12         | 41 | 113 | 62       | 414 | 6004 |
| KF90ORFS2021LD | -20  | 1.1/4" | 31.8   | 1.11/16" | 12         | 50 | 130 | 87       | 250 | 3626 |

## INTERLOCK ORFS ŽEŇSKA 45° KOLANO



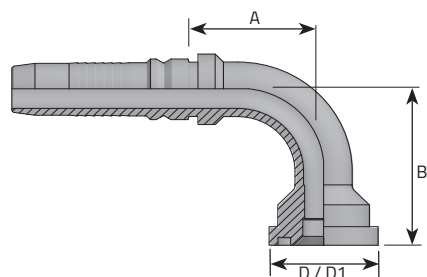
| Code         | Tube |        | Thread |          |      | Dimensions |    |      | Pressure |      |
|--------------|------|--------|--------|----------|------|------------|----|------|----------|------|
|              | D.N. | Hose   | Diam   | T        | t/1" | H          | B  | A    | Bar      | Psi  |
|              | Inch |        | mm     | Inch     |      | mm         | mm | mm   |          |      |
| KF45ORFS1014 | -10  | 5/8"   | 16     | 1.3/16"  | 12   | -          | -  | -    | -        | -    |
| KF45ORFS1214 | -12  | 3/4"   | 19     | 1.3/16"  | 12   | 36         | 23 | 55.5 | 420      | 6091 |
| KF45ORFS1215 | -12  | 3/4"   | 19     | 1.7/16"  | 12   | 41         | 27 | 60   | 410      | 5946 |
| KF45ORFS1615 | -16  | 1"     | 25.4   | 1.7/16"  | 12   | 41         | 26 | 78.5 | 410      | 5946 |
| KF45ORFS1621 | -16  | 1"     | 25.4   | 1.11/16" | 12   | -          | -  | -    | -        | -    |
| KF45ORFS2021 | -20  | 1.1/4" | 31.8   | 1.11/16" | 12   | 50         | 34 | 91.5 | 250      | 3626 |

**INTERLOCK FLANSA - 3000 PSI**


| Code      | Tube |        |      | Thread | Dimensions |      |      | Pressure |      |
|-----------|------|--------|------|--------|------------|------|------|----------|------|
|           | D.N. | Hose   | Diam |        | D          | D1   | A    | Bar      | Psi  |
|           | Inch |        | mm   |        | Inch       | mm   | mm   |          |      |
| KFDL1212I | -12  | 3/4"   | 19   |        | 3/4"       | 38.1 | 56.7 | 420      | 6091 |
| KFDL1216I | -12  | 3/4"   | 19   |        | 1"         | 44.5 | 48.7 | 420      | 6091 |
| KFDL1612I | -16  | 1"     | 25.4 |        | 3/4"       | 38.1 | 47.6 | 415      | 6019 |
| KFDL1616I | -16  | 1"     | 25.4 |        | 1"         | 44.5 | 47.6 | 415      | 6019 |
| KFDL1620I | -16  | 1"     | 25.4 |        | 1.1/4"     | 50.8 | 64.6 | 415      | 6019 |
| KFDL2020I | -20  | 1.1/4" | 31.8 |        | 1.1/4"     | 50.8 | 68.7 | 250      | 3626 |
| KFDL2024I | -20  | 1.1/4" | 31.8 |        | 1.1/2"     | 60.3 | 78.7 | 250      | 3626 |
| KFDL2424I | -24  | 1.1/2" | 38.1 |        | 1.1/2"     | 60.3 | 68.5 | 200      | 2901 |
| KFDL2432I | -24  | 1.1/2" | 38.1 |        | 2"         | 71.4 | 70.5 | 200      | 2901 |
| KFDL3232I | -32  | 2"     | 50.8 |        | 2"         | 71.4 | 70.5 | 200      | 2901 |

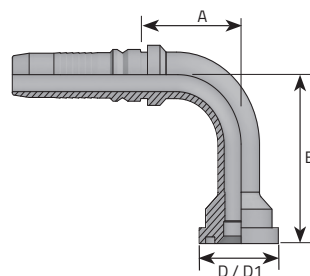


## INTERLOCK FLANSA - 3000 PSI - 90° KOLANO

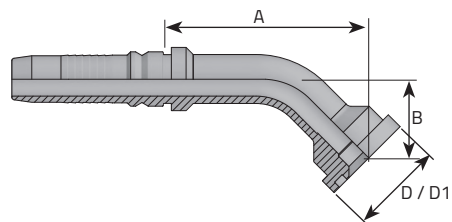


| Code       | Tube |        |      | Thread | Dimensions |     |      |     | Pressure |     |
|------------|------|--------|------|--------|------------|-----|------|-----|----------|-----|
|            | D.N. | Hose   | Diam |        | D          | D1  | B    | A   | Bar      | Psi |
|            | Inch | mm     | Inch |        | mm         | mm  | mm   |     |          |     |
| KF90L1212I | -12  | 3/4"   | 19   | 3/4"   | 38.1       | 58  | 54.7 | 420 | 6091     |     |
| KF90L1216I | -12  | 3/4"   | 19   | 1"     | 44.5       | 62  | 54.7 | 420 | 6091     |     |
| KF90L1612I | -16  | 1"     | 25.4 | 3/4"   | 38.1       | 60  | 74.6 | 415 | 6019     |     |
| KF90L1616I | -16  | 1"     | 25.4 | 1"     | 44.5       | 68  | 70.6 | 415 | 6019     |     |
| KF90L1620I | -16  | 1"     | 25.4 | 1.1/4" | 50.8       | 70  | 74.6 | 415 | 6019     |     |
| KF90L2020I | -20  | 1.1/4" | 31.8 | 1.1/4" | 50.8       | 87  | 87.7 | 250 | 3626     |     |
| KF90L2024I | -20  | 1.1/4" | 31.8 | 1.1/2" | 60.3       | 88  | 87.7 | 250 | 3626     |     |
| KF90L2424I | -24  | 1.1/2" | 38.1 | 1.1/2" | 60.3       | 102 | 99.5 | 200 | 2901     |     |
| KF90L2432I | -24  | 1.1/2" | 38.1 | 2"     | 71.4       | 118 | 99.5 | 200 | 2901     |     |
| KF90L3232I | -32  | 2"     | 50.8 | 2"     | 71.4       | 12  | 144  | 200 | 2901     |     |

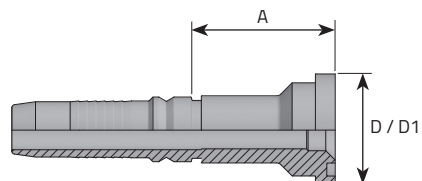
## INTERLOCK FLANSZA -3000 PSI -90° KOLANO (WYDŁUŻANA)



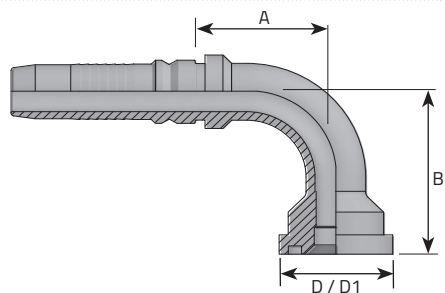
| Code         | Tube |        |      | Thread | Dimensions |       |      |     | Pressure |     |
|--------------|------|--------|------|--------|------------|-------|------|-----|----------|-----|
|              | D.N. | Hose   | Diam |        | D          | D1    | B    | A   | Bar      | Psi |
|              | Inch |        | mm   | Inch   | mm         | mm    | mm   |     |          |     |
| KF90L1212ILD | -12  | 3/4"   | 19   | 3/4"   | 38.1       | 96.8  | 54.7 | 420 | 6091     |     |
| KF90L1216ILD | -12  | 3/4"   | 19   | 1"     | 44.5       | 135.5 | 54.7 | 420 | 6091     |     |
| KF90L1616ILD | -16  | 1"     | 25.4 | 1"     | 44.5       | 115.5 | 70.6 | 415 | 6019     |     |
| KF90L2020ILD | -20  | 1.1/4" | 31.8 | 1.1/4" | 50.8       | 115.2 | 87.7 | 250 | 3626     |     |
| KF90L2424ILD | -24  | 1.1/2" | 38.1 | 1.1/2" | 60.3       | 131.4 | 99.5 | 200 | 2901     |     |

**INTERLOCK FLANSA - 3000 PSI - 45° KOLANO**


| Code       | Tube |        |      | Thread | Dimensions |      |    |       | Pressure |      |
|------------|------|--------|------|--------|------------|------|----|-------|----------|------|
|            | D.N. | Hose   | Diam |        | D          | D1   | B  | A     | Bar      | Psi  |
|            | Inch |        | mm   |        | Inch       | mm   | mm | mm    |          |      |
| KF45L1212I | -12  | 3/4"   | 19   |        | 3/4"       | 38.1 | 32 | 64.7  | 420      | 6091 |
| KF45L1216I | -12  | 3/4"   | 19   |        | 1"         | 44.5 | 35 | 67.7  | 420      | 6091 |
| KF45L1612I | -16  | 1"     | 25.4 |        | 3/4"       | 38.1 | 35 | 80.6  | 415      | 6019 |
| KF45L1616I | -16  | 1"     | 25.4 |        | 1"         | 44.5 | 32 | 83.6  | 415      | 6019 |
| KF45L1620I | -16  | 1"     | 25.4 |        | 1.1/4"     | 50.8 | 36 | 87.6  | 415      | 6019 |
| KF45L2020I | -20  | 1.1/4" | 31.8 |        | 1.1/4"     | 50.8 | 43 | 98.7  | 250      | 3626 |
| KF45L2024I | -20  | 1.1/4" | 31.8 |        | 1.1/2"     | 60.3 | 44 | 99.7  | 250      | 3626 |
| KF45L2424I | -24  | 1.1/2" | 38.1 |        | 1.1/2"     | 60.3 | 41 | 110.5 | 200      | 2901 |
| KF45L2432I | -24  | 1.1/2" | 38.1 |        | 2"         | 71.4 | 52 | 121.5 | 200      | 2901 |
| KF45L3232I | -32  | 2"     | 50.8 |        | 2"         | 71.4 | 59 | 148   | 200      | 2901 |

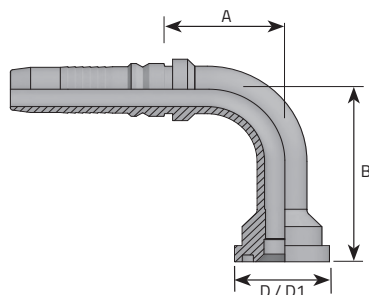
**INTERLOCK FLANSZA - 6000 PSI**


| Code      | Tube |        |      | Thread | Dimensions |      |     | Pressure |     |
|-----------|------|--------|------|--------|------------|------|-----|----------|-----|
|           | D.N. | Hose   | Diam |        | D          | D1   | A   | Bar      | Psi |
|           | Inch |        | mm   | Inch   | mm         | mm   |     |          |     |
| KFDP1212I | -12  | 3/4"   | 19   | 3/4"   | 41.3       | 50   | 420 | 6091     |     |
| KFDP1216I | -12  | 3/4"   | 19   | 1"     | 47.6       | 61.7 | 420 | 6091     |     |
| KFDP1612I | -16  | 1"     | 25.4 | 3/4"   | 41.3       | 61.6 | 420 | 6091     |     |
| KFDP1616I | -16  | 1"     | 25.4 | 1"     | 47.6       | 63.6 | 420 | 6091     |     |
| KFDP1620I | -16  | 1"     | 25.4 | 1.1/4" | 54         | 68.6 | 420 | 6091     |     |
| KFDP2020I | -20  | 1.1/4" | 31.8 | 1.1/4" | 54         | 68.7 | 420 | 6091     |     |
| KFDP2024I | -20  | 1.1/4" | 31.8 | 1.1/2" | 63.5       | 76.7 | 420 | 6091     |     |
| KFDP2424I | -24  | 1.1/2" | 38.1 | 1.1/2" | 63.5       | 76.5 | 420 | 6091     |     |
| KFDP2432I | -24  | 1.1/2" | 38.1 | 2"     | 79.4       | 70.5 | 420 | 6091     |     |
| KFDP3232I | -32  | 2"     | 50.8 | 2"     | 79.4       | 73   | 420 | 6091     |     |

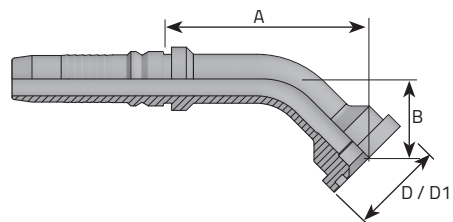
**INTERLOCK FLANSZA - 6000 PSI - 90° KOLANO**


| Code       | Tube |        |      | Thread | Dimensions |      |     |      | Pressure |      |
|------------|------|--------|------|--------|------------|------|-----|------|----------|------|
|            | D.N. | Hose   | Diam |        | D          | D1   | B   | A    | Bar      | Psi  |
|            | Inch |        | mm   | Inch   | mm         | mm   | mm  |      |          |      |
| KF90P1212I | -12  | 3/4"   | 19   |        | 3/4"       | 41.3 | 62  | 54.7 | 420      | 6091 |
| KF90P1216I | -12  | 3/4"   | 19   |        | 1"         | 47.6 | 67  | 54.7 | 420      | 6091 |
| KF90P1612I | -16  | 1"     | 25.4 |        | 3/4"       | 41.3 | 64  | 74.6 | 415      | 6019 |
| KF90P1616I | -16  | 1"     | 25.4 |        | 1"         | 47.6 | 69  | 70.6 | 415      | 6019 |
| KF90P1620I | -16  | 1"     | 25.4 |        | 1.1/4"     | 54   | 76  | 74.6 | 415      | 6019 |
| KF90P2020I | -20  | 1.1/4" | 31.8 |        | 1.1/4"     | 54   | 93  | 87.7 | 415      | 6019 |
| KF90P2024I | -20  | 1.1/4" | 31.8 |        | 1.1/2"     | 63.5 | 97  | 87.7 | 415      | 6019 |
| KF90P2424I | -24  | 1.1/2" | 38.1 |        | 1.1/2"     | 63.5 | 111 | 99.5 | 345      | 5004 |
| KF90P2432I | -24  | 1.1/2" | 38.1 |        | 2"         | 79.4 | 128 | 110  | 345      | 5004 |
| KF90P3232I | -32  | 2"     | 50.8 |        | 2"         | 79.4 | 128 | 144  | 345      | 5004 |

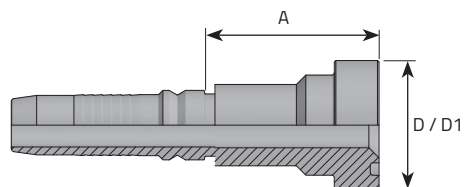
## INTERLOCK FLANSZA 6000 PSI 90° KOLANO (WYDŁUŻANA)



| Code         | Tube |        |      | Thread | Dimensions |     |      |     | Pressure |     |
|--------------|------|--------|------|--------|------------|-----|------|-----|----------|-----|
|              | D.N. | Hose   | Diam |        | D          | D1  | B    | A   | Bar      | Psi |
|              | Inch |        | mm   | Inch   | mm         | mm  | mm   |     |          |     |
| KF90P1212ILD | -12  | 3/4"   | 19   | 3/4"   | 41.3       | 100 | 54.7 | 420 | 6091     |     |
| KF90P1216ILD | -12  | 3/4"   | 19   | 1"     | 47.6       | 137 | 54.7 | 420 | 6091     |     |
| KF90P1616ILD | -16  | 1"     | 25.4 | 1"     | 47.6       | 120 | 70.6 | 415 | 6019     |     |
| KF90P2020ILD | -20  | 1.1/4" | 31.8 | 1.1/4" | 54         | 115 | 87.7 | 415 | 6019     |     |
| KF90P2424ILD | -24  | 1.1/2" | 38.1 | 1.1/2" | 63.5       | 135 | 95   | 415 | 6019     |     |

**INTERLOCK FLANSZA -6000 PSI- 45° KOLANO**


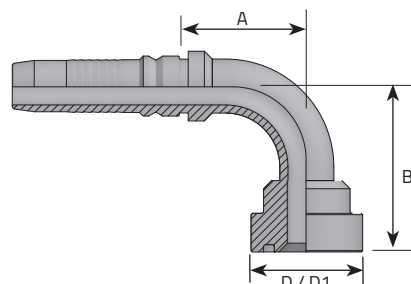
| Code       | Tube |        |      | Thread | Dimensions |      |    |       | Pressure |      |
|------------|------|--------|------|--------|------------|------|----|-------|----------|------|
|            | D.N. | Hose   | Diam |        | D          | D1   | B  | A     | Bar      | Psi  |
|            | Inch |        | mm   |        | Inch       | mm   | mm | mm    |          |      |
| KF45P1212I | -12  | 3/4"   | 19   |        | 3/4"       | 41.3 | 35 | 67.7  | 420      | 6091 |
| KF45P1216I | -12  | 3/4"   | 19   |        | 1"         | 47.6 | 39 | 71.7  | 420      | 6091 |
| KF45P1612I | -16  | 1"     | 25.4 |        | 3/4"       | 41.3 | 32 | 83.6  | 415      | 6019 |
| KF45P1616I | -16  | 1"     | 25.4 |        | 1"         | 47.6 | 35 | 86.6  | 415      | 6019 |
| KF45P1620I | -16  | 1"     | 25.4 |        | 1.1/4"     | 54   | 40 | 91.6  | 415      | 6019 |
| KF45P2020I | -20  | 1.1/4" | 31.8 |        | 1.1/4"     | 54   | 47 | 102.7 | 415      | 6019 |
| KF45P2024I | -20  | 1.1/4" | 31.8 |        | 1.1/2"     | 63.5 | 50 | 105.7 | 415      | 6019 |
| KF45P2424I | -24  | 1.1/2" | 38.1 |        | 1.1/2"     | 63.5 | 47 | 116.5 | 345      | 5004 |
| KF45P2432I | -24  | 1.1/2" | 38.1 |        | 2"         | 79.4 | 64 | 145   | 345      | 5004 |
| KF45P3232I | -32  | 2"     | 50.8 |        | 2"         | 79.4 | 64 | 153   | 345      | 5004 |

**INTERLOCK SUPERCAT FLANSA**


| Code      | Tube |        |      | Thread | Dimensions |      |      | Pressure |      |
|-----------|------|--------|------|--------|------------|------|------|----------|------|
|           | D.N. | Hose   | Diam |        | D          | D1   | A    | Bar      | Psi  |
|           | Inch |        | mm   |        | Inch       | mm   | mm   |          |      |
| KFDS1212I | -12  | 3/4"   | 19   |        | 3/4"       | 41.3 | 55.7 | 420      | 6091 |
| KFDS1216I | -12  | 3/4"   | 19   |        | 1"         | 47.6 | 67.7 | 420      | 6091 |
| KFDS1616I | -16  | 1"     | 25.4 |        | 1"         | 47.6 | 69.6 | 420      | 6091 |
| KFDS1620I | -16  | 1"     | 25.4 |        | 1.1/4"     | 54   | 72.6 | 420      | 6091 |
| KFDS2020I | -20  | 1.1/4" | 31.8 |        | 1.1/4"     | 54   | 69.7 | 420      | 6091 |
| KFDS2024I | -20  | 1.1/4" | 31.8 |        | 1.1/2"     | 63.5 | 78.7 | 420      | 6091 |
| KFDS2424I | -24  | 1.1/2" | 38.1 |        | 1.1/2"     | 63.5 | 78.5 | 420      | 6091 |

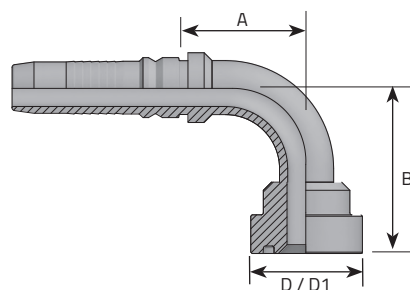


## INTERLOCK SUPERCAT FLANSZA 90°



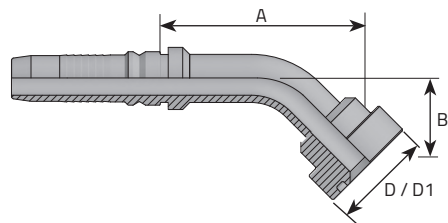
| Code       | Tube |        |      | Thread | Dimensions |     |      |     | Pressure |     |
|------------|------|--------|------|--------|------------|-----|------|-----|----------|-----|
|            | D.N. | Hose   | Diam |        | D          | D1  | B    | A   | Bar      | Psi |
|            | Inch |        | mm   |        | Inch       | mm  | mm   | mm  |          |     |
| KF90S1212I | -12  | 3/4"   | 19   | 3/4"   | 41.3       | 67  | 54.7 | 420 | 6091     |     |
| KF90S1216I | -12  | 3/4"   | 19   | 1"     | 47.6       | 73  | 54.7 | 420 | 6091     |     |
| KF90S1616I | -16  | 1"     | 25.4 | 1"     | 47.6       | 75  | 70.6 | 415 | 6019     |     |
| KF90S1620I | -16  | 1"     | 25.4 | 1.1/4" | 54         | 80  | 74.6 | 415 | 6019     |     |
| KF90S2020I | -20  | 1.1/4" | 31.8 | 1.1/4" | 54         | 97  | 87.7 | 415 | 6019     |     |
| KF90S2024I | -20  | 1.1/4" | 31.8 | 1.1/2" | 63.5       | 99  | 87.7 | 415 | 6019     |     |
| KF90S2424I | -24  | 1.1/2" | 38.1 | 1.1/2" | 63.5       | 113 | 99.5 | 345 | 5004     |     |

## INTERLOCK SUPERCAT FLANSZA - 90° KOLANO (WYDŁUŻANA)



| Code         | Tube |        |      | Thread | Dimensions |       |      |     | Pressure |     |
|--------------|------|--------|------|--------|------------|-------|------|-----|----------|-----|
|              | D.N. | Hose   | Diam |        | D          | D1    | B    | A   | Bar      | Psi |
|              | Inch |        | mm   | Inch   | mm         | mm    | mm   |     |          |     |
| KF90S1212ILD | -12  | 3/4"   | 19   | 3/4"   | 41.3       | 105.4 | 54.7 | 420 | 6091     |     |
| KF90S1216ILD | -12  | 3/4"   | 19   | 1"     | 47.6       | 144.8 | 54.7 | 420 | 6091     |     |
| KF90S1616ILD | -16  | 1"     | 25.4 | 1"     | 47.6       | 124.8 | 70.6 | 415 | 6019     |     |
| KF90S2020ILD | -20  | 1.1/4" | 31.8 | 1.1/4" | 54         | 124   | 87.7 | 415 | 6019     |     |
| KF90S2424ILD | -24  | 1.1/2" | 38.1 | 1.1/2" | 63.5       | 141.7 | 99.5 | 345 | 5004     |     |

## INTERLOCK SUPERCAT FLANSZA 45° KOLANO



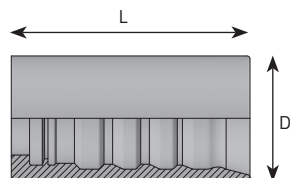
| Code       | Tube |        |      | Thread | Dimensions |      |    |       | Pressure |      |
|------------|------|--------|------|--------|------------|------|----|-------|----------|------|
|            | D.N. | Hose   | Diam |        | D          | D1   | B  | A     | Bar      | Psi  |
|            | Inch |        | mm   |        | Inch       | mm   | mm | mm    |          |      |
| KF45S1212I | -12  | 3/4"   | 19   |        | 3/4"       | 41.3 | 39 | 71.7  | 420      | 6091 |
| KF45S1216I | -12  | 3/4"   | 19   |        | 1"         | 47.6 | 43 | 75.7  | 420      | 6091 |
| KF45S1616I | -16  | 1"     | 25.4 |        | 1"         | 47.6 | 40 | 91.6  | 415      | 6019 |
| KF45S1620I | -16  | 1"     | 25.4 |        | 1.1/4"     | 54   | 43 | 94.6  | 415      | 6019 |
| KF45S2020I | -20  | 1.1/4" | 31.8 |        | 1.1/4"     | 54   | 50 | 105.7 | 415      | 6019 |
| KF45S2024I | -20  | 1.1/4" | 31.8 |        | 1.1/2"     | 63.5 | 51 | 106.7 | 415      | 6019 |
| KF45S2424I | -24  | 1.1/2" | 38.1 |        | 1.1/2"     | 63.5 | 49 | 118.5 | 345      | 5004 |



# Waterblast

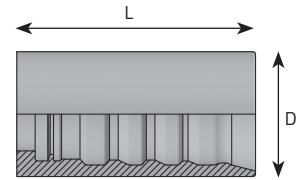
---

## TULEJA DLA WATERBLAST 4 OPLOTY WĄŻ



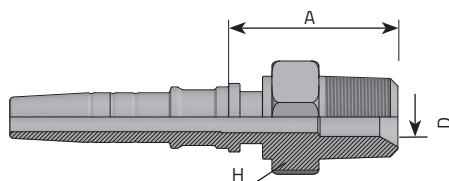
| Code   | Tube |      |      | Thread | Dimensions |      | Pressure |
|--------|------|------|------|--------|------------|------|----------|
|        | D.N. | Hose | Diam |        | D          | L    |          |
|        |      | Inch | mm   |        | mm         | mm   |          |
| WB4-06 | -6   | 3/8" | 9.5  |        | 30         | 57.5 |          |
| WB4-08 | -8   | 1/2" | 12.8 |        | 34         | 65   |          |
| WB4-12 | -12  | 3/4" | 19   |        | 45         | 69   |          |
| WB4-16 | -16  | 1"   | 25.4 |        | 48         | 66.5 |          |

## TULEJA DLA WATERBLAST 6 OPLOTÓW WĄŻ



| Code   | Tube |      |      | Thread | Dimensions |      | Pressure |
|--------|------|------|------|--------|------------|------|----------|
|        | D.N. | Hose | Diam |        | D          | L    |          |
|        |      | Inch | mm   |        | mm         | mm   |          |
| WB6-08 | -8   | 1/2" | 12.8 |        | 38         | 64.5 |          |
| WB6-12 | -12  | 3/4" | 19   |        | 48         | 69   |          |

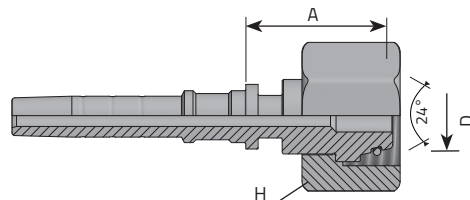
## INTERLOCK NPTF MĘSKA DLA WATERBLAST WĄŻ



| Code         | Tube |      |      | Thread |      | Dimensions |      |      | Pressure |     |
|--------------|------|------|------|--------|------|------------|------|------|----------|-----|
|              | D.N. | Hose | Diam | T      | t/1" | H          | A    | D    | Bar      | Psi |
|              | Inch |      | mm   | Inch   |      | mm         | mm   | mm   |          |     |
| KMNPTF0606WB | -6   | 3/8" | 9.5  | 3/8"   | 18   | 22         | 38   | 8.5  |          |     |
| KMNPTF0808WB | -8   | 1/2" | 12.8 | 1/2"   | 14   | 27         | 44.6 | 10   |          |     |
| KMNPTF1212WB | -12  | 3/4" | 19   | 3/4"   | 14   | 32         | 49.4 | 15   |          |     |
| KMNPTF1616WB | -16  | 1"   | 25.4 | 1"     | 11.5 | 36         | 44.4 | 20.5 |          |     |



## INTERLOCK METRYCZNA ŻEŃSKA DLA WATERBLAST WĄŻ



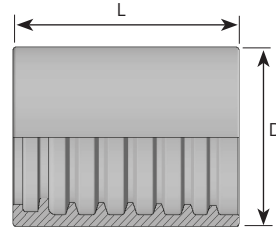
| Code         | Tube |      | Thread |           |      | Dimensions |      |      | Pressure |     |
|--------------|------|------|--------|-----------|------|------------|------|------|----------|-----|
|              | D.N. | Hose | Diam   | T         | t/1" | H          | A    | D    | Bar      | Psi |
|              |      | Inch | mm     | mm        |      | mm         | mm   | mm   |          |     |
| KFE0622S14WB | -6   | 3/8" | 9.5    | M22 x 1.5 | 14   | 27         | 32   | 4.8  |          |     |
| KFE0624S16WB | -6   | 3/8" | 9.5    | M24 x 1.5 | 16   | 32         | 34.2 | 6.3  |          |     |
| KFE0824S16WB | -8   | 1/2" | 12.8   | M24 x 1.5 | 16   | 32         | 35.4 | 6.3  |          |     |
| KFE1236S25WB | -12  | 3/4" | 19     | M36 x 2   | 25   | 46         | 44.7 | 12   |          |     |
| KFE1642S30WB | -16  | 1"   | 25.4   | M42 x 2   | 30   | 50         | 40   | 20.5 |          |     |

# HyperSpiral

---



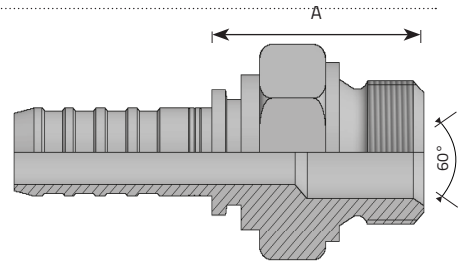
## TULEJA DLA WĘŻA SPIRALNEGO



|                | D.N.       | Hose          | Diam        | D         | L           |
|----------------|------------|---------------|-------------|-----------|-------------|
|                |            | Inch          | mm          |           |             |
| HB4NS06        | -6         | 3/8"          | 9.5         | 33        | 43.9        |
| <b>HB4NS08</b> | <b>-8</b>  | <b>1/2"</b>   | <b>12.8</b> | <b>36</b> | <b>45.5</b> |
| HB4NS10        | -10        | 5/8"          | 16          | 42        | 50.3        |
| <b>HB4NS12</b> | <b>-12</b> | <b>3/4"</b>   | <b>19</b>   | <b>45</b> | <b>55.2</b> |
| HB4NS16        | -16        | 1"            | 25.4        | 54        | 68.3        |
| <b>HB4NS20</b> | <b>-20</b> | <b>1.1/4"</b> | <b>31.8</b> | <b>64</b> | <b>75.2</b> |
| * HB6NS20      | -20        | 1.1/4"        | 31.8        | 68        | 75.2        |

\* DLA WĘŻY 4SP - R13 - R15

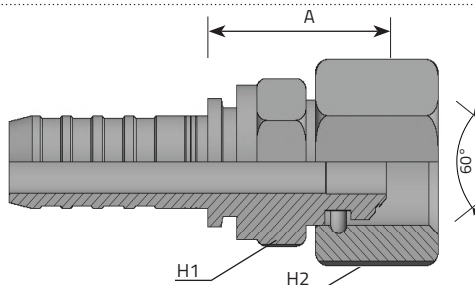
## BSPP MĘSKA - STOŻEK 60°



|                | D.N.       | Hose          | Diam        | T             | t/1"      | H1        | A           |
|----------------|------------|---------------|-------------|---------------|-----------|-----------|-------------|
|                |            | Inch          | mm          | Inch          |           | mm        | mm          |
| HMG0606        | -6         | 3/8"          | 9.5         | 3/8"          | 19        | 22        | 33.5        |
| <b>HMG0608</b> | <b>-6</b>  | <b>3/8"</b>   | <b>9.5</b>  | <b>1/2"</b>   | <b>14</b> | <b>27</b> | <b>36</b>   |
| HMG0806        | -8         | 1/2"          | 12.8        | 3/8"          | 19        | 27        | 33.5        |
| <b>HMG0808</b> | <b>-8</b>  | <b>1/2"</b>   | <b>12.8</b> | <b>1/2"</b>   | <b>14</b> | <b>27</b> | <b>36</b>   |
| HMG0810        | -8         | 1/2"          | 12.8        | 5/8"          | 14        | 30        | 38          |
| <b>HMG0812</b> | <b>-8</b>  | <b>1/2"</b>   | <b>12.8</b> | <b>3/4"</b>   | <b>14</b> | <b>32</b> | <b>33.5</b> |
| HMG1010        | -10        | 5/8"          | 16          | 5/8"          | 14        | 32        | 39          |
| <b>HMG1012</b> | <b>-10</b> | <b>5/8"</b>   | <b>16</b>   | <b>3/4"</b>   | <b>14</b> | <b>32</b> | <b>39</b>   |
| HMG1016        | -10        | 5/8"          | 16          | 1"            | 11        | 38        | 42.5        |
| <b>HMG1208</b> | <b>-12</b> | <b>3/4"</b>   | <b>19</b>   | <b>1/2"</b>   | <b>14</b> | <b>34</b> | <b>37</b>   |
| HMG1210        | -12        | 3/4"          | 19          | 5/8"          | 14        | 34        | 39Z         |
| <b>HMG1212</b> | <b>-12</b> | <b>3/4"</b>   | <b>19</b>   | <b>3/4"</b>   | <b>14</b> | <b>34</b> | <b>39</b>   |
| HMG1216        | -12        | 3/4"          | 19          | 1"            | 11        | 38        | 42.5        |
| <b>HMG1612</b> | <b>-16</b> | <b>1"</b>     | <b>25.4</b> | <b>1"</b>     | <b>11</b> | <b>42</b> | <b>41</b>   |
| HMG1616        | -16        | 1"            | 25.4        | 1"            | 11        | 42        | 42.5        |
| <b>HMG1620</b> | <b>-16</b> | <b>1"</b>     | <b>25.4</b> | <b>1.1/4"</b> | <b>11</b> | <b>50</b> | <b>44</b>   |
| HMG2020        | -20        | 1.1/4"        | 31.8        | 1.1/4"        | 11        | 50        | 50.2        |
| <b>HMG2024</b> | <b>-20</b> | <b>1.1/4"</b> | <b>31.8</b> | <b>1.1/2"</b> | <b>11</b> | <b>55</b> | <b>51.2</b> |

## BSPP ŽEŇSKA - STOŽEK 60° NAKRĘTKA DRUTOWANA

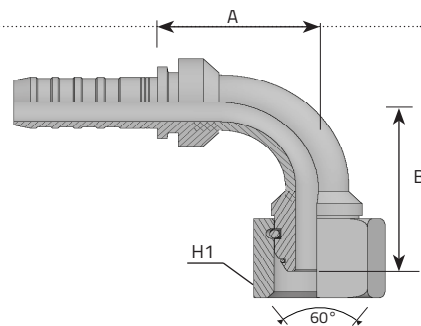
\* : bez o-ringa



|   | D.N.       | Hose       | Diam | T      | t/1" | H1 | H2 | A    |
|---|------------|------------|------|--------|------|----|----|------|
|   |            | Inch       | mm   | Inch   |      | mm | mm |      |
| * | HFDG0606SP | -6 3/8"    | 9.5  | 3/8"   | 19   | 22 | 22 | 32   |
| * | HFDG0608SP | -6 3/8"    | 9.5  | 1/2"   | 14   | 22 | 27 | 33   |
| * | HFDG0806SP | -8 1/2"    | 12.8 | 3/8"   | 19   | 27 | 22 | 32   |
| * | HFDG0808SP | -8 1/2"    | 12.8 | 1/2"   | 14   | 27 | 27 | 33   |
| * | HFDG0810SP | -8 1/2"    | 12.8 | 5/8"   | 14   | -  | -  | -    |
|   | HFDG0812SP | -8 1/2"    | 12.8 | 3/4"   | 14   | 27 | 32 | 37   |
| * | HFDG1008SP | -10 5/8"   | 16   | 1/2"   | 14   | 32 | 27 | 34   |
|   | HFDG1010SP | -10 5/8"   | 16   | 5/8"   | 14   | -  | -  | -    |
|   | HFDG1012SP | -10 5/8"   | 16   | 3/4"   | 14   | 32 | 32 | 38   |
| * | HFDG1208SP | -12 3/4"   | 19   | 1/2"   | 14   | 34 | 27 | 34   |
|   | HFDG1212SP | -12 3/4"   | 19   | 3/4"   | 14   | 34 | 32 | 38   |
|   | HFDG1216SP | -12 3/4"   | 19   | 1"     | 11   | 34 | 41 | 38   |
|   | HFDG1612SP | -16 1"     | 25.4 | 3/4"   | 14   | 42 | 32 | 40   |
|   | HFDG1616SP | -16 1"     | 25.4 | 1"     | 11   | 42 | 41 | 40   |
|   | HFDG1620SP | -16 1"     | 25.4 | 1.1/4" | 11   | 42 | 50 | 41.5 |
|   | HFDG2020SP | -20 1.1/4" | 31.8 | 1.1/4" | 11   | 50 | 50 | 47.7 |
|   | HFDG2024SP | -20 1.1/4" | 31.8 | 1.1/2" | 11   | 50 | 55 | 49.7 |

## BSPB ŻEŃSKA 90° KOLANO NAKRĘTKA DRUTOWANA

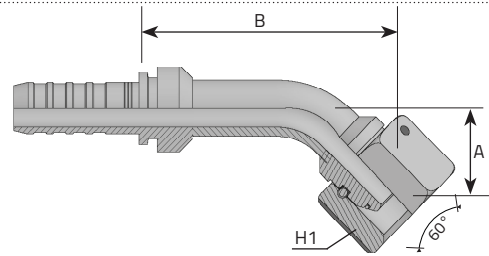
\* bez o-ringa



|   | D.N.        | Hose | Diam   | T    | t/1"   | H1 | B  | A    |      |
|---|-------------|------|--------|------|--------|----|----|------|------|
|   |             | Inch | mm     | Inch |        | mm | mm | mm   |      |
| * | HF90G0606SP | -6   | 3/8"   | 9.5  | 3/8"   | 19 | 22 | 41,0 | 39,0 |
| * | HF90G0608SP | -6   | 3/8"   | 9.5  | 1/2"   | 14 | 27 | 42,5 | 39,0 |
| * | HF90G0806SP | -8   | 1/2"   | 12.8 | 3/8"   | 19 | 22 | 43,0 | 43,5 |
| * | HF90G0808SP | -8   | 1/2"   | 12.8 | 1/2"   | 14 | 27 | 46,0 | 43,5 |
|   | HF90G0812SP | -8   | 1/2"   | 12.8 | 3/4"   | 14 | 27 | 51,5 | 43,5 |
| * | HF90G1008SP | -10  | 5/8"   | 16   | 1/2"   | 14 | 32 | 57,0 | 55,5 |
|   | HF90G1012SP | -10  | 5/8"   | 16   | 3/4"   | 14 | 32 | 56,5 | 55,5 |
| * | HF90G1208SP | -12  | 3/4"   | 19   | 1/2"   | 14 | 27 | 57,0 | 59,0 |
|   | HF90G1212SP | -12  | 3/4"   | 19   | 3/4"   | 14 | 32 | 61,0 | 59,0 |
|   | HF90G1216SP | -12  | 3/4"   | 19   | 1"     | 11 | 34 | 66,5 | 59,0 |
|   | HF90G1612SP | -16  | 1"     | 25.4 | 3/4"   | 14 | 42 | 71,5 | 74,0 |
|   | HF90G1616SP | -16  | 1"     | 25.4 | 1"     | 11 | 42 | 75,0 | 78,5 |
|   | HF90G1620SP | -16  | 1"     | 25.4 | 1.1/4" | 11 | 42 | 79,5 | 78,5 |
|   | HF90G2020SP | -20  | 1.1/4" | 31.8 | 1.1/4" | 11 | 50 | 92,5 | 96,7 |
|   | HF90G2024SP | -20  | 1.1/4" | 31.8 | 1.1/2" | 11 | 55 | 97,5 | 96,7 |

## BSPB ŻEŃSKA 45° KOLANO NAKRĘTKA DRUTOWANA

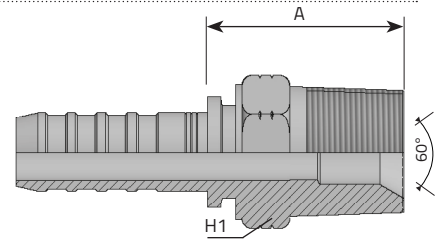
\* bez o-ringa



|   | D.N.        | Hose | Diam   | T    | t/1"   | H1 | B  | A    |       |
|---|-------------|------|--------|------|--------|----|----|------|-------|
|   |             |      | Inch   | mm   | Inch   | mm | mm | mm   |       |
| * | HF45G0606SP | -6   | 3/8"   | 9.5  | 3/8"   | 19 | 22 | 22,1 | 63,1  |
| * | HF45G0608SP | -6   | 3/8"   | 9.5  | 1/2"   | 14 | 27 | 24,4 | 65,4  |
| * | HF45G0806SP | -8   | 1/2"   | 12.8 | 3/4"   | 14 | 22 | 20,0 | 67,5  |
| * | HF45G0808SP | -8   | 1/2"   | 12.8 | 1/2"   | 14 | 27 | 23,7 | 70,2  |
|   | HF45G0812SP | -8   | 1/2"   | 12.8 | 3/4"   | 14 | 27 | 21,4 | 70,9  |
| * | HF45G1008SP | -10  | 5/8"   | 16   | 1/2"   | 14 | 32 | 26,1 | 70,6  |
|   | HF45G1012SP | -10  | 5/8"   | 16   | 3/4"   | 14 | 32 | 26,4 | 70,9  |
| * | HF45G1208SP | -12  | 3/4"   | 19   | 1/2"   | 14 | 27 | 28,7 | 68,2  |
|   | HF45G1212SP | -12  | 3/4"   | 19   | 3/4"   | 14 | 32 | 30,4 | 69,9  |
|   | HF45G1216SP | -12  | 3/4"   | 19   | 1"     | 11 | -  | 32,1 | 71,6  |
|   | HF45G1612SP | -16  | 1"     | 25.4 | 3/4"   | 14 | 42 | 38,6 | 93,1  |
|   | HF45G1616SP | -16  | 1"     | 25.4 | 1"     | 11 | 42 | 43,1 | 97,6  |
|   | HF45G1620SP | -16  | 1"     | 25.4 | 1.1/4" | 11 | 42 | 43,6 | 98,1  |
|   | HF45G2020SP | -20  | 1.1/4" | 31.8 | 1.1/4" | 11 | 50 | 43,6 | 117,3 |
|   | HF45G2024SP | -20  | 1.1/4" | 31.8 | 1.1/2" | 11 | 55 | 44,3 | 117,0 |

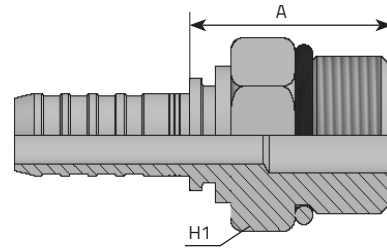


## NPTFMĘSKA



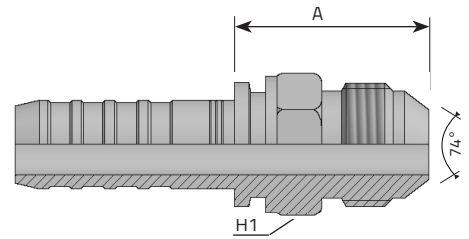
|                   | D.N.       | Hose          | Diam        | T             | t/1"        | H1        | A           |
|-------------------|------------|---------------|-------------|---------------|-------------|-----------|-------------|
|                   |            | Inch          | mm          | Inch          |             | mm        | mm          |
| HMNPTF0606        | -6         | 3/8"          | 9.5         | 3/8"          | 18          | 22        | 33.2        |
| <b>HMNPTF0608</b> | <b>-6</b>  | <b>3/8"</b>   | <b>9.5</b>  | <b>1/2"</b>   | <b>14</b>   | <b>22</b> | <b>39</b>   |
| HMNPTF0808        | -8         | 1/2"          | 12.8        | 1/2"          | 14          | 27        | 38          |
| <b>HMNPTF0812</b> | <b>-8</b>  | <b>1/2"</b>   | <b>12.8</b> | <b>3/4"</b>   | <b>14</b>   | <b>30</b> | <b>38</b>   |
| HMNPTF1008        | -10        | 5/8"          | 16          | 1/2"          | 14          | 32        | 39          |
| <b>HMNPTF1012</b> | <b>-10</b> | <b>5/8"</b>   | <b>16</b>   | <b>3/4"</b>   | <b>14</b>   | <b>32</b> | <b>39</b>   |
| HMNPTF1212        | -12        | 3/4"          | 19          | 3/4"          | 14          | 34        | 39          |
| <b>HMNPTF1216</b> | <b>-12</b> | <b>3/4"</b>   | <b>19</b>   | <b>1"</b>     | <b>11.5</b> | <b>36</b> | <b>45.9</b> |
| HMNPTF1612        | -16        | 1"            | 25.4        | 3/4"          | 14          | 42        | 41          |
| <b>HMNPTF1616</b> | <b>-16</b> | <b>1"</b>     | <b>25.4</b> | <b>1"</b>     | <b>11.5</b> | <b>42</b> | <b>49.5</b> |
| HMNPTF1620        | -16        | 1"            | 25.4        | 1.1/4"        | 11.5        | 46        | 49.6        |
| <b>HMNPTF2020</b> | <b>-20</b> | <b>1.1/4"</b> | <b>31.8</b> | <b>1.1/4"</b> | <b>11.5</b> | <b>50</b> | <b>52.8</b> |

## O-RING BOSS MĘSKA



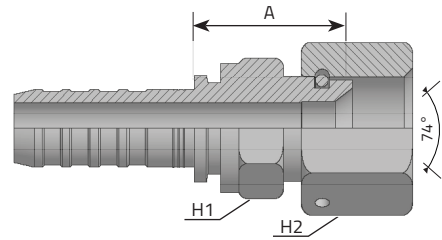
|  | D.N.            | Hose              | Diam        | T              | t/1"      | H1        | A           |
|--|-----------------|-------------------|-------------|----------------|-----------|-----------|-------------|
|  |                 | Inch              | mm          | Inch           |           | mm        | mm          |
|  | HMOB0606        | -6 3/8"           | 9.5         | 9/16"          | 18        | 22        | 31          |
|  | <b>HMOB0608</b> | <b>-6 3/8"</b>    | <b>9.5</b>  | <b>3/4"</b>    | <b>16</b> | <b>22</b> | <b>33</b>   |
|  | HMOB0610        | -6 3/8"           | 9.5         | 7/8"           | 14        | 21        | 36          |
|  | <b>HMOB0808</b> | <b>-8 1/2"</b>    | <b>12.8</b> | <b>3/4"</b>    | <b>16</b> | <b>27</b> | <b>33</b>   |
|  | HMOB0810        | -8 1/2"           | 12.8        | 7/8"           | 14        | 27        | 35          |
|  | <b>HMOB0812</b> | <b>-8 1/2"</b>    | <b>12.8</b> | <b>1.1/16"</b> | <b>12</b> | <b>32</b> | <b>37.5</b> |
|  | HMOB1008        | -10 5/8"          | 16          | 3/4"           | 16        | 32        | 34.0        |
|  | <b>HMOB1010</b> | <b>-10 5/8"</b>   | <b>16</b>   | <b>7/8"</b>    | <b>14</b> | <b>32</b> | <b>36.0</b> |
|  | HMOB1012        | -10 5/8"          | 16          | 1.1/16"        | 12        | 32        | 38.5        |
|  | <b>HMOB1212</b> | <b>-12 3/4"</b>   | <b>19</b>   | <b>1.1/16"</b> | <b>12</b> | <b>34</b> | <b>38.5</b> |
|  | HMOB1216        | -12 3/4"          | 19          | 1.5/16"        | 12        | 38        | 42.5        |
|  | <b>HMOB1616</b> | <b>-16 1"</b>     | <b>25.4</b> | <b>1.5/16"</b> | <b>12</b> | <b>42</b> | <b>40.5</b> |
|  | HMOB1620        | -16 1"            | 25.4        | 1.5/8"         | 12        | 46        | 43.5        |
|  | <b>HMOB2020</b> | <b>-20 1.1/4"</b> | <b>31.8</b> | <b>1.5/8"</b>  | <b>12</b> | <b>50</b> | <b>46.7</b> |

## JIC 37° MĘSKA



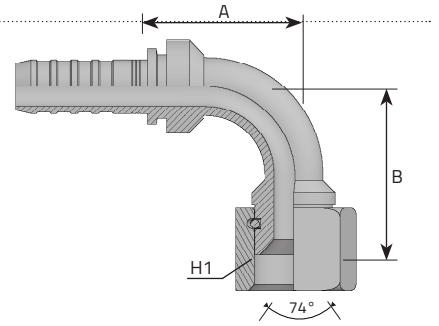
|                | D.N.       | Hose          | Diam        | T              | t/1"      | H1        | A           |
|----------------|------------|---------------|-------------|----------------|-----------|-----------|-------------|
|                |            | Inch          | mm          | Inch           |           | mm        | mm          |
| HMJ0606        | -6         | 3/8"          | 9.5         | 9/16"          | 18        | 22        | 33          |
| <b>HMJ0608</b> | <b>-6</b>  | <b>3/8"</b>   | <b>9.5</b>  | <b>3/4"</b>    | <b>16</b> | <b>22</b> | <b>35.5</b> |
| HMJ0610        | -6         | 3/8"          | 9.5         | 7/8"           | 14        | 24        | 38.5        |
| <b>HMJ0808</b> | <b>-8</b>  | <b>1/2"</b>   | <b>12.8</b> | <b>3/4"</b>    | <b>16</b> | <b>27</b> | <b>35.5</b> |
| HMJ0810        | -8         | 1/2"          | 12.8        | 7/8"           | 14        | 27        | 38.5        |
| <b>HMJ1010</b> | <b>-10</b> | <b>5/8"</b>   | <b>16</b>   | <b>7/8"</b>    | <b>14</b> | <b>32</b> | <b>39.5</b> |
| HMJ1012        | 16         | 5/8"          | 10          | 1.1/16"        | 12        | 32        | 42          |
| <b>HMJ1210</b> | <b>20</b>  | <b>3/4"</b>   | <b>12</b>   | <b>7/8"</b>    | <b>14</b> | <b>34</b> | <b>39.5</b> |
| HMJ1212        | 20         | 3/4"          | 12          | 1.1/16"        | 12        | 34        | 42          |
| <b>HMJ1214</b> | <b>20</b>  | <b>3/4"</b>   | <b>12</b>   | <b>1.3/16"</b> | <b>12</b> | <b>34</b> | <b>43</b>   |
| HMJ1216        | 20         | 3/4"          | 12          | 1.5/16"        | 12        | 34        | 43          |
| <b>HMJ1612</b> | <b>25</b>  | <b>1"</b>     | <b>16</b>   | <b>1.1/16"</b> | <b>12</b> | <b>42</b> | <b>44</b>   |
| HMJ1616        | 25         | 1"            | 16          | 1.5/16"        | 12        | 42        | 45          |
| <b>HMJ1620</b> | <b>25</b>  | <b>1"</b>     | <b>16</b>   | <b>1.5/8"</b>  | <b>12</b> | <b>42</b> | <b>46.5</b> |
| HMJ2020        | 32         | 1.1/4"        | 20          | 1.5/8"         | 12        | 50        | 52.7        |
| <b>HMJ2024</b> | <b>40</b>  | <b>1.1/4"</b> | <b>20</b>   | <b>1.7/8"</b>  | <b>12</b> | <b>50</b> | <b>57.2</b> |

## JIC 37° ŻEŃSKA DRUTOWANA



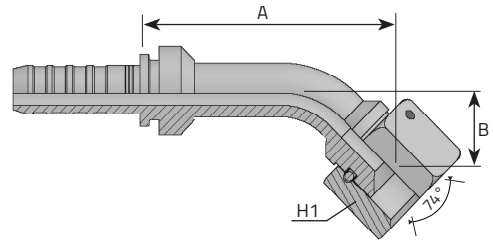
|                   | D.N.       | Hose          | Diam        | T              | t/1"      | H1        | H2        | A           |
|-------------------|------------|---------------|-------------|----------------|-----------|-----------|-----------|-------------|
|                   |            | Inch          | mm          | Inch           |           | mm        | mm        | mm          |
| HFDJ0606SP        | -6         | 3/8"          | 9.5         | 9/16"          | 18        | 22        | 19        | 29          |
| <b>HFDJ0608SP</b> | <b>-6</b>  | <b>3/8"</b>   | <b>9.5</b>  | <b>3/4"</b>    | <b>16</b> | <b>22</b> | <b>24</b> | <b>30</b>   |
| HFDJ0610SP        | -6         | 3/8"          | 9.5         | 7/8"           | 14        | 22        | 27        | 33.4        |
| <b>HFDJ0808SP</b> | <b>-8</b>  | <b>1/2"</b>   | <b>12.8</b> | <b>3/4"</b>    | <b>16</b> | <b>27</b> | <b>24</b> | <b>30</b>   |
| HFDJ0810SP        | -8         | 1/2"          | 12.8        | 7/8"           | 14        | 27        | 27        | 30.4        |
| <b>HFDJ0812SP</b> | <b>-8</b>  | <b>1/2"</b>   | <b>12.8</b> | <b>1.1/16"</b> | <b>12</b> | <b>27</b> | <b>32</b> | <b>33</b>   |
| HFDJ1010SP        | -10        | 5/8"          | 16          | 7/8"           | 14        | 32        | 27        | 31.4        |
| <b>HFDJ1012SP</b> | <b>-10</b> | <b>5/8"</b>   | <b>16</b>   | <b>1.1/16"</b> | <b>12</b> | <b>32</b> | <b>32</b> | <b>34</b>   |
| HFDJ1210SP        | -12        | 3/4"          | 19          | 7/8"           | 14        | 34        | 27        | 31.4        |
| <b>HFDJ1212SP</b> | <b>-12</b> | <b>3/4"</b>   | <b>19</b>   | <b>1.1/16"</b> | <b>12</b> | <b>34</b> | <b>32</b> | <b>34</b>   |
| HFDJ1214SP        | -12        | 3/4"          | 19          | 1.3/16"        | 12        | -         | -         | -           |
| <b>HFDJ1216SP</b> | <b>-12</b> | <b>3/4"</b>   | <b>19</b>   | <b>1.5/16"</b> | <b>12</b> | <b>34</b> | <b>41</b> | <b>34</b>   |
| HFDJ1612SP        | -16        | 1"            | 25.4        | 1.1/16"        | 12        | 42        | 32        | 36          |
| <b>HFDJ1614SP</b> | <b>-16</b> | <b>1"</b>     | <b>25.4</b> | <b>1.3/16"</b> | <b>12</b> | <b>-</b>  | <b>-</b>  | <b>-</b>    |
| HFDJ1616SP        | -16        | 1"            | 25.4        | 1.5/16"        | 12        | 42        | 41        | 36          |
| <b>HFDJ1620SP</b> | <b>-16</b> | <b>1"</b>     | <b>25.4</b> | <b>1.5/8"</b>  | <b>12</b> | <b>42</b> | <b>50</b> | <b>40</b>   |
| HFDJ2016SP        | -20        | 1.1/4"        | 31.8        | 1.5/16"        | 12        | 50        | 41        | 41.2        |
| <b>HFDJ2020SP</b> | <b>-20</b> | <b>1.1/4"</b> | <b>31.8</b> | <b>1.5/8"</b>  | <b>12</b> | <b>50</b> | <b>50</b> | <b>46.2</b> |
| HFDJ2024SP        | -20        | 1.1/4"        | 31.8        | 1.7/8"         | 12        | 50        | 55        | 48.2        |

## JIC 37° ŻEŃSKA - 90° KOLANO DRUTOWANA



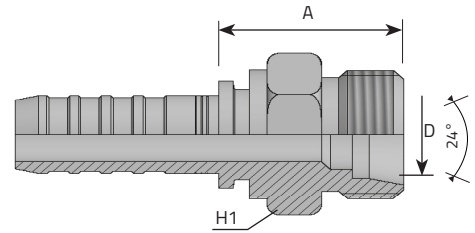
|             | D.N. | Hose   | Diam | T       | t/1" | H1 | B    | A    |
|-------------|------|--------|------|---------|------|----|------|------|
|             |      | Inch   | mm   | Inch    |      | mm | mm   | mm   |
| HF90J0606SP | -6   | 3/8"   | 9.5  | 9/16"   | 18   | 19 | 37,0 | 39,0 |
| HF90J0608SP | -6   | 3/8"   | 9.5  | 3/4"    | 16   | 24 | 37,5 | 39,0 |
| HF90J0610SP | -6   | 3/8"   | 9.5  | 7/8"    | 14   | 27 | 47,0 | 39,0 |
| HF90J0808SP | -8   | 1/2"   | 12.8 | 3/4"    | 16   | 24 | 41,5 | 43,5 |
| HF90J0810SP | -8   | 1/2"   | 12.8 | 7/8"    | 14   | 27 | 43,0 | 43,5 |
| HF90J0812SP | -8   | 1/2"   | 12.8 | 1.1/16" | 12   | 32 | 50,0 | 43,5 |
| HF90J1010SP | -10  | 5/8"   | 16   | 7/8"    | 14   | 27 | 50,5 | 55,5 |
| HF90J1012SP | -10  | 5/8"   | 16   | 1.1/16" | 12   | 32 | 56,0 | 55,5 |
| HF90J1210SP | -12  | 3/4"   | 19   | 7/8"    | 14   | 27 | 63,6 | 59,0 |
| HF90J1212SP | -12  | 3/4"   | 19   | 1.1/16" | 12   | 32 | 60,5 | 59,0 |
| HF90J1216SP | -12  | 3/4"   | 19   | 1.5/16" | 12   | 41 | 65,0 | 59,0 |
| HF90J1612SP | -16  | 1"     | 25.4 | 1.1/16" | 12   | 32 | 79,5 | 74,5 |
| HF90J1616SP | -16  | 1"     | 25.4 | 1.5/16" | 12   | 41 | 69,0 | 78,5 |
| HF90J1620SP | -20  | 1"     | 31.8 | 1.5/8"  | 12   | 50 | 77,5 | 78,5 |
| HF90J2020SP | -20  | 1.1/4" | 31.8 | 1.5/8"  | 12   | 50 | 90,5 | 96,7 |
| HF90J2024SP | -20  | 1.1/4" | 31.8 | 1.7/8"  | 12   | 55 | 98,0 | 96,7 |

## JIC 37° ŻEŃSKA - 45° KOLANO DRUTOWANA



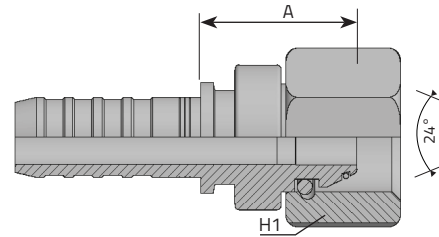
|  | D.N.        | Hose       | Diam | T       | t/1" | H1 | B    | A     |
|--|-------------|------------|------|---------|------|----|------|-------|
|  |             | Inch       | mm   | Inch    |      | mm | mm   | mm    |
|  | HF45J0606SP | -6 3/8"    | 9.5  | 9/16"   | 18   | 19 | 19,4 | 60,4  |
|  | HF34J0608SP | -6 3/8"    | 9.5  | 3/4"    | 16   | 24 | 19,7 | 60,7  |
|  | HF45J0610SP | -6 3/8"    | 9.5  | 7/8"    | 14   | 27 | 26,3 | 67,3  |
|  | HF45J0808SP | -8 1/2"    | 12.8 | 3/4"    | 16   | 24 | 20,4 | 66,9  |
|  | HF45J0810SP | -8 1/2"    | 12.8 | 7/8"    | 14   | 27 | 21,4 | 67,9  |
|  | HF45J0812SP | -8 1/2"    | 12.8 | 1.1/16" | 12   | 32 | 22,0 | 68,5  |
|  | HF45J1010SP | -10 5/8"   | 16   | 7/8"    | 14   | 27 | 22,4 | 66,9  |
|  | HF45J1012SP | -10 5/8"   | 16   | 1.1/16" | 12   | 32 | 25,7 | 70,2  |
|  | HF45J1210SP | -12 3/4"   | 19   | 7/8"    | 14   | 27 | 33,0 | 71,5  |
|  | HF45J1212SP | -12 3/4"   | 19   | 1.1/16" | 12   | 32 | 30,8 | 69,3  |
|  | HF45J1216SP | -12 3/4"   | 19   | 1.5/16" | 12   | 41 | 30,8 | 70,3  |
|  | HF45J1612SP | -16 1"     | 25.4 | 1.1/16" | 12   | 32 | 39,1 | 105,1 |
|  | HF45J1616SP | -16 1"     | 25.4 | 1.5/16" | 12   | 41 | 39,1 | 93,6  |
|  | HF45J1620SP | -20 1"     | 31.8 | 1.5/8"  | 12   | 50 | 37,8 | 94,3  |
|  | HF45J2020SP | -20 1.1/4" | 31.8 | 1.5/8"  | 12   | 50 | 43,3 | 108,0 |
|  | HF45J2024SP | -20 1.1/4" | 31.8 | 1.7/8"  | 12   | 55 | 44,3 | 110,0 |

## METRYCZNA MĘSKA 24° STOŻEK TYP L



|            | D.N. | Hose   | Diam | T         | D  | H1 | A    |
|------------|------|--------|------|-----------|----|----|------|
|            |      | Inch   | mm   | mm        | mm | mm | mm   |
| HME0616L10 | -6   | 3/8"   | 9.5  | M16x 1.5  | 10 | 22 | 30.2 |
| HME0618L12 | -6   | 3/8"   | 9.5  | M18 x 1.5 | 12 | 22 | 30.2 |
| HME0622L15 | -6   | 3/8"   | 9.5  | M22 x 1.5 | 15 | 24 | 32   |
| HME0818L12 | -8   | 1/2"   | 12.8 | M18 x 1.5 | 12 | 27 | 30   |
| HME0822L15 | -8   | 1/2"   | 12.8 | M22 x 1.5 | 15 | 27 | 31   |
| HME0826L18 | -8   | 1/2"   | 12.8 | M26 x 1.5 | 18 | 27 | 31   |
| HME1026L18 | -10  | 5/8"   | 16   | M26 x 1.5 | 18 | 32 | 32   |
| HME1030L22 | -10  | 5/8"   | 16   | M30 x 2   | 22 | 32 | 33.5 |
| HME1226L18 | -12  | 3/4"   | 19   | M26 x 1.5 | 18 | 34 | 32.0 |
| HME1230L22 | -12  | 3/4"   | 19   | M30 x 2   | 22 | 34 | 33.5 |
| HME1636L28 | -16  | 1"     | 25.4 | M36 x 2   | 28 | 42 | 36.0 |
| HME2045L35 | -20  | 1.1/4" | 31.8 | M45 x 2   | 35 | 50 | 44.2 |

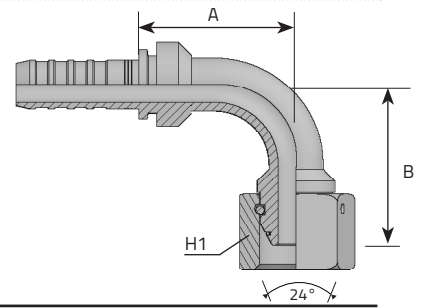
## METRYCZNA ŻEŃSKA 24° STOŻEK TYP L



|  | D.N. | Hose   | Diam | T         | D  | H1 | A    |
|--|------|--------|------|-----------|----|----|------|
|  |      | Inch   | mm   | mm        |    |    |      |
|  | -6   | 3/8"   | 9.5  | M16 x 1.5 | 10 | 22 | 36.2 |
|  | -6   | 3/8"   | 9.5  | M18 x 1.5 | 12 | 22 | 36.5 |
|  | -6   | 3/8"   | 9.5  | M18 x 1.5 | 15 | 27 | 39.9 |
|  | -8   | 1/2"   | 12.8 | M18 x 1.5 | 12 | 27 | 36.5 |
|  | -8   | 1/2"   | 12.8 | M22 x 1.5 | 15 | 27 | 39.9 |
|  | -8   | 1/2"   | 12.8 | M26 x 1.5 | 18 | 27 | 38.7 |
|  | -10  | 5/8"   | 16   | M26 x 1.5 | 18 | 32 | 39.7 |
|  | -10  | 5/8"   | 16   | M30 x 2   | 22 | 32 | 42.6 |
|  | -12  | 3/4"   | 19   | M26 x 1.5 | 18 | 34 | 39.7 |
|  | -12  | 3/4"   | 19   | M30 x 2   | 22 | 34 | 42.6 |
|  | -12  | 3/4"   | 19   | M36 x 2   | 28 | 34 | 46   |
|  | -16  | 1"     | 25.4 | M36 x 2   | 28 | 42 | 46   |
|  | -20  | 1.1/4" | 31.8 | M45 x 2   | 35 | 50 | 54.3 |

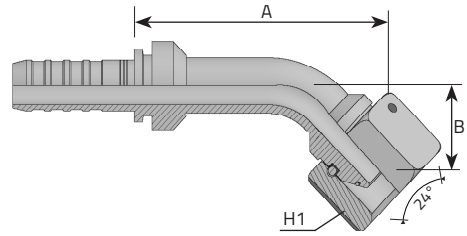


## METRYCZNA ŻEŃSKA STOŻEK 24° - 90° KOLANO TYP L



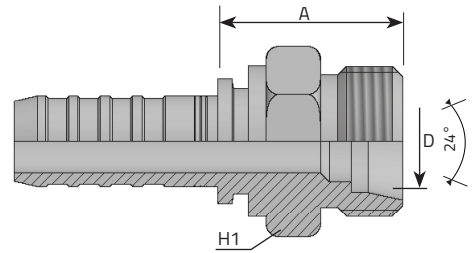
| D.N.                | Hose       | Diam        | T           | D                | H1        | B         | A           |             |
|---------------------|------------|-------------|-------------|------------------|-----------|-----------|-------------|-------------|
|                     | Inch       | mm          | mm          | mm               | mm        | mm        | mm          |             |
| HF90E0616L10        | -6         | 3/8"        | 9.5         | M16x 1.5         | 10        | 22        | 39,2        | 39,0        |
| <b>HF90E0618L12</b> | <b>-6</b>  | <b>3/8"</b> | <b>9.5</b>  | <b>M18 x 1.5</b> | <b>12</b> | <b>22</b> | <b>44,3</b> | <b>41,8</b> |
| HF90E0622L15        | -6         | 3/8"        | 9.5         | M22 x 1.5        | 15        | 22        | 49,5        | 40,3        |
| <b>HF90E0818L12</b> | <b>-8</b>  | <b>1/2"</b> | <b>12.8</b> | <b>M18 x 1.5</b> | <b>12</b> | <b>27</b> | <b>50,0</b> | <b>43,5</b> |
| HF90E0822L15        | -8         | 1/2"        | 12.8        | M22 x 1.5        | 15        | 27        | 52,0        | 45,1        |
| <b>HF90E0826L18</b> | <b>-8</b>  | <b>1/2"</b> | <b>12.8</b> | <b>M26 x 1.5</b> | <b>18</b> | <b>27</b> | <b>52,8</b> | <b>44,7</b> |
| HF90E1026L18        | -10        | 5/8"        | 16          | M26 x 1.5        | 18        | 32        | 56,8        | 56,1        |
| <b>HF90E1030L22</b> | <b>-10</b> | <b>5/8"</b> | <b>16</b>   | <b>M30 x 2</b>   | <b>22</b> | <b>32</b> | <b>61,7</b> | <b>55,4</b> |
| HF90E1226L18        | -12        | 3/4"        | 19          | M26 x 1.5        | 18        | 34        | 63,4        | 59,0        |
| <b>HF90E1230L22</b> | <b>-12</b> | <b>3/4"</b> | <b>19</b>   | <b>M30 x 2</b>   | <b>22</b> | <b>34</b> | <b>65,2</b> | <b>62,1</b> |
| HF90E1236L28        | -12        | 3/4"        | 19          | M36 x 2          | 28        | 34        | 66,6        | 62,1        |
| <b>HF90E1636L28</b> | <b>-16</b> | <b>1"</b>   | <b>25.4</b> | <b>M36 x 2</b>   | <b>28</b> | <b>42</b> | <b>84,1</b> | <b>76,6</b> |
| HF90E2045L35        | -20        | 1.1/4"      | 31.8        | M45 x 2          | 35        | 50        | 97,7        | 100,3       |

## METRYCZNA ŻEŃSKA STOŻEK 24° -45° KOLANO TYP L



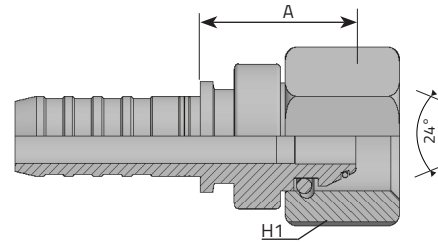
|  | D.N.         | Hose       | Diam | T         | D  | H1 | B    | A     |
|--|--------------|------------|------|-----------|----|----|------|-------|
|  |              | inch       | mm   | mm        |    |    |      |       |
|  | HF45E0616L10 | -6 3/8"    | 9.5  | M16x 1.5  | 10 | 22 | 20,8 | 61,8  |
|  | HF45E0618L12 | -6 3/8"    | 9.5  | M18 x 1.5 | 12 | 22 | 21,8 | 68,1  |
|  | HF45E0622L15 | -6 3/8"    | 9.5  | M22 x 1.5 | 15 | 22 | 24,3 | 70,6  |
|  | HF45E0818L12 | -8 1/2"    | 12.8 | M18 x 1.5 | 12 | 27 | 27,7 | 70,2  |
|  | HF45E0822L15 | -8 1/2"    | 12.8 | M22 x 1.5 | 15 | 27 | 27,6 | 75,2  |
|  | HF45E0826L18 | -8 1/2"    | 12.8 | M26 x 1.5 | 18 | 27 | 30,4 | 74,6  |
|  | HF45E1026L18 | -10 5/8"   | 16   | M26 x 1.5 | 18 | 32 | 32,4 | 73,5  |
|  | HF45E1030L22 | -10 5/8"   | 16   | M30 x 2   | 22 | 32 | 36,2 | 76,5  |
|  | HF45E1226L18 | -12 3/4"   | 19   | M26 x 1.5 | 18 | 34 | 33,4 | 68,4  |
|  | HF45E1230L22 | -12 3/4"   | 19   | M30 x 2   | 22 | 34 | 33,9 | 75,5  |
|  | HF45E1236L28 | -12 3/4"   | 19   | M36 x 2   | 28 | 34 | 34,8 | 97,9  |
|  | HF45E1636L28 | -16 1"     | 25.4 | M36 x 2   | 28 | 42 | 46,7 | 97,3  |
|  | HF45E2045L35 | -20 1.1/4" | 31.8 | M45 x 2   | 35 | 50 | 42,9 | 120,7 |

## METRYCZNA MĘSKA STOŻEK 24° TYP S



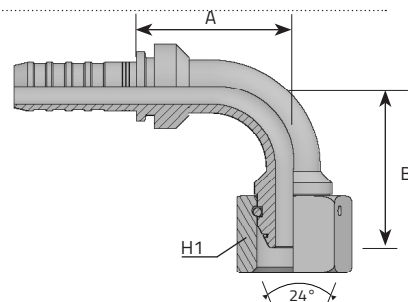
|            | D.N. | Hose   | Diam | T         | D  | H1 | A    |
|------------|------|--------|------|-----------|----|----|------|
|            |      | Inch   | mm   | mm        |    |    |      |
| HME0618S10 | -6   | 3/8"   | 9.5  | M18 x 1.5 | 10 | 22 | 30.2 |
| HME0620S12 | -6   | 3/8"   | 9.5  | M20 x 1.5 | 12 | 22 | 31   |
| HME0622S14 | -6   | 3/8"   | 9.5  | M22 x 1.5 | 14 | 24 | 34.5 |
| HME0822S16 | -8   | 1/2"   | 12.8 | M22 x 1.5 | 16 | 27 | 33.5 |
| HME0824S16 | -8   | 1/2"   | 12.8 | M24 x 1.5 | 16 | 27 | 33.5 |
| HME1030S20 | -10  | 5/8"   | 16   | M30 x 2   | 20 | 32 | 35.5 |
| HME1230S20 | -12  | 3/4"   | 19   | M30 x 2   | 20 | 34 | 36   |
| HME1236S25 | -12  | 3/4"   | 19   | M36 x 2   | 25 | 38 | 40   |
| HME1242S30 | -12  | 3/4"   | 19   | M42 x 2   | 30 | 46 | 45.0 |
| HME1636S25 | -16  | 1"     | 25.4 | M36 x 2   | 25 | 42 | 40   |
| HME1642S30 | -16  | 1"     | 25.4 | M42 x 2   | 30 | 46 | 45   |
| HME2052S38 | -20  | 1.1/4" | 31.8 | M52 x 2   | 38 | 55 | 49.2 |

## METRYCZNA ŻEŃSKA STOŻEK 24° TYP S



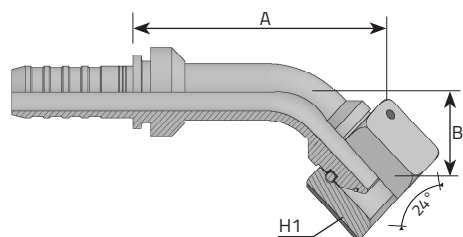
|            | D.N. | Hose   | Diam | T         | D  | H1 | A    |
|------------|------|--------|------|-----------|----|----|------|
|            |      | Inch   | mm   | mm        | mm | mm | mm   |
| HFE0618S10 | -6   | 3/8"   | 9.5  | M18 x 1.5 | 10 | 22 | 36.5 |
| HFE0620S12 | -6   | 3/8"   | 9.5  | M20 x 1.5 | 12 | 22 | 38.5 |
| HFE0622S14 | -6   | 3/8"   | 9.5  | M22 x 1.5 | 14 | 22 | 39.2 |
| HFE0822S14 | -8   | 1/2"   | 12.8 | M22 x 1.5 | 14 | 27 | 39.2 |
| HFE0824S16 | -8   | 1/2"   | 12.8 | M24 x 1.5 | 16 | 27 | 39.7 |
| HFE0830S20 | -8   | 1/2"   | 12.8 | M30 x 2   | 20 | 27 | 41.5 |
| HFE1030S20 | -10  | 5/8"   | 16   | M30 x 2   | 20 | 32 | 42.5 |
| HFE1036S25 | -10  | 5/8"   | 16   | M36 x 2   | 25 | 32 | 44.7 |
| HFE1230S20 | -12  | 3/4"   | 9.5  | M30 x 2   | 20 | 34 | 42.5 |
| HFE1236S25 | -12  | 3/4"   | 19   | M36 x 2   | 25 | 34 | 44.7 |
| HFE1242S30 | -12  | 3/4"   | 19   | M42 x 2   | 30 | 42 | 49   |
| HFE1636S25 | -16  | 1"     | 25.4 | M36 x 2   | 25 | 42 | 46.7 |
| HFE1642S30 | -16  | 1"     | 25.4 | M42 x 2   | 30 | 42 | 49   |
| HFE2042S30 | -20  | 1.1/4" | 31.8 | M42 x 2   | 30 | 50 | 55.2 |
| HFE2052S38 | -20  | 1.1/4" | 31.8 | M52 x 2   | 38 | 60 | 59.2 |

## METRYCZNA ŻEŃSKA STOŻEK 24° - 90° KOLANO - TYP S



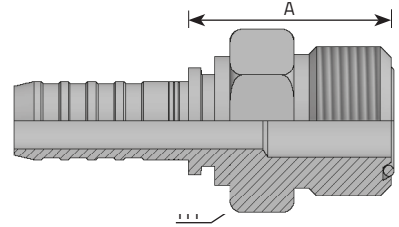
|              | D.N. | Hose   | Diam | T         | D  | H1 | B    | A     |
|--------------|------|--------|------|-----------|----|----|------|-------|
|              |      | Inch   | mm   | mm        | mm | mm | mm   | mm    |
| HF90E0618S10 | -6   | 3/8"   | 9.5  | M18 x 1.5 | 10 | 22 | 39,2 | 40,3  |
| HF90E0620S12 | -6   | 3/8"   | 9.5  | M20 x 1.5 | 12 | 22 | 46,3 | 41,8  |
| HF90E0622S14 | -6   | 3/8"   | 9.5  | M22 x 1.5 | 14 | 22 | 49,0 | 40,3  |
| HF90E0822S14 | -8   | 1/2"   | 12.8 | M22 x 1.5 | 14 | 27 | 49,8 | 44,6  |
| HF90E0824S16 | -8   | 1/2"   | 12.8 | M24 x 1.5 | 16 | 27 | 52,9 | 44,2  |
| HF90E0830S20 | -8   | 1/2"   | 12.8 | M30 x 2   | 20 | 27 | 57,0 | 44,2  |
| HF90E1030S20 | -10  | 5/8"   | 16   | M30 x 2   | 20 | 32 | 63,6 | 55,4  |
| HF90E1036S25 | -10  | 5/8"   | 16   | M36 x 2   | 25 | 32 | 68,8 | 55,4  |
| HF90E1230S20 | -12  | 3/4"   | 19   | M30 x 2   | 20 | 34 | 67,6 | 62,1  |
| HF90E1236S25 | -12  | 3/4"   | 19   | M36 x 2   | 25 | 34 | 69,3 | 62,1  |
| HF90E1636S25 | -16  | 1"     | 25.4 | M36 x 2   | 25 | 42 | 81,2 | 78,6  |
| HF90E1642S30 | -16  | 1"     | 25.4 | M42 x 2   | 30 | 42 | 89,6 | 78,6  |
| HF90E2042S30 | -20  | 1.1/4" | 31.8 | M42 x 2   | 30 | 50 | 96,1 | 100,3 |
| HF90E2052S38 | -20  | 1.1/4" | 31.8 | M52 x 2   | 38 | 50 | 98,9 | 100,2 |

## METRYCZNA ŻEŃSKA STOŻEK 24° - 45° KOLANO - TYP S



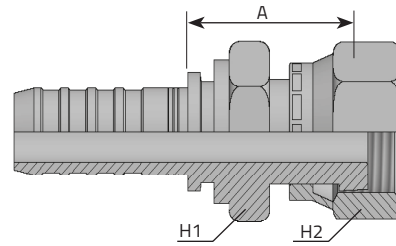
|  | D.N.         | Hose | Diam   | T    | D         | H1 | B  | A    |       |
|--|--------------|------|--------|------|-----------|----|----|------|-------|
|  |              | Inch | mm     | mm   | mm        | mm | mm | mm   |       |
|  | HF45E0618S10 | -6   | 3/8"   | 9.5  | M18 x 1.5 | 10 | 22 | 20,8 | 63,1  |
|  | HF45E0620S12 | -6   | 3/8"   | 9.5  | M20 x 1.5 | 12 | 22 | 23,2 | 69,5  |
|  | HF45E0622S14 | -6   | 3/8"   | 9.5  | M22 x 1.5 | 14 | 22 | 23,9 | 70,2  |
|  | HF45E0822S14 | -8   | 1/2"   | 12.8 | M22 x 1.5 | 14 | 27 | 26,1 | 74,1  |
|  | HF45E0824S16 | -8   | 1/2"   | 12.8 | M24 x 1.5 | 16 | 27 | 27,5 | 76,7  |
|  | HF45E0830S20 | -8   | 1/2"   | 12.8 | M30 x 2   | 20 | 27 | 27,4 | 75,1  |
|  | HF45E1030S20 | -10  | 5/8"   | 16   | M30 x 2   | 20 | 32 | 31,4 | 76,7  |
|  | HF45E1036S25 | -10  | 5/8"   | 16   | M36 x 2   | 25 | 32 | 32,9 | 79,7  |
|  | HF45E1230S20 | -12  | 3/4"   | 19   | M30 x 2   | 20 | 34 | 33,1 | 75,7  |
|  | HF45E1236S25 | -12  | 3/4"   | 19   | M36 x 2   | 25 | 34 | 35,2 | 82,8  |
|  | HF45E1636S25 | -16  | 1"     | 25.4 | M36 x 2   | 25 | 42 | 42,4 | 98,5  |
|  | HF45E1642S30 | -16  | 1"     | 25.4 | M42 x 2   | 30 | 42 | 48,3 | 104,9 |
|  | HF45E2042S30 | -20  | 1.1/4" | 31.8 | M42 x 2   | 30 | 50 | 42,1 | 119,9 |
|  | HF45E2052S38 | -20  | 1.1/4" | 31.8 | M52 x 2   | 38 | 50 | 44,1 | 121,8 |

## ORFS MĘSKA



|            | D.N. | Hose   | Diam | T        | t/1" | H1 | A    |
|------------|------|--------|------|----------|------|----|------|
|            |      | Inch   | mm   | Inch     |      | mm | mm   |
| HMORFS0609 | -6   | 3/8"   | 9.5  | 11/16"   | 16   | 22 | 31.5 |
| HMORFS0611 | -6   | 3/8"   | 9.5  | 13/16"   | 16   | 22 | 32.5 |
| HMORFS0613 | -6   | 3/8"   | 9.5  | 1"       | 14   | 27 | 36.5 |
| HMORFS0811 | -8   | 1/2"   | 12.8 | 13/16"   | 16   | 27 | 32.5 |
| HMORFS0813 | -8   | 1/2"   | 12.8 | 1"       | 16   | 27 | 35.5 |
| HMORFS0814 | -8   | 1/2"   | 12.8 | 1.3/16"  | 16   | 32 | 37.0 |
| HMORFS1013 | -10  | 5/8"   | 16   | 1"       | 14   | 32 | 36.5 |
| HMORFS1014 | -10  | 5/8"   | 16   | 1.3/16"  | 16   | 32 | 38.0 |
| HMORFS1214 | -12  | 3/4"   | 19   | 1.3/16"  | 16   | 34 | 38.0 |
| HMORFS1215 | -12  | 3/4"   | 19   | 1.7/16"  | 12   | 41 | 41.5 |
| HMORFS1615 | -16  | 1"     | 25.4 | 1.7/16"  | 12   | 42 | 41.5 |
| HMORFS2021 | -20  | 1.1/4" | 31.8 | 1.11/16" | 12   | 50 | 45.7 |

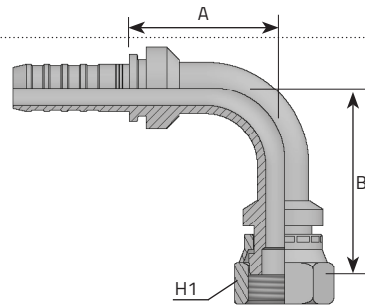
## ORFS ŻEŃSKA (PODWÓJNY SZEŚCIOKĄT)



|  | D.N.                 | Hose       | Diam          | T           | t/1"            | H1        | H2        | A         |             |
|--|----------------------|------------|---------------|-------------|-----------------|-----------|-----------|-----------|-------------|
|  |                      | Inch       |               |             |                 |           |           |           | mm          |
|  | <b>HFORFS0606GIR</b> | <b>-6</b>  | <b>3/8"</b>   | <b>9.5</b>  | <b>9/16"</b>    | <b>18</b> | <b>22</b> | <b>17</b> | <b>36.5</b> |
|  | HFORFS0609GIR        | -6         | 3/8"          | 9.5         | 11/16"          | 16        | 22        | 22        | 39          |
|  | <b>HFORFS0611GIR</b> | <b>-6</b>  | <b>3/8"</b>   | <b>9.5</b>  | <b>13/16"</b>   | <b>16</b> | <b>22</b> | <b>24</b> | <b>44.5</b> |
|  | HFORFS0809GIR        | -8         | 1/2"          | 12.8        | 11/16"          | 16        | 27        | 22        | 39          |
|  | <b>HFORFS0811GIR</b> | <b>-8</b>  | <b>1/2"</b>   | <b>12.8</b> | <b>13/16"</b>   | <b>16</b> | <b>27</b> | <b>24</b> | <b>44</b>   |
|  | HFORFS0813GIR        | -8         | 1/2"          | 12.8        | 1"              | 14        | 27        | 30        | 44          |
|  | <b>HFORFS0814GIR</b> | <b>-8</b>  | <b>1/2"</b>   | <b>12.8</b> | <b>1.3/16"</b>  | <b>16</b> | <b>30</b> | <b>36</b> | <b>45.5</b> |
|  | HFORFS1013GIR        | -10        | 5/8"          | 16          | 1"              | 14        | 32        | 30        | 45          |
|  | <b>HFORFS1014GIR</b> | <b>-10</b> | <b>5/8"</b>   | <b>16</b>   | <b>1.3/16"</b>  | <b>16</b> | <b>32</b> | <b>36</b> | <b>46.5</b> |
|  | HFORFS1213GIR        | -12        | 3/4"          | 19          | 1"              | 14        | 34        | 30        | 45          |
|  | <b>HFORFS1214GIR</b> | <b>-12</b> | <b>3/4"</b>   | <b>19</b>   | <b>1.3/16"</b>  | <b>16</b> | <b>34</b> | <b>36</b> | <b>46.5</b> |
|  | HFORFS1215GIR        | -12        | 3/4"          | 19          | 1.7/16"         | 12        | 36        | 41        | 47          |
|  | <b>HFORFS1221GIR</b> | <b>-12</b> | <b>3/4"</b>   | <b>19</b>   | <b>1.11/16"</b> | <b>12</b> | <b>41</b> | <b>50</b> | <b>51</b>   |
|  | HFORFS1614GIR        | -16        | 1"            | 25.4        | 1.3/16"         | 16        | 42        | 36        | 48.5        |
|  | <b>HFORFS1615GIR</b> | <b>-16</b> | <b>1"</b>     | <b>25.4</b> | <b>1.7/16"</b>  | <b>12</b> | <b>42</b> | <b>41</b> | <b>49</b>   |
|  | HFORFS1621GIR        | -16        | 1"            | 25.4        | 1.11/16"        | 12        | 42        | 50        | 51          |
|  | <b>HFORFS2021GIR</b> | <b>-20</b> | <b>1.1/4"</b> | <b>31.8</b> | <b>1.11/16"</b> | <b>12</b> | <b>50</b> | <b>50</b> | <b>57.2</b> |
|  | HFORFS2032GIR        | -20        | 1.1/4"        | 31.8        | 2"              | 12        | 50        | 60        | 57.2        |

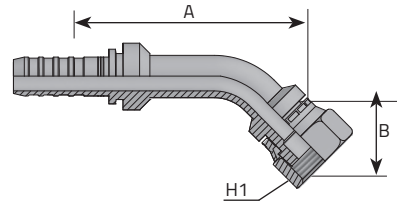


## ORFS ŻEŃSKA OBROTOWA 90° KOLANO



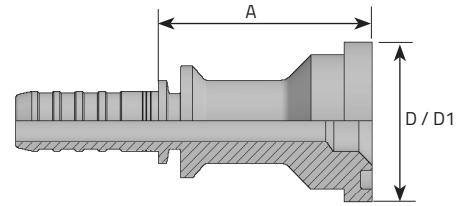
|              | D.N. | Hose   | Diam | T        | t/1" | H1 | B    | A     |
|--------------|------|--------|------|----------|------|----|------|-------|
|              |      | Inch   |      |          |      |    |      |       |
| HF900RFS0606 | -6   | 3/8"   | 9.5  | 9/16"    | 18   | 22 | 46,5 | 38,5  |
| HF900RFS0609 | -6   | 3/8"   | 9.5  | 11/16"   | 16   | 22 | 47,8 | 42,3  |
| HF900RFS0611 | -6   | 3/8"   | 9.5  | 13/16"   | 16   | 27 | 52,6 | 40,3  |
| HF900RFS0809 | -8   | 1/2"   | 12.8 | 11/16"   | 16   | 27 | 50,0 | 45,0  |
| HF900RFS0811 | -8   | 1/2"   | 12.8 | 13/16"   | 16   | 27 | 58,1 | 42,6  |
| HF900RFS0813 | -8   | 1/2"   | 12.8 | 1"       | 14   | 27 | 54,7 | 44,1  |
| HF900RFS0814 | -8   | 1/2"   | 12.8 | 1.3/16"  | 16   | 30 | 58,1 | 43,1  |
| HF900RFS1013 | -10  | 5/8"   | 16   | 1"       | 14   | 32 | 65,2 | 59,1  |
| HF900RFS1014 | -10  | 5/8"   | 16   | 1.3/16"  | 16   | 32 | 64,6 | 54,1  |
| HF900RFS1213 | -12  | 3/4"   | 19   | 1"       | 14   | 34 | 72,2 | 60,6  |
| HF900RFS1214 | -12  | 3/4"   | 19   | 1.3/16"  | 16   | 34 | 73,6 | 61,6  |
| HF900RFS1215 | -12  | 3/4"   | 19   | 1.7/16"  | 12   | 36 | 77,5 | 62,1  |
| HF900RFS1221 | -12  | 3/4"   | 19   | 1.11/16" | 12   | 41 | 83,9 | 97,6  |
| HF900RFS1614 | -16  | 1"     | 25.4 | 1.3/16"  | 16   | 42 | 86,5 | 75,5  |
| HF900RFS1615 | -16  | 1"     | 25.4 | 1.7/16"  | 12   | 42 | 85,6 | 79,6  |
| HF900RFS1621 | -16  | 1"     | 25.4 | 1.11/16" | 12   | 42 | 99,4 | 97,5  |
| HF900RFS2021 | -20  | 1.1/4" | 31.8 | 1.11/16" | 12   | 41 | 99,9 | 98,1  |
| HF900RFS2032 | -20  | 1.1/4" | 31.8 | 2"       | 12   | 50 | 90,6 | 103,1 |

## ORFS ŻEŃSKA OBROTOWA 45° KOLANO



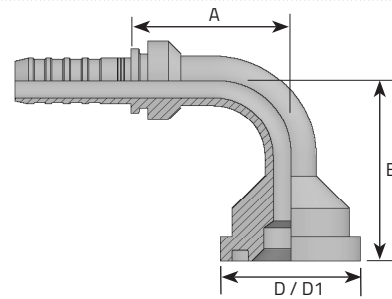
|  | D.N. | Hose   | Diam | T        | t/1" | H1 | B    | A     |
|--|------|--------|------|----------|------|----|------|-------|
|  |      | Inch   | mm   | Inch     |      | mm | mm   | mm    |
|  | -6   | 3/8"   | 9.5  | 9/16"    | 18   | 22 | 25,8 | 62,8  |
|  | -6   | 3/8"   | 9.5  | 11/16"   | 16   | 22 | 26,3 | 70,6  |
|  | -6   | 3/8"   | 9.5  | 13/16"   | 16   | 27 | 31,5 | 72,8  |
|  | -8   | 1/2"   | 12.8 | 11/16"   | 16   | 27 | 25,3 | 75,8  |
|  | -8   | 1/2"   | 12.8 | 13/16"   | 16   | 27 | 33,6 | 78,6  |
|  | -8   | 1/2"   | 12.8 | 1"       | 14   | 27 | 31,1 | 77,1  |
|  | -8   | 1/2"   | 12.8 | 1.3/16"  | 16   | 30 | 36,1 | 79,1  |
|  | -10  | 5/8"   | 16   | 1"       | 14   | 32 | 35,3 | 77,9  |
|  | -10  | 5/8"   | 16   | 1.3/16"  | 16   | 32 | 32,7 | 76,3  |
|  | -12  | 3/4"   | 19   | 1"       | 14   | 34 | 39,4 | 79,5  |
|  | -12  | 3/4"   | 19   | 1.3/16"  | 16   | 34 | 40,4 | 81,0  |
|  | -12  | 3/4"   | 19   | 1.7/16"  | 12   | 36 | 43,6 | 84,7  |
|  | -12  | 3/4"   | 19   | 1.11/16" | 12   | 41 | 46,9 | 112,5 |
|  | -16  | 1"     | 25.4 | 1.3/16"  | 16   | 42 | 44,1 | 103,1 |
|  | -16  | 1"     | 25.4 | 1.7/16"  | 12   | 42 | 44,4 | 105,0 |
|  | -16  | 1"     | 25.4 | 1.11/16" | 12   | 42 | 43,3 | 112,8 |
|  | -20  | 1.1/4" | 31.8 | 1.11/16" | 12   | 41 | 51,3 | 118,4 |
|  | -20  | 1.1/4" | 31.8 | 2"       | 12   | 50 | 45,3 | 116,4 |

## FLANSZA - 3000 PSI



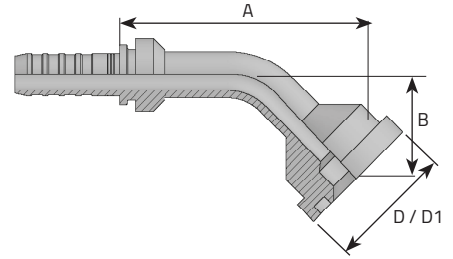
|                  | D.N.       | Hose          | Diam        | D             | D1          | A            |
|------------------|------------|---------------|-------------|---------------|-------------|--------------|
|                  |            | Inch          | mm          | Inch          | mm          | mm           |
| HFDL0808I        | -8         | 1/2"          | 12.8        | 1/2"          | 30.2        | 56.2         |
| <b>HFDL0810I</b> | <b>-8</b>  | <b>1/2"</b>   | <b>12.8</b> | <b>5/8"</b>   | <b>34</b>   | <b>58.05</b> |
| HFDL0812I        | -8         | 1/2"          | 12.8        | 3/4"          | 38.1        | 62.3         |
| <b>HFDL1010I</b> | <b>-10</b> | <b>5/8"</b>   | <b>16</b>   | <b>5/8"</b>   | <b>34</b>   | <b>58.8</b>  |
| HFDL1012I        | -10        | 5/8"          | 16          | 3/4"          | 38.1        | 60.3         |
| <b>HFDL1208I</b> | <b>-12</b> | <b>3/4"</b>   | <b>19</b>   | <b>1/2"</b>   | <b>30.2</b> | <b>63.2</b>  |
| HFDL1212I        | -12        | 3/4"          | 19          | 3/4"          | 38.1        | 61.3         |
| <b>HFDL1216I</b> | <b>-12</b> | <b>3/4"</b>   | <b>19</b>   | <b>1"</b>     | <b>44.5</b> | <b>65</b>    |
| HFDL1612I        | -16        | 1"            | 25.4        | 3/4"          | 38.1        | 59           |
| <b>HFDL1616I</b> | <b>-16</b> | <b>1"</b>     | <b>25.4</b> | <b>1"</b>     | <b>44.5</b> | <b>68</b>    |
| HFDL1620I        | -16        | 1"            | 25.4        | 1.1/4"        | 50.8        | 74           |
| <b>HFDL2016I</b> | <b>-20</b> | <b>1.1/4"</b> | <b>31.8</b> | <b>1"</b>     | <b>44.5</b> | <b>67.7</b>  |
| HFDL2020I        | -20        | 1.1/4"        | 31.8        | 1.1/4"        | 50.8        | 85.2         |
| <b>HFDL2024I</b> | <b>-20</b> | <b>1.1/4"</b> | <b>31.8</b> | <b>1.1/2"</b> | <b>60.3</b> | <b>90.2</b>  |

**FLANSZA - 3000 PSI - 90° KOLANO**



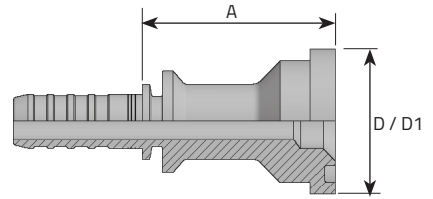
|            | D.N. | Hose   | Diam | D      | D1   | B    | A    |
|------------|------|--------|------|--------|------|------|------|
|            |      | Inch   | mm   | Inch   | mm   | mm   | mm   |
| HF90L0808I | -8   | 1/2"   | 12.8 | 1/2"   | 30.2 | 43,0 | 43,5 |
| HF90L0810I | -8   | 1/2"   | 12.8 | 5/8"   | 34   | 47,0 | 43,5 |
| HF90L0812I | -8   | 1/2"   | 12.8 | 3/4"   | 38.1 | 50,0 | 43,5 |
| HF90L1010I | -10  | 5/8"   | 16   | 5/8"   | 34   | 52,0 | 55,5 |
| HF90L1012I | -10  | 5/8"   | 16   | 3/4"   | 38.1 | 55,0 | 55,5 |
| HF90L1208I | -12  | 3/4"   | 19   | 1/2"   | 30.2 | 52,0 | 62,5 |
| HF90L1212I | -12  | 3/4"   | 19   | 3/4"   | 38.1 | 58,0 | 62,5 |
| HF90L1216I | -12  | 3/4"   | 19   | 1"     | 44.5 | 62,0 | 62,5 |
| HF90L1612I | -16  | 1"     | 25.4 | 3/4"   | 38.1 | 59,5 | 82,5 |
| HF90L1616I | -16  | 1"     | 25.4 | 1"     | 44.5 | 63,5 | 82,5 |
| HF90L1620I | -16  | 1"     | 25.4 | 1.1/4" | 50.8 | 69,5 | 82,5 |
| HF90L2020I | -20  | 1.1/4" | 31.8 | 1.1/4" | 50.8 | 86,0 | 96,7 |
| HF90L2024I | -20  | 1.1/4" | 31.8 | 1.1/2" | 60.3 | 87,0 | 96,7 |

## FLANSZA - 3000 PSI - 45° KOLANO



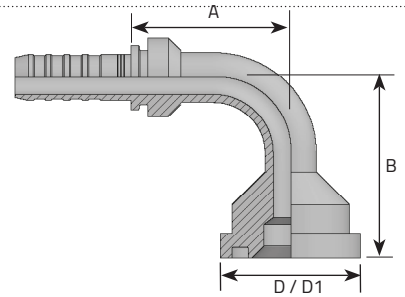
|            | D.N. | Hose   | Diam | D      | D1   | B    | A     |
|------------|------|--------|------|--------|------|------|-------|
|            |      | Inch   | mm   | Inch   | mm   | mm   | mm    |
| HF45L0808I | -8   | 1/2"   | 12.8 | 1/2"   | 30.2 | 23,0 | 67,5  |
| HF45L0810I | -8   | 1/2"   | 12.8 | 5/8"   | 34   | 25,0 | 72,5  |
| HF45L0812I | -8   | 1/2"   | 12.8 | 3/4"   | 38.1 | 28,0 | 72,5  |
| HF45L1010I | -10  | 5/8"   | 16   | 5/8"   | 34   | 30,0 | 69,5  |
| HF45L1012I | -10  | 5/8"   | 16   | 3/4"   | 38.1 | 30,0 | 69,5  |
| HF45L1208I | -12  | 3/4"   | 19   | 1/2"   | 30.2 | 28,0 | 68,5  |
| HF45L1212I | -12  | 3/4"   | 19   | 3/4"   | 38.1 | 32,0 | 72,5  |
| HF45L1216I | -12  | 3/4"   | 19   | 1"     | 44.5 | 35,0 | 75,5  |
| HF45L1612I | -16  | 1"     | 25.4 | 3/4"   | 38.1 | 34,6 | 88,1  |
| HF45L1616I | -16  | 1"     | 25.4 | 1"     | 44.5 | 31,6 | 91,1  |
| HF45L1620I | -16  | 1"     | 25.4 | 1.1/4" | 50.8 | 35,6 | 95,1  |
| HF45L2020I | -20  | 1.1/4" | 31.8 | 1.1/4" | 50.8 | 42,3 | 107,0 |
| HF45L2024I | -20  | 1.1/4" | 31.8 | 1.1/2" | 60.3 | 43,3 | 108,0 |

## FLANSZA - 6000 PSI



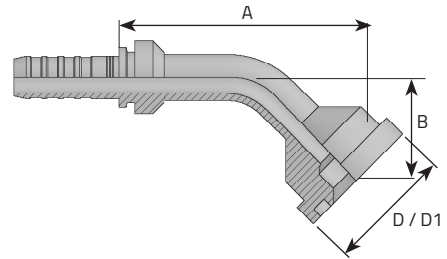
|                  | D.N.       | Hose          | Diam        | D             | D1          | A            |
|------------------|------------|---------------|-------------|---------------|-------------|--------------|
|                  |            | Inch          | mm          | Inch          | mm          | mm           |
| HFDP0808I        | -8         | 1/2"          | 12.8        | 1/2"          | 31.7        | 61.2         |
| <b>HFDP0812I</b> | <b>-8</b>  | <b>1/2"</b>   | <b>12.8</b> | <b>3/4"</b>   | <b>41.3</b> | <b>64.5</b>  |
| HFDP1008I        | -10        | 5/8"          | 16          | 1/2"          | 31.7        | 65.2         |
| <b>HFDP1012I</b> | <b>-10</b> | <b>5/8"</b>   | <b>16</b>   | <b>3/4"</b>   | <b>41.3</b> | <b>63.5</b>  |
| HFDP1212I        | -12        | 3/4"          | 19          | 3/4"          | 41.3        | 66.5         |
| <b>HFDP1216I</b> | <b>-12</b> | <b>3/4"</b>   | <b>19</b>   | <b>1"</b>     | <b>47.6</b> | <b>75.03</b> |
| HFDP1612I        | -16        | 1"            | 25.4        | 3/4"          | 41.3        | 78.5         |
| <b>HFDP1616I</b> | <b>-16</b> | <b>1"</b>     | <b>25.4</b> | <b>1"</b>     | <b>47.6</b> | <b>82.03</b> |
| HFDP1620I        | -16        | 1"            | 25.4        | 1.1/4"        | 54          | 87.3         |
| <b>HFDP2020I</b> | <b>-20</b> | <b>1.1/4"</b> | <b>31.8</b> | <b>1.1/4"</b> | <b>54</b>   | <b>87</b>    |
| HFDP2024I        | -20        | 1.1/4"        | 31.8        | 1.1/2"        | 63.5        | 98.8         |

## FLANSZA - 6000 PSI - 90° KOLANO



|            | D.N. | Hose   | Diam |  | D      | D1   | B    | A    |
|------------|------|--------|------|--|--------|------|------|------|
|            |      | Inch   | mm   |  | Inch   | mm   | mm   | mm   |
| HF90P0808I | -8   | 1/2"   | 12.8 |  | 1/2"   | 31.7 | 44,0 | 43,5 |
| HF90P0812I | -8   | 1/2"   | 12.8 |  | 3/4"   | 41.3 | 51,0 | 43,5 |
| HF90P1008I | -10  | 5/8"   | 16   |  | 1/2"   | 31.7 | 50,0 | 55,5 |
| HF90P1012I | -10  | 5/8"   | 16   |  | 3/4"   | 41.3 | 59,0 | 56,5 |
| HF90P1212I | -12  | 3/4"   | 19   |  | 3/4"   | 41.3 | 62,0 | 62,5 |
| HF90P1216I | -12  | 3/4"   | 19   |  | 1"     | 47.6 | 67,0 | 62,5 |
| HF90P1612I | -16  | 1"     | 25.4 |  | 3/4"   | 41.3 | 63,5 | 82,5 |
| HF90P1616I | -16  | 1"     | 25.4 |  | 1"     | 47.6 | 68,5 | 82,5 |
| HF90P1620I | -16  | 1"     | 25.4 |  | 1.1/4" | 54   | 72,5 | 82,5 |
| HF90P2020I | -20  | 1.1/4" | 31.8 |  | 1.1/4" | 54   | 92,0 | 96,7 |
| HF90P2024I | -20  | 1.1/4" | 31.8 |  | 1.1/2" | 63.5 | 96,0 | 96,7 |

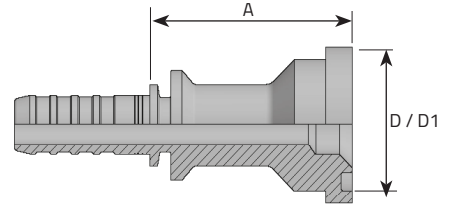
**FLANSZA - 6000 PSI - 45° KOLANO**



|            | D.N. | Hose   | Diam | D      | D1   | B    | A     |
|------------|------|--------|------|--------|------|------|-------|
|            |      | Inch   | mm   | Inch   | mm   | mm   | mm    |
| HF45P0808I | -8   | 1/2"   | 12.8 | 1/2"   | 31.7 | 23,0 | 68,5  |
| HF45P0812I | -8   | 1/2"   | 12.8 | 3/4"   | 41.3 | 28,0 | 73,5  |
| HF45P1008I | -10  | 5/8"   | 16   | 1/2"   | 31.7 | 26,0 | 66,5  |
| HF45P1012I | -10  | 5/8"   | 16   | 3/4"   | 41.3 | 30,0 | 73,5  |
| HF45P1212I | -12  | 3/4"   | 19   | 3/4"   | 41.3 | 32,0 | 75,5  |
| HF45P1216I | -12  | 3/4"   | 19   | 1"     | 47.6 | 35,0 | 79,5  |
| HF45P1612I | -16  | 1"     | 25.4 | 3/4"   | 41.3 | 34,6 | 91,1  |
| HF45P1616I | -16  | 1"     | 25.4 | 1"     | 47.6 | 31,6 | 94,1  |
| HF45P1620I | -16  | 1"     | 25.4 | 1.1/4" | 54   | 35,6 | 99,1  |
| HF45P2020I | -20  | 1.1/4" | 31.8 | 1.1/4" | 54   | 42,3 | 111,0 |
| HF45P2024I | -20  | 1.1/4" | 31.8 | 1.1/2" | 63.5 | 43,3 | 114,0 |

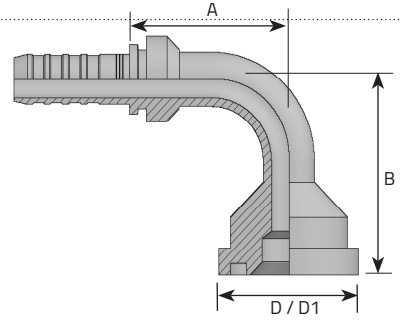


## FLANSZA SUPERCAT



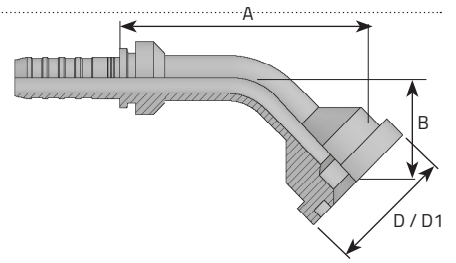
|           | D.N. | Hose   | Diam | D      | D1   | A     |
|-----------|------|--------|------|--------|------|-------|
|           |      | Inch   | mm   | Inch   | mm   | mm    |
| HFDS1212I | -12  | 3/4"   | 19   | 3/4"   | 41.3 | 71.9  |
| HFDS1216I | -12  | 3/4"   | 19   | 1"     | 47.6 | 79.8  |
| HFDS1616I | -16  | 1"     | 25.4 | 1"     | 47.6 | 86.8  |
| HFDS1620I | -16  | 1"     | 25.4 | 1.1/4" | 54   | 91.3  |
| HFDS2020I | -20  | 1.1/4" | 31.8 | 1.1/4" | 54   | 91.7  |
| HFDS2024I | -20  | 1.1/4" | 31.8 | 1.1/2" | 63.5 | 100.5 |

## FLANSZA SUPERCAT - 90° KOLANO



|            | D.N. | Hose   | Diam | D      | D1   | B    | A    |
|------------|------|--------|------|--------|------|------|------|
|            |      | Inch   | mm   | Inch   | mm   | mm   | mm   |
| HF90S1212I | -12  | 3/4"   | 19   | 3/4"   | 41.3 | 67,0 | 62,5 |
| HF90S1216I | -12  | 3/4"   | 19   | 1"     | 47.6 | 73,0 | 62,5 |
| HF90S1616I | -16  | 1"     | 25.4 | 1"     | 47.6 | 74,5 | 82,5 |
| HF90S1620I | -16  | 1"     | 25.4 | 1.1/4" | 54   | 80,0 | 82,5 |
| HF90S2020I | -20  | 1.1/4" | 31.8 | 1.1/4" | 54   | 96,0 | 96,7 |
| HF90S2024I | -20  | 1.1/4" | 31.8 | 1.1/2" | 63.5 | 98,0 | 96,7 |

## FLANSZA SUPERCAT - 45° KOLANO



|            | D.N. | Hose   | Diam | D      | D1   | B    | A     |
|------------|------|--------|------|--------|------|------|-------|
|            |      | Inch   | mm   | Inch   | mm   | mm   | mm    |
| HF45S1212I | -12  | 3/4"   | 19   | 3/4"   | 41.3 | 39,0 | 79,5  |
| HF45S1216I | -12  | 3/4"   | 19   | 1"     | 47.6 | 43,0 | 83,5  |
| HF45S1616I | -16  | 1"     | 25.4 | 1"     | 47.6 | 39,6 | 99,1  |
| HF45S1620I | -16  | 1"     | 25.4 | 1.1/4" | 54   | 42,6 | 102,1 |
| HF45S2020I | -20  | 1.1/4" | 31.8 | 1.1/4" | 54   | 49,3 | 114,0 |
| HF45S2024I | -20  | 1.1/4" | 31.8 | 1.1/2" | 63.5 | 50,3 | 115,0 |

## **Press Fittings Catalogue a-2020 eu**

Data reported in this catalogue are not binding.  
Vitillo S.p.a. reserves the right to change specifications without notice.

I dati riportati nella seguente pubblicazione non sono vincolanti.  
Vitillo S.p.a. si riserva di apportare modifiche senza preavviso.

Les données exposées dans ce catalogue ne sont pas contraignantes.  
Vitillo s.p.a se réserve le droit d'apporter des modifications sans aucun préavis.

Die vorliegenden Angaben sind nicht bindend.  
Vitillo S.p.a. behält sich technische Änderungen vor ohne Mitteilung.

Los datos referidos en la presente publicación son indicativos.  
Vitillo S.p.a. se reserva el derecho de modificar las especificaciones sin aviso previo.